

Vale of the White Horse District Council Playing Pitch Strategy

Data Assessment Summary

January, 2024

FOOTBALL

This document is not a draft assessment report. The following maps and tables set out the information needed to produce a pitch assessment for football from the data gathered to date during Stage B.

Most data was collected between winter 2022 and summer 2023.

Selecting a heading below will allow the reader to “jump” to that map or table. The tables are set out in a logical fashion. All table headings are collapsed (in the Word version) to condense the size of the document, so to access the data in blue heading sections, click on the black triangle to the left of the heading to open and view.

Contents

1. CONTEXT	5	m) 3G Pitches.....	36	z) Not Available (Sand/ Water/Other - based)	70
a) Sub-areas and study area.....	5	n) (AGPs – water / sand / other based) .	37	aa) AGP Dimensions and Opening Times	70
b) Indices of Multiple Deprivation 2019 (IMD)	11	o) AGP Key	38		
c) Housing Allocation Sites.....	15	p) Ownership / Management (where known) (Grass)	40	3. QUALITY & KEY ISSUES	73
d) Community Use Grass Pitch Locations (Secure and Unsecure).....	16	q) Ownership / Management (AGPs)	54	bb) Quality community use (grass, secure)73	
e) Not Available for Community Use Grass Pitch Locations	17	r) Definitions (Pitch sizes and age groups) 56		cc) Quality community use (grass, unsecure)	85
f) Grass Pitches (Adult 11v11)	18	2. SECURITY OF USE.....	57	dd) Quality Audit Site Visit Notes.....	86
g) Grass Pitches (Youth 11v11)	20	s) Secure community use (grass)	57	ee) Cycle Provision	97
h) Grass Pitches (Youth 9v9)	21	t) Unsecure community use (grass)	63	ff) Other key issues.....	99
i) Grass Pitches (Mini 7v7).....	22	u) No community use (grass).....	64	4. CAPACITY.....	110
j) Grass Pitches (Mini 5v5).....	23	v) Secure community use (Sand/Water/Other-based).....	69	gg) Carrying capacity community use (grass) (match equivalents).....	110
k) Grass Pitches Not available (Youth 9v9, Mini 7v7 and Mini 5v5)	24	w) Unsecure community use (3G).....	69	hh) Carrying capacity community use (3G and Sand/Water/Other-based).....	135
l) Grass Pitches Key	25	x) Unsecure community use (Sand/ Water/Other -based).....	69	ii) Team Numbers – Sub-Area Summary	140
		y) Not Available (3G)	70		

jj) Team / club names and home grounds 141	vv) Supply / demand balance community use (secure and unsecure GRASS) – summary by pitch225	fff) Match equivalent sessions per week assumptions for match play and training270
kk) Distance Players Travel 152	ww) Supply / demand balance community use (secure and unsecure GRASS) – summary by sub-area230	ggg) Translating playing pitch calculator grass pitch numbers to match equivalents by sub-area (based on Scenario 2)..... 271
ll) The Adult Men’s Game League Structure 153	xx) Supply / demand balance community use (unsecure, no secure): AGPs 232	hhh) Calculating Residual Capacity Required to 2041 (grass pitches) – Adult (full-size)..... 271
mm) The Adult Women’s Game League Structure 154	yy) AGP Summary Full Size Equivalent Hours Capacity (Supply), Demand and Balance by Sub-Area (unsecure, no secure) 235	iii) Calculating Residual Capacity Required to 2041 (grass pitches) – Youth (7v7 & 9v9) 272
nn) Demand community use (unsecure and secure GRASS) 155	zz) Grass Pitches and AGP Pitches (and Capacity) in the Pipeline.....236	jjj) Calculating Residual Capacity Required to 2041 (grass pitches) – Mini Soccer (5v5)..... 272
oo) Demand community use (unsecure and secure GRASS) – summary by pitch . 203	aaa) Using Over and Under Play Figures 250	kkk) Numeric Summary of 3G Pitch Supply / Demand and Future Provision .. 274
pp) Demand community use (unsecure and secure GRASS) – summary by sub-area 211	bbb) Closed pitches.....251	lll) Impact of Social, Informal and Small- sided Games Demand on 3G during Peak Period..... 278
qq) Demand community use (unsecure and secure AGPs) 212	ccc) Displaced, unmet, aspirational demand.....252	mmm) Summary of additional 3G provision required to 2041 278
rr) Catchment Areas – 20 minute peak drive-time from secure and unsecure community use 3G pitches 214	ddd) Clubs’ Future Plans257	nnn) Additional capacity introduced by improving “poor” quality grass pitches to “standard” quality..... 279
ss) Catchment Areas – 20 minute drive- time from secure and unsecure community use Sand/Water-based pitches..... 215	eee) Playing Pitch Calculator260	ooo) Additional capacity introduced by improving “poor” quality grass pitches (secure and unsecure) to “standard” quality (summary, and impact on additional pitches required) 284
tt) Catchment Areas – 5.5km / 3.4 miles / 20 min average cycle radius catchment from pitches (grass pitches)..... 216	North Sub-Area.....262	
uu) Catchment Areas – 5.5km / 3.4 miles / 20 min average cycle radius catchment from pitches (AGPs) 222	Dalton Barracks Housing Allocation (c.1,200 dwellings)... Error! Bookmark not defined.	
	South Sub-Area.....264	
	West Sub-Area.....269	

ppp) Additional capacity introduced by improving “standard” and “poor” quality grass pitches to “good” quality..... 284

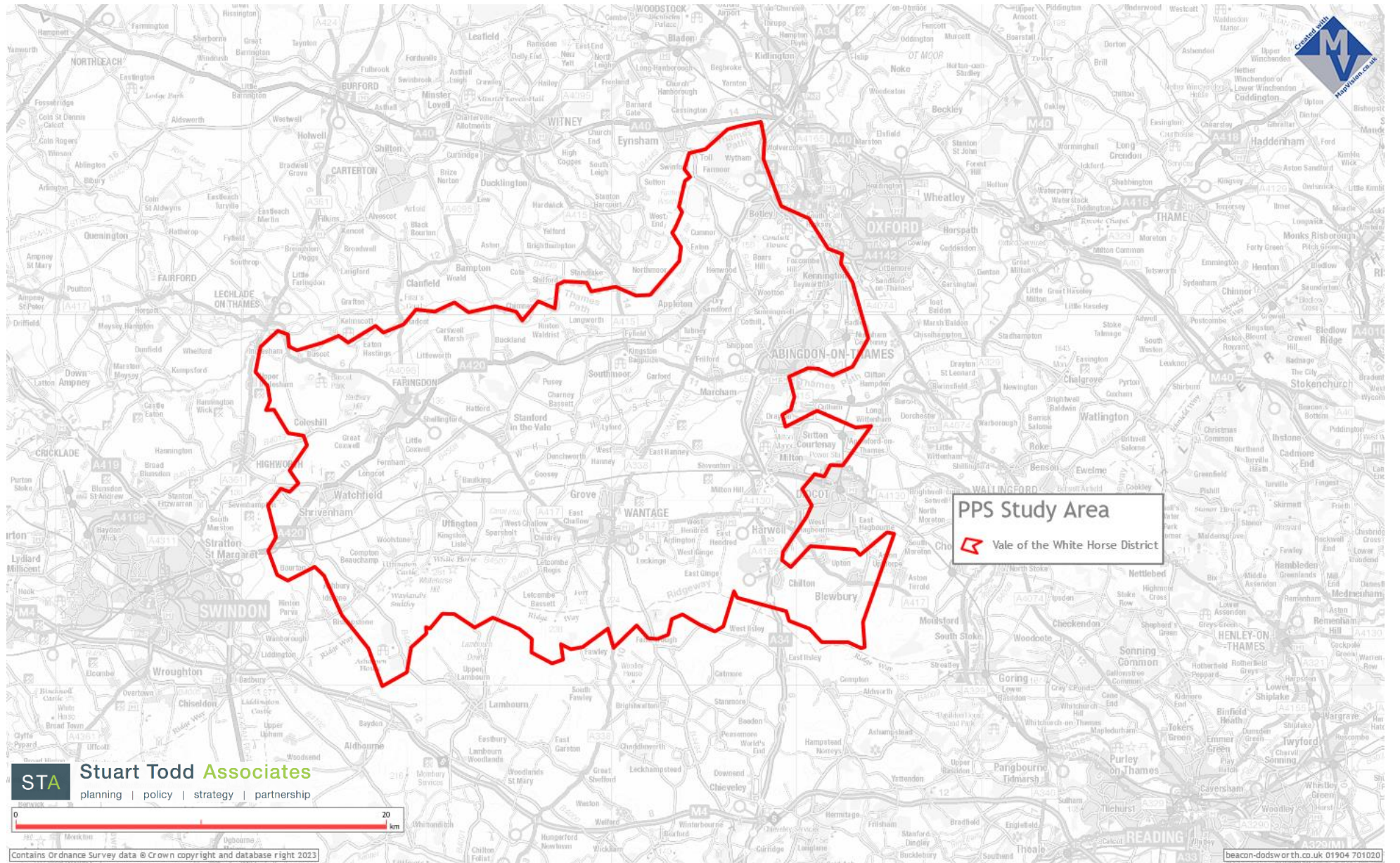
qqq) Additional capacity introduced by improving “standard” and “poor” quality grass pitches (secure and unsecure) to “good” quality (summary, and impact on additional pitches required)..... 288

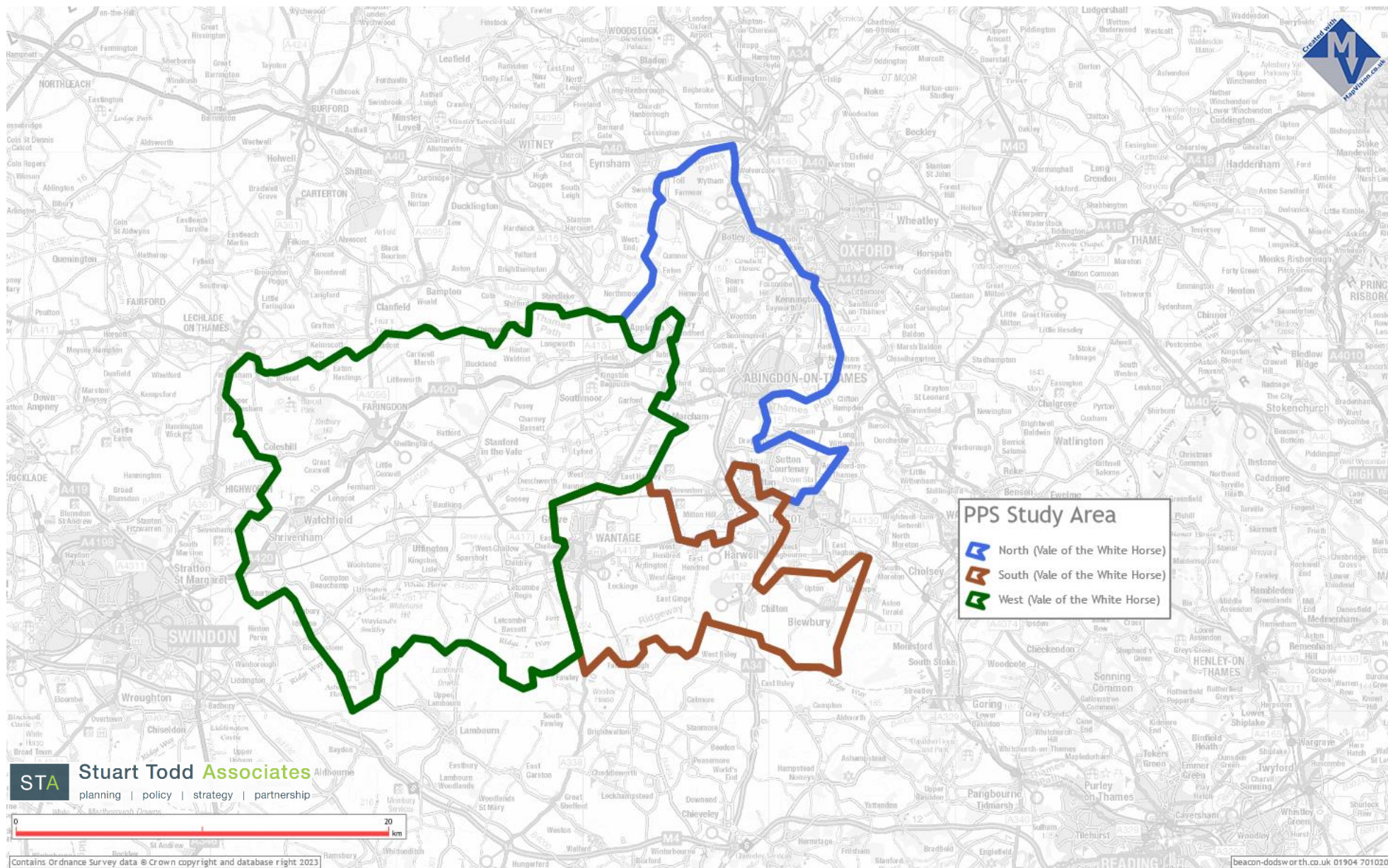
rrr) Additional matches capacity introduced by additional supply of 3G and grass pitches (pipeline projects) 290

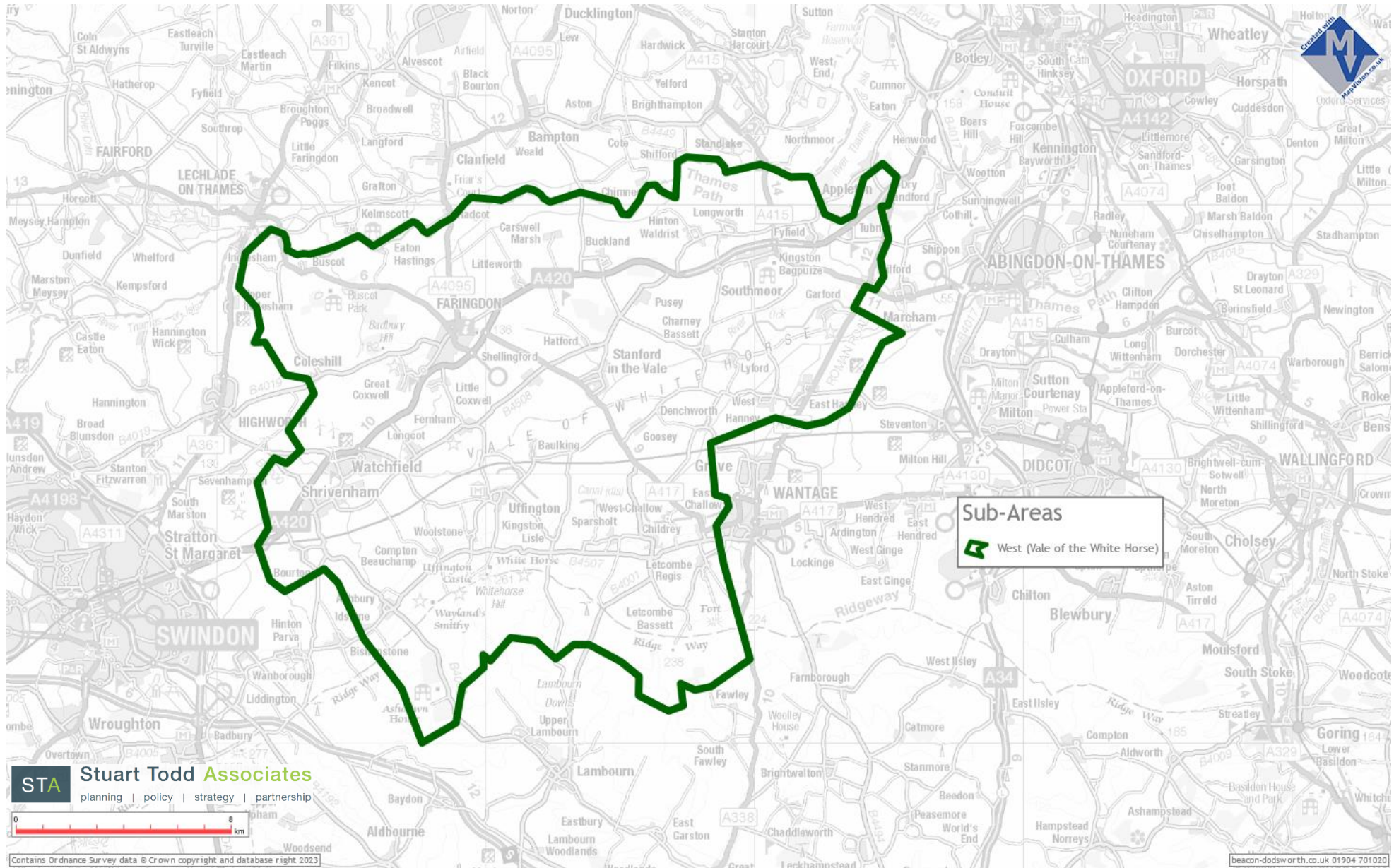
sss) Testing Scenarios 292

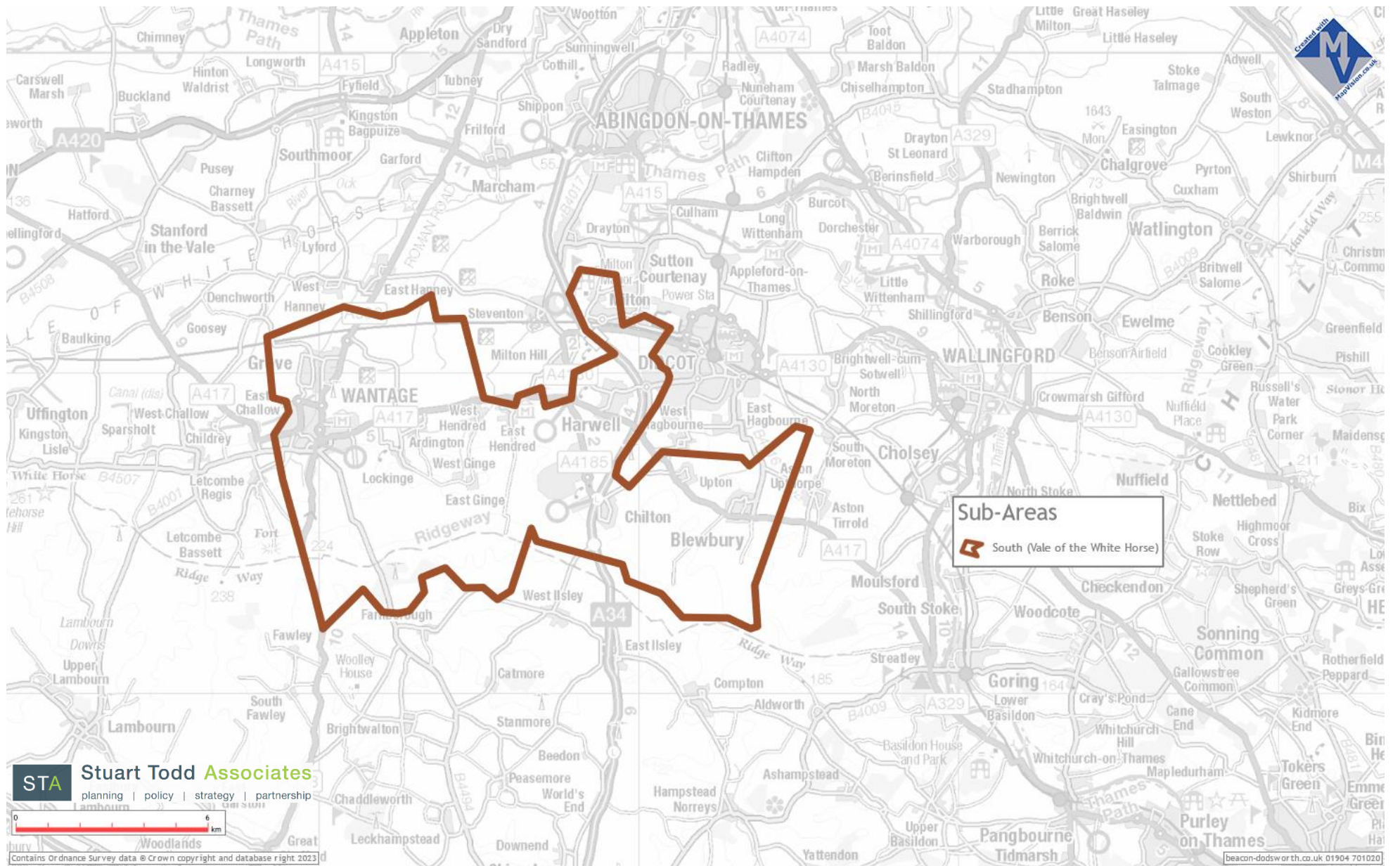
1. CONTEXT

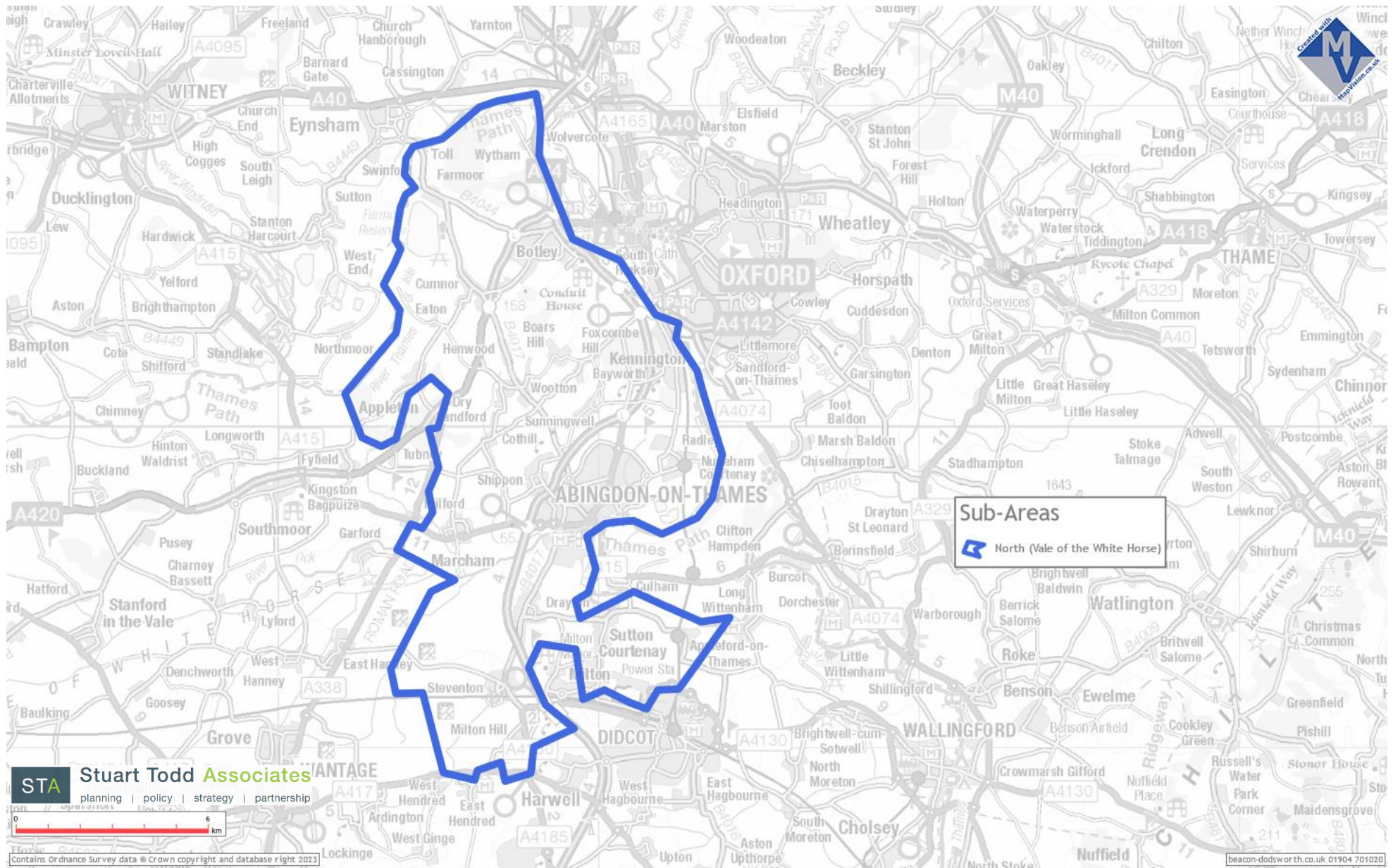
a) **Sub-areas and study area**



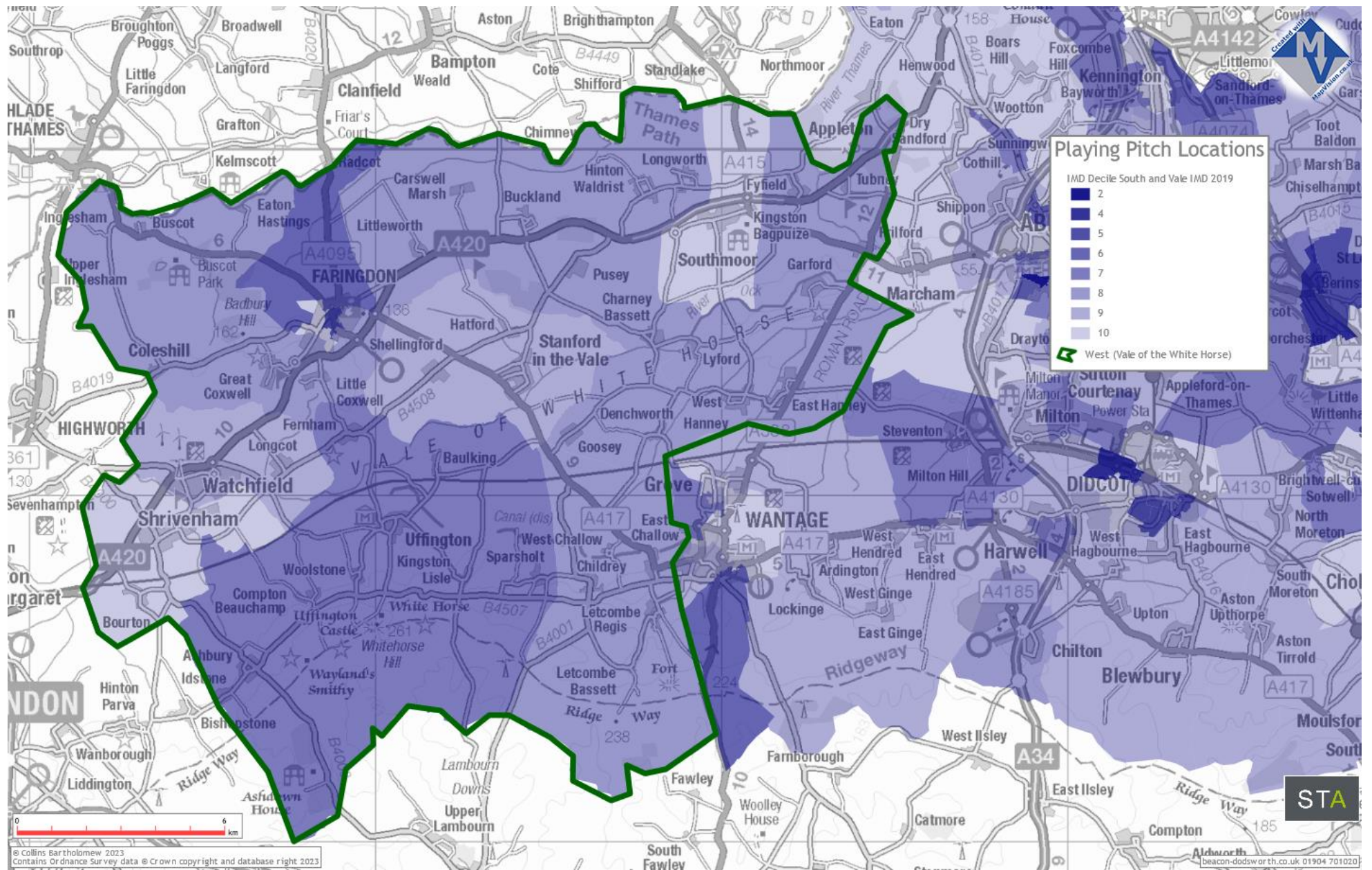


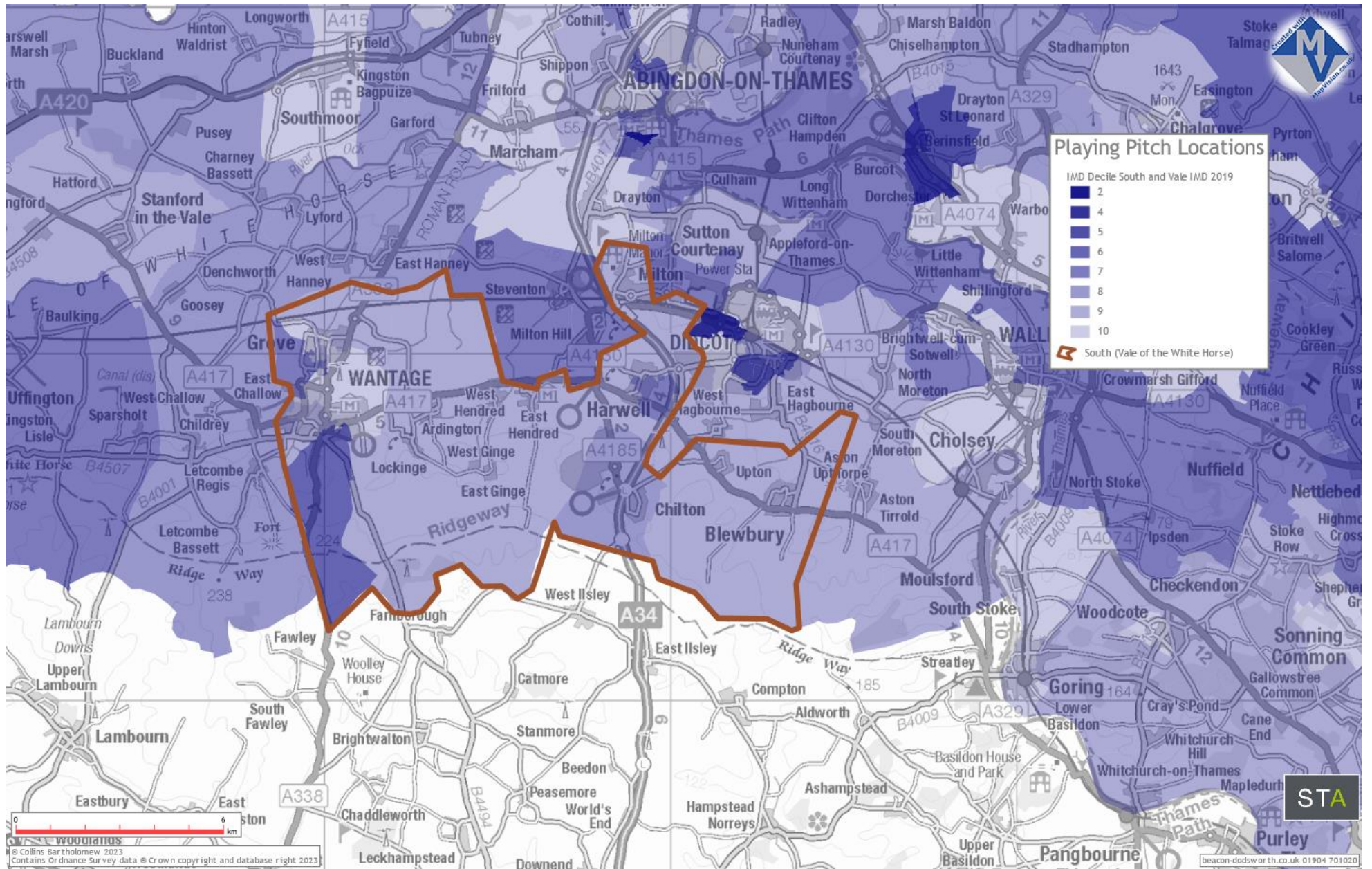


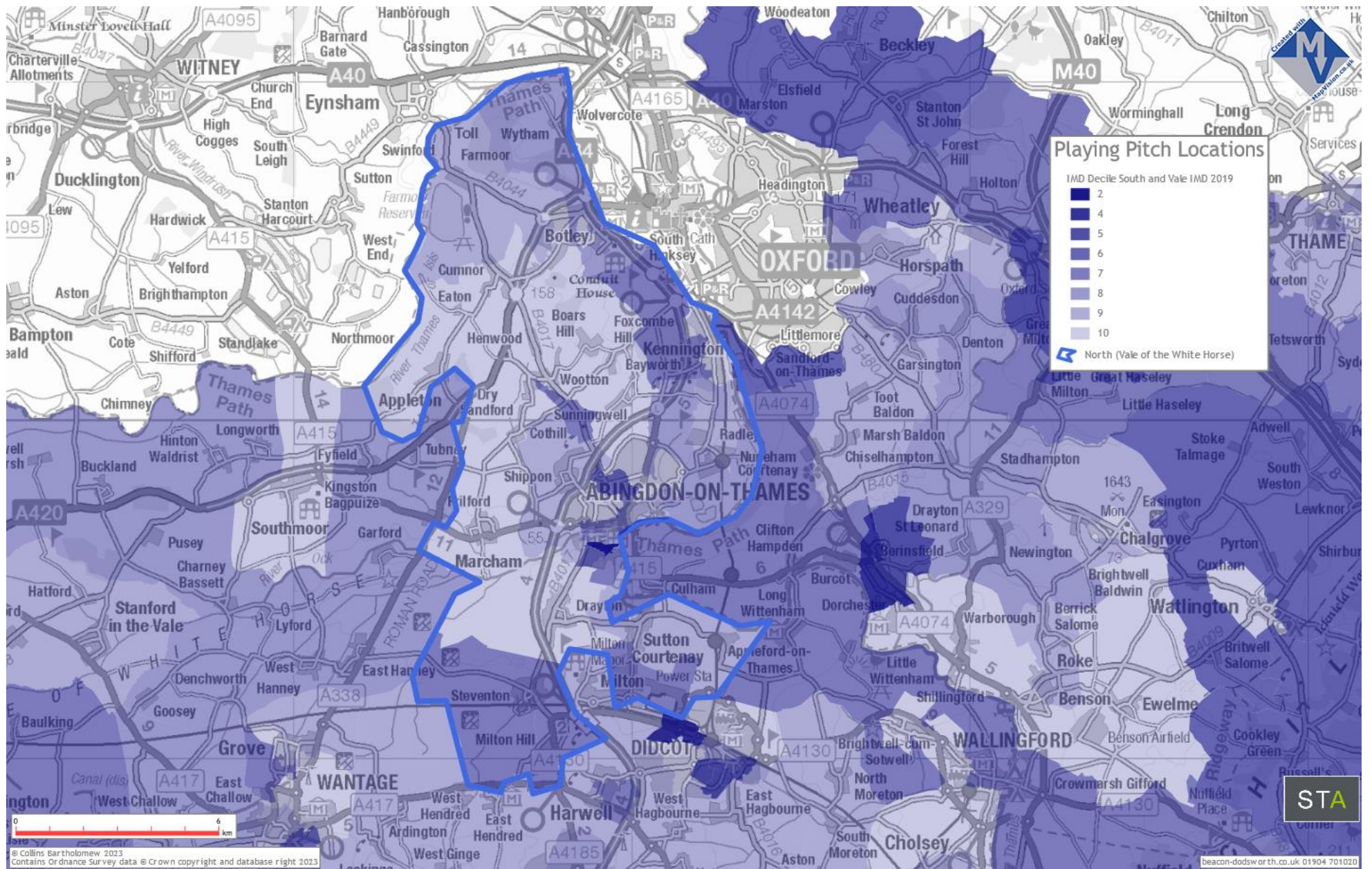




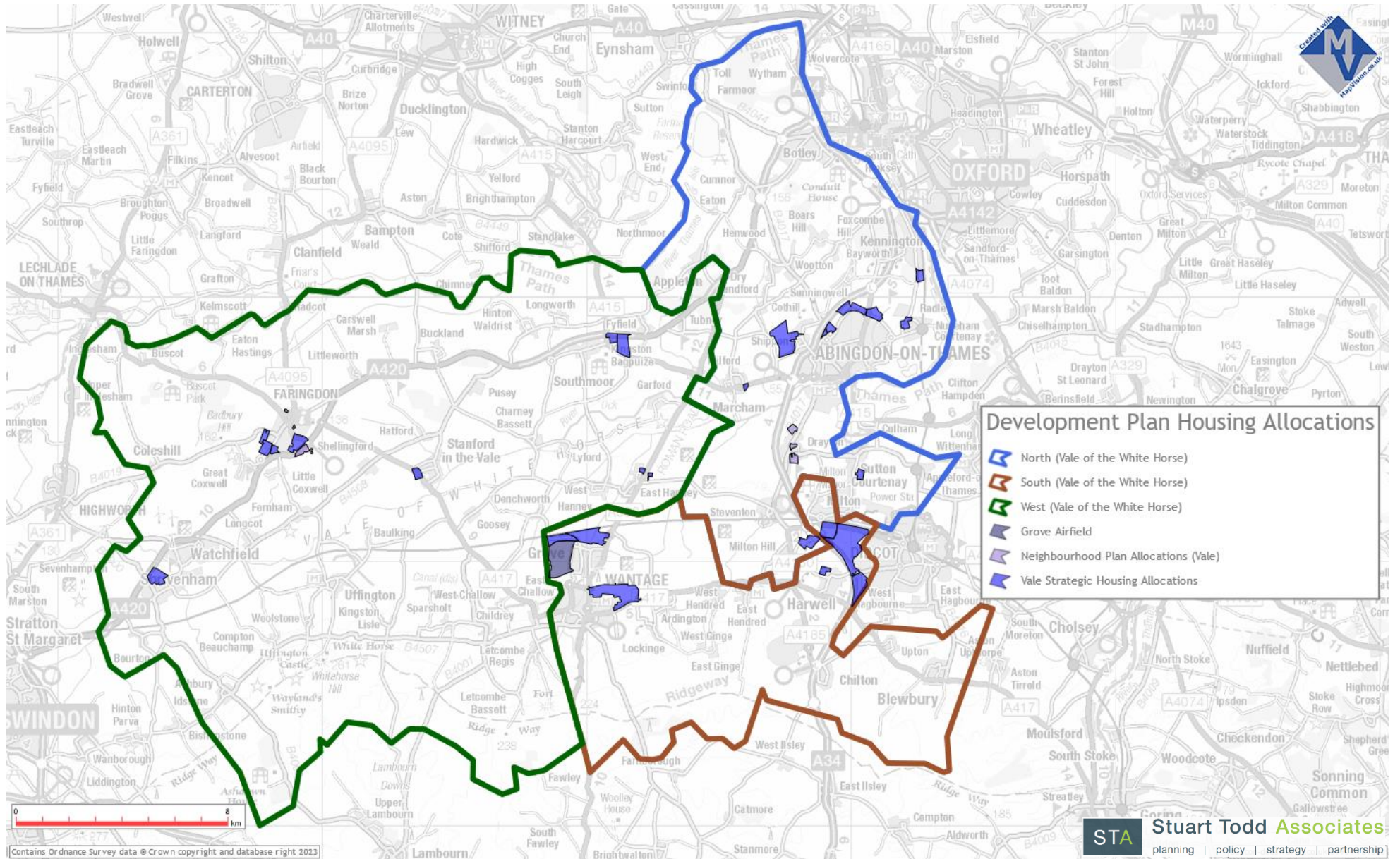
b) Indices of Multiple Deprivation 2019 (IMD)



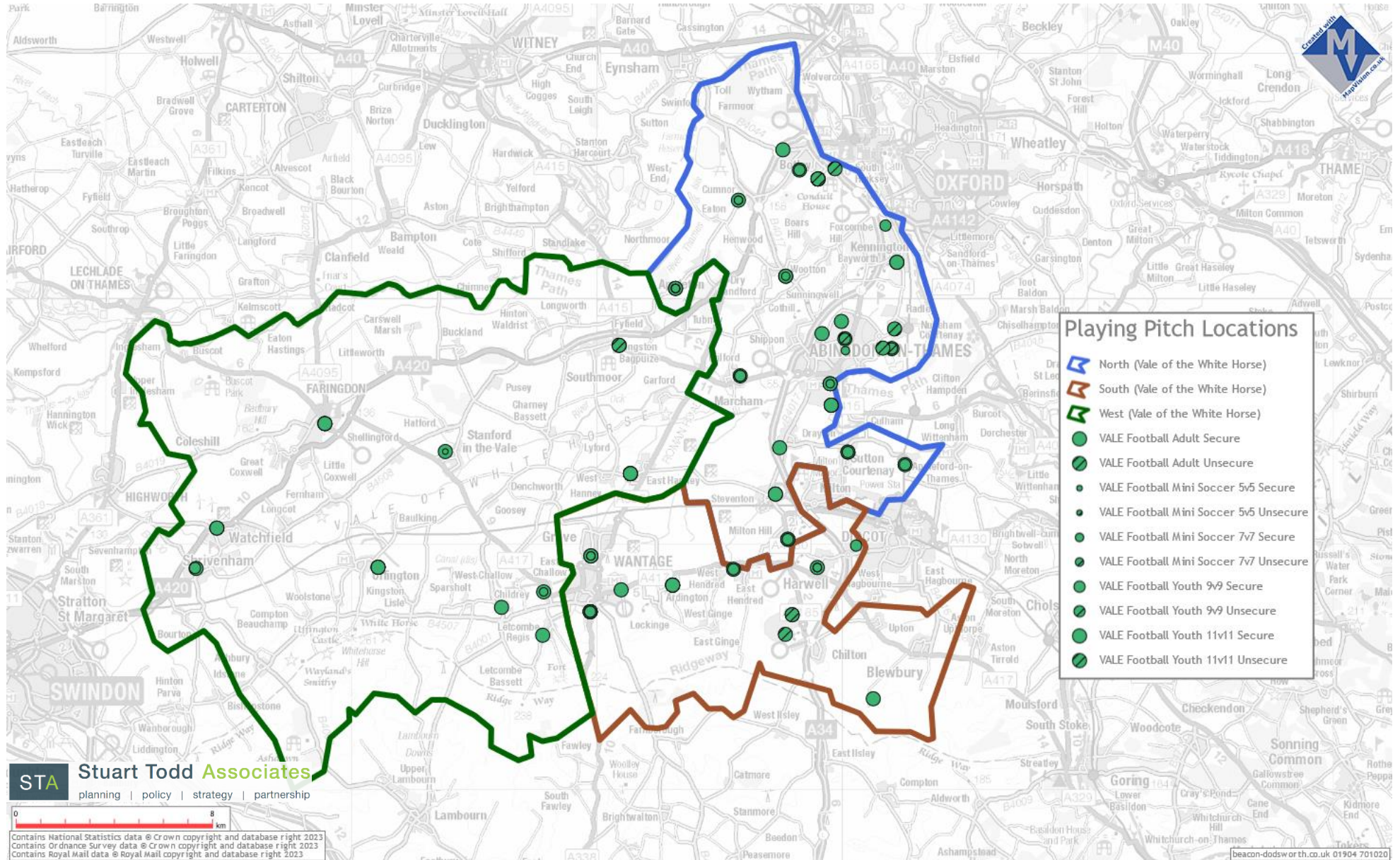




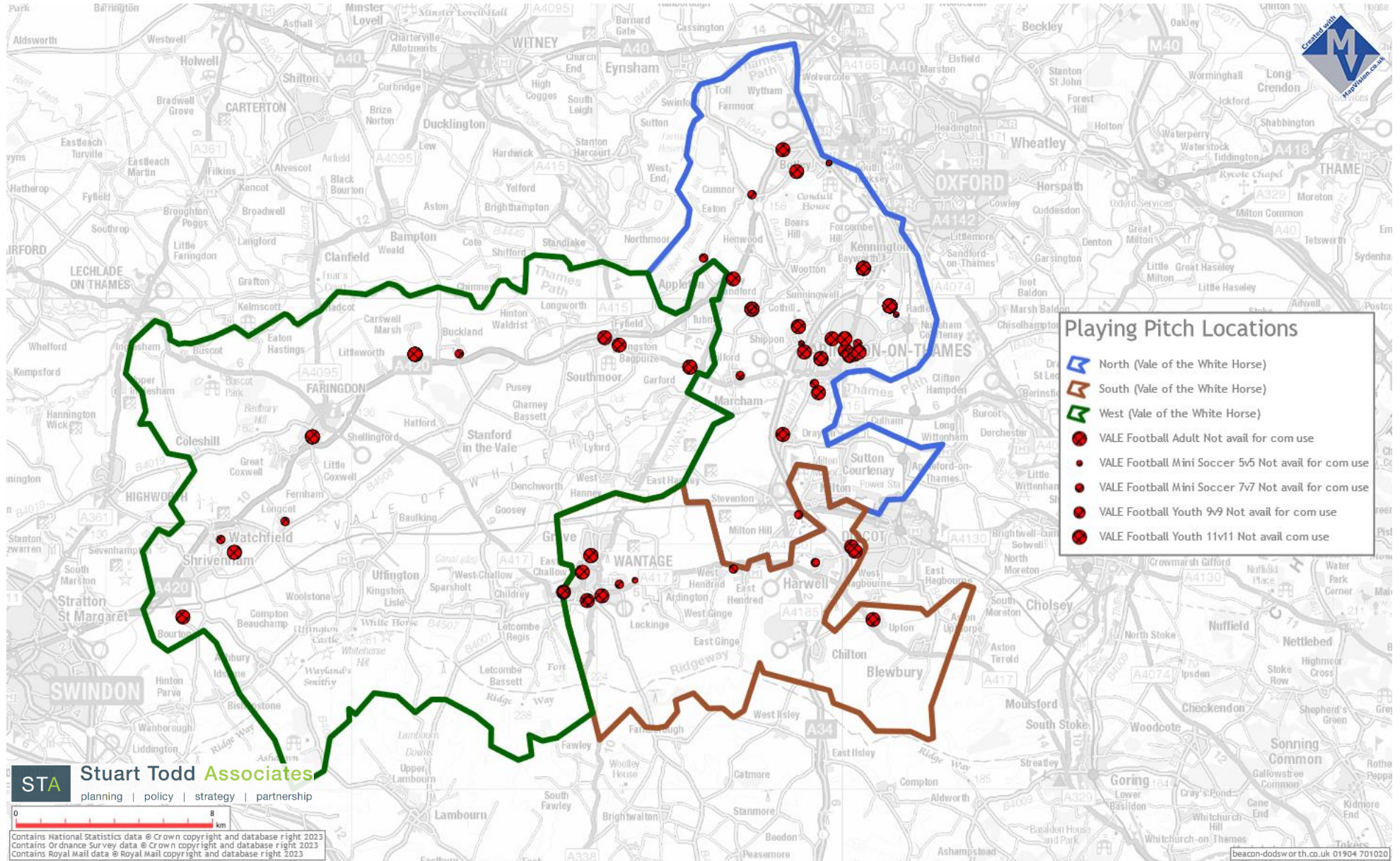
c) Housing Allocation Sites



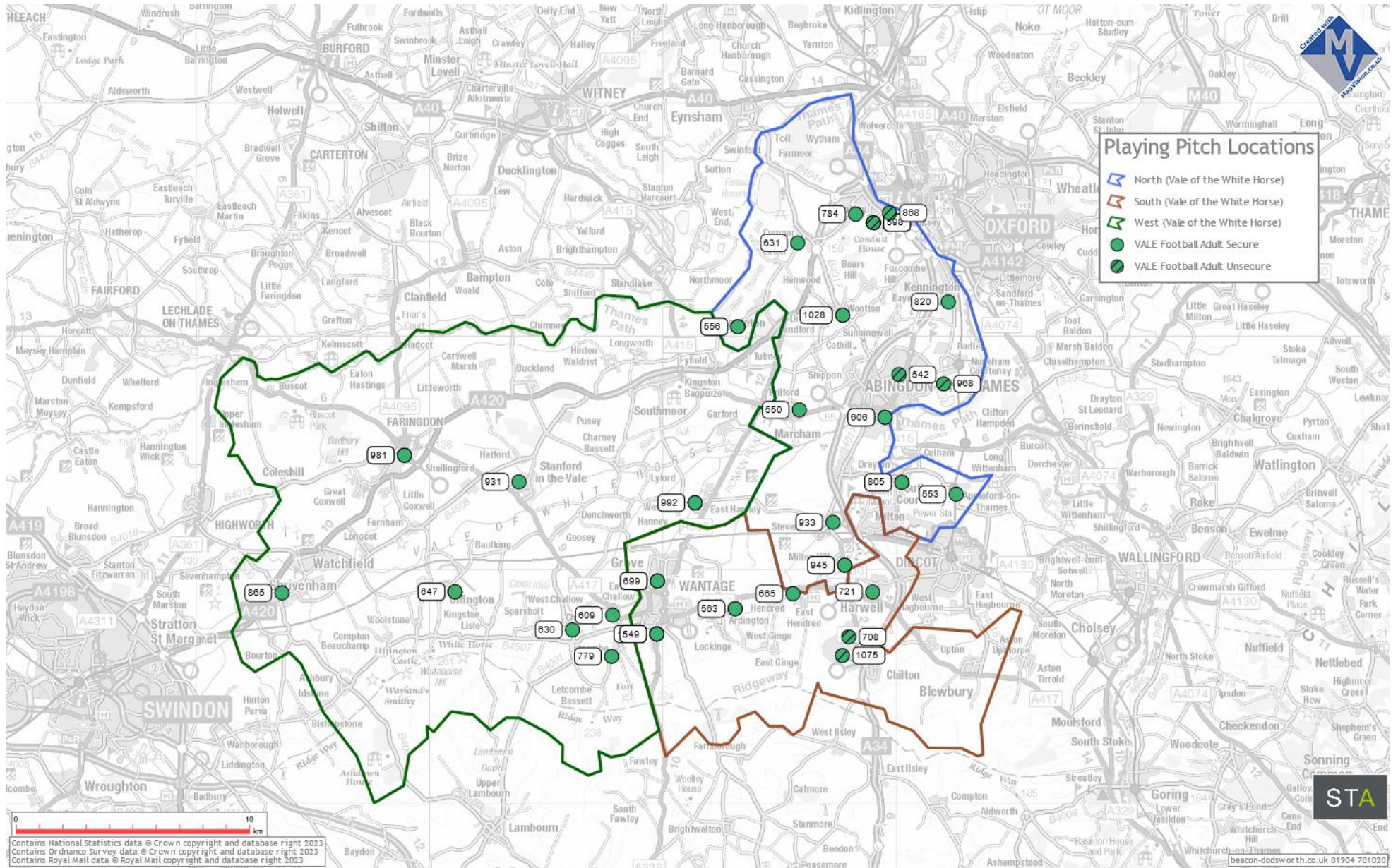
d) Community Use Grass Pitch Locations (Secure and Insecure)

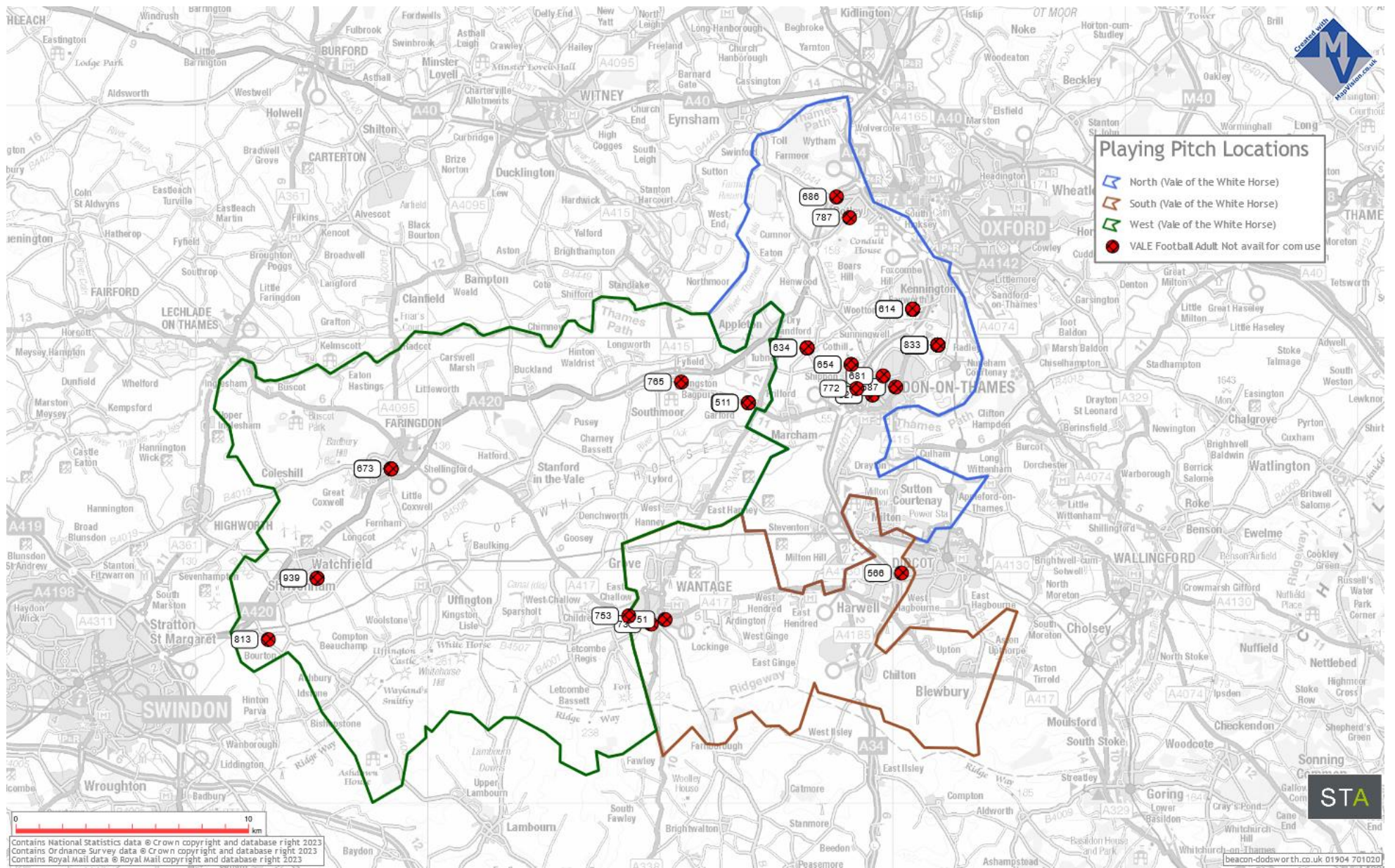


e) Not Available for Community Use Grass Pitch Locations

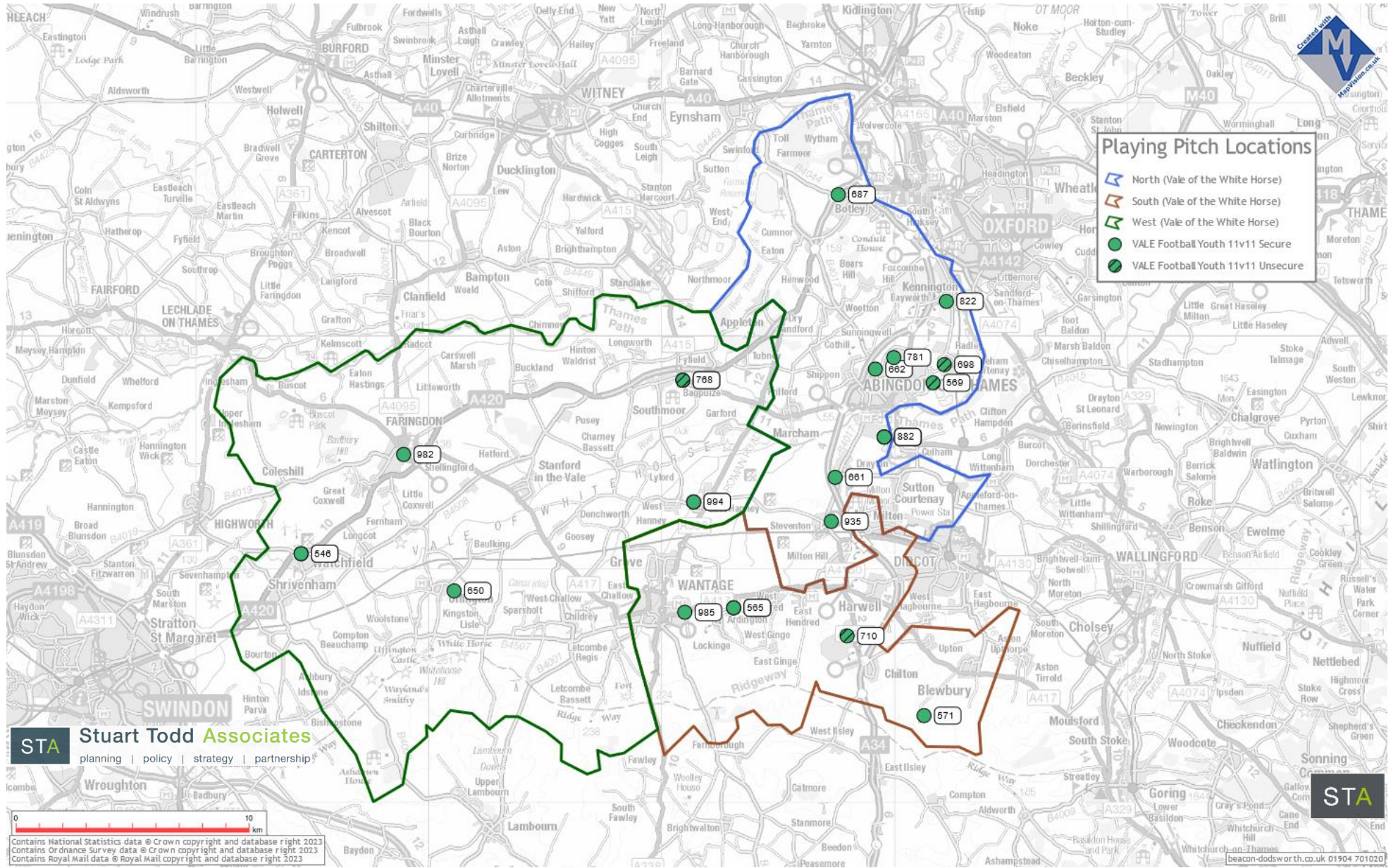


f) Grass Pitches (Adult 11v11)

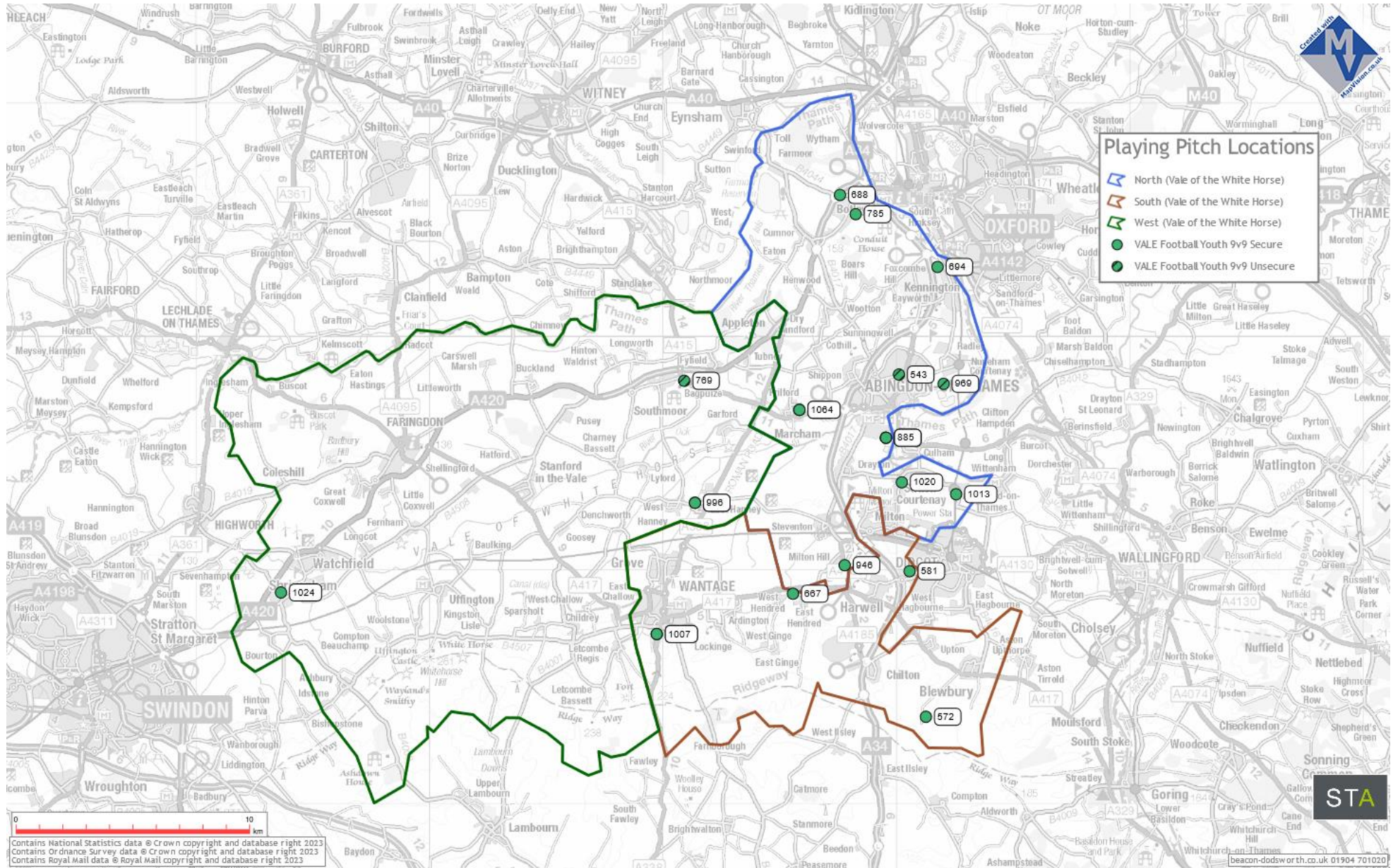




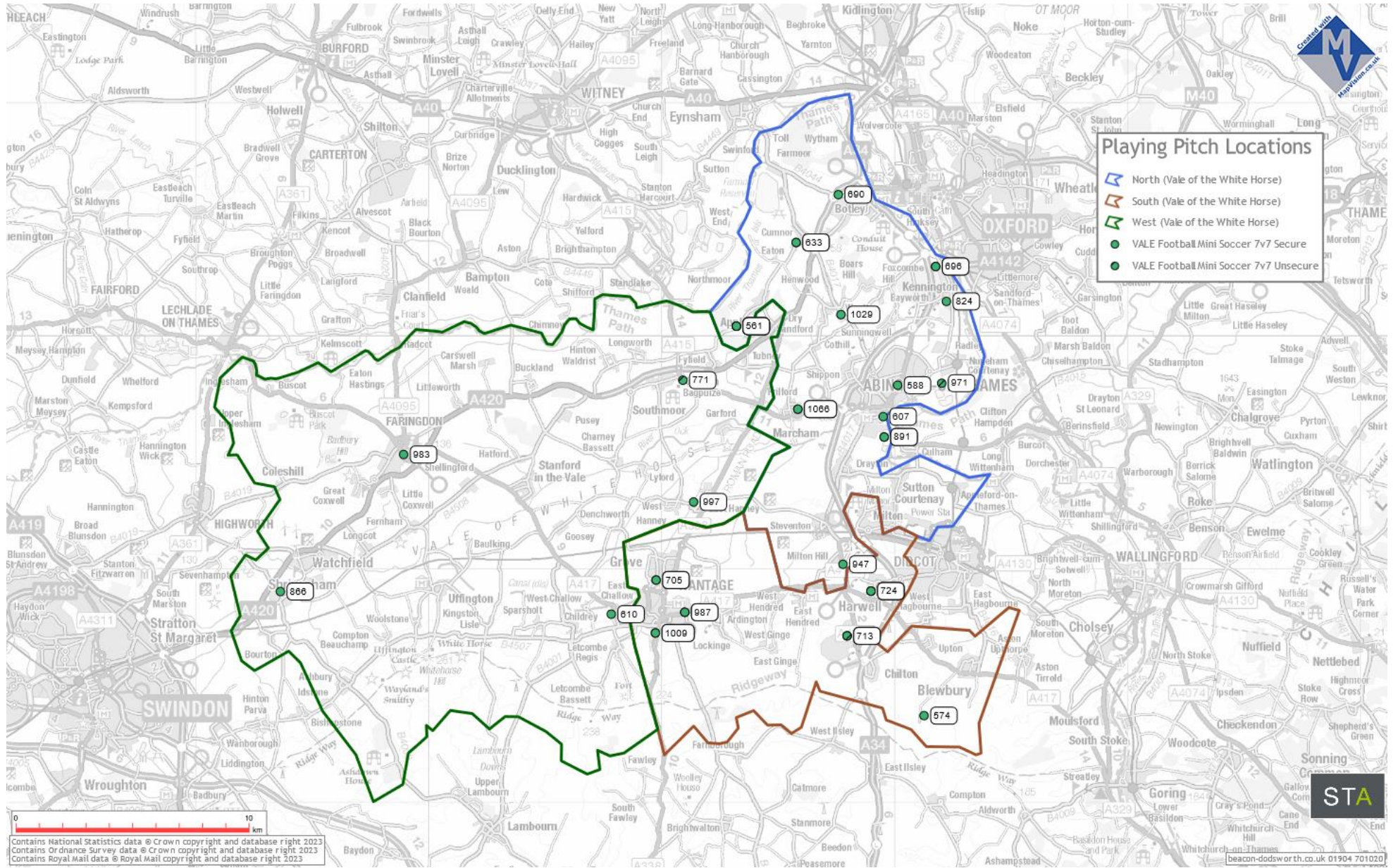
g) Grass Pitches (Youth 11v11)



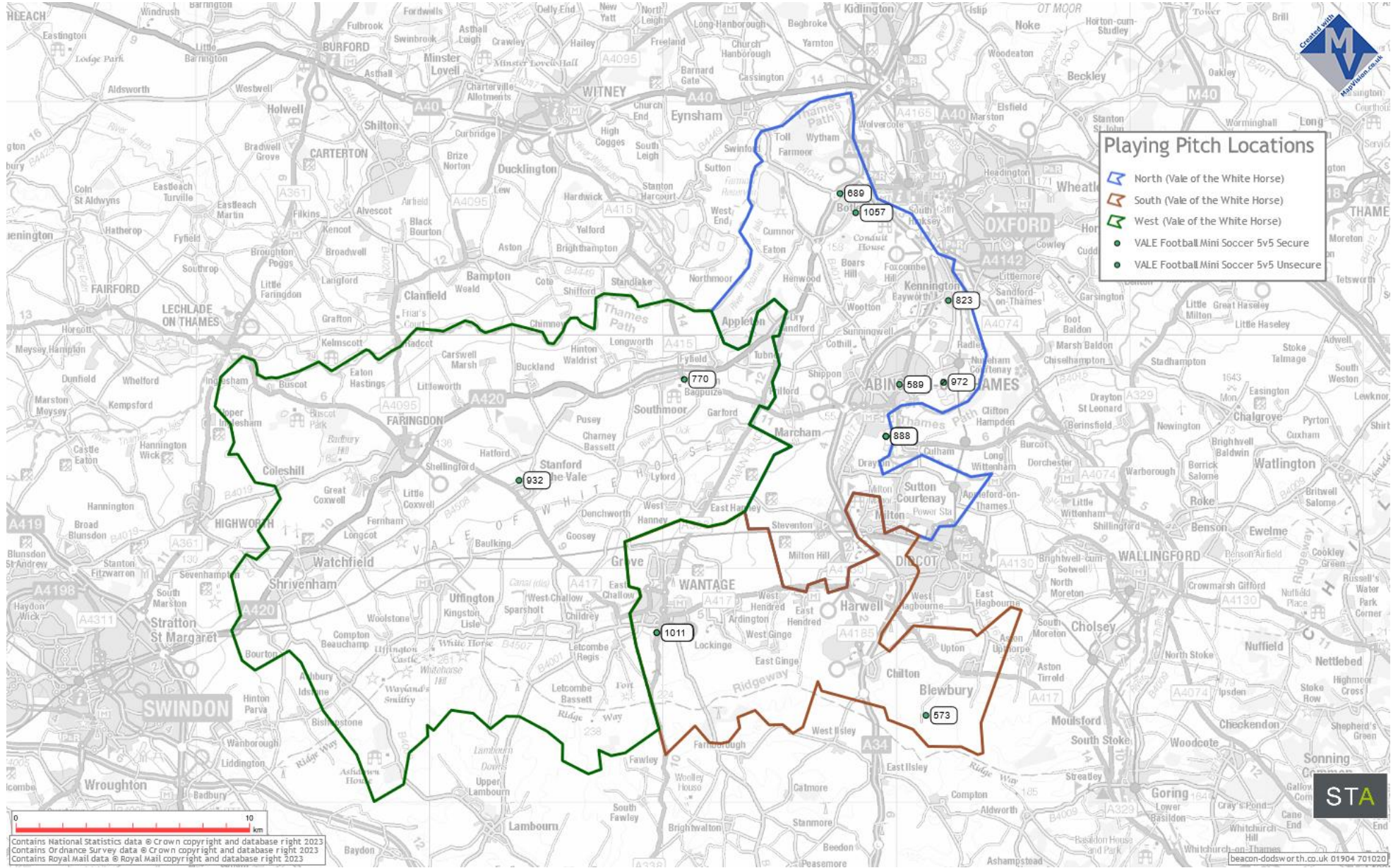
h) Grass Pitches (Youth 9v9)



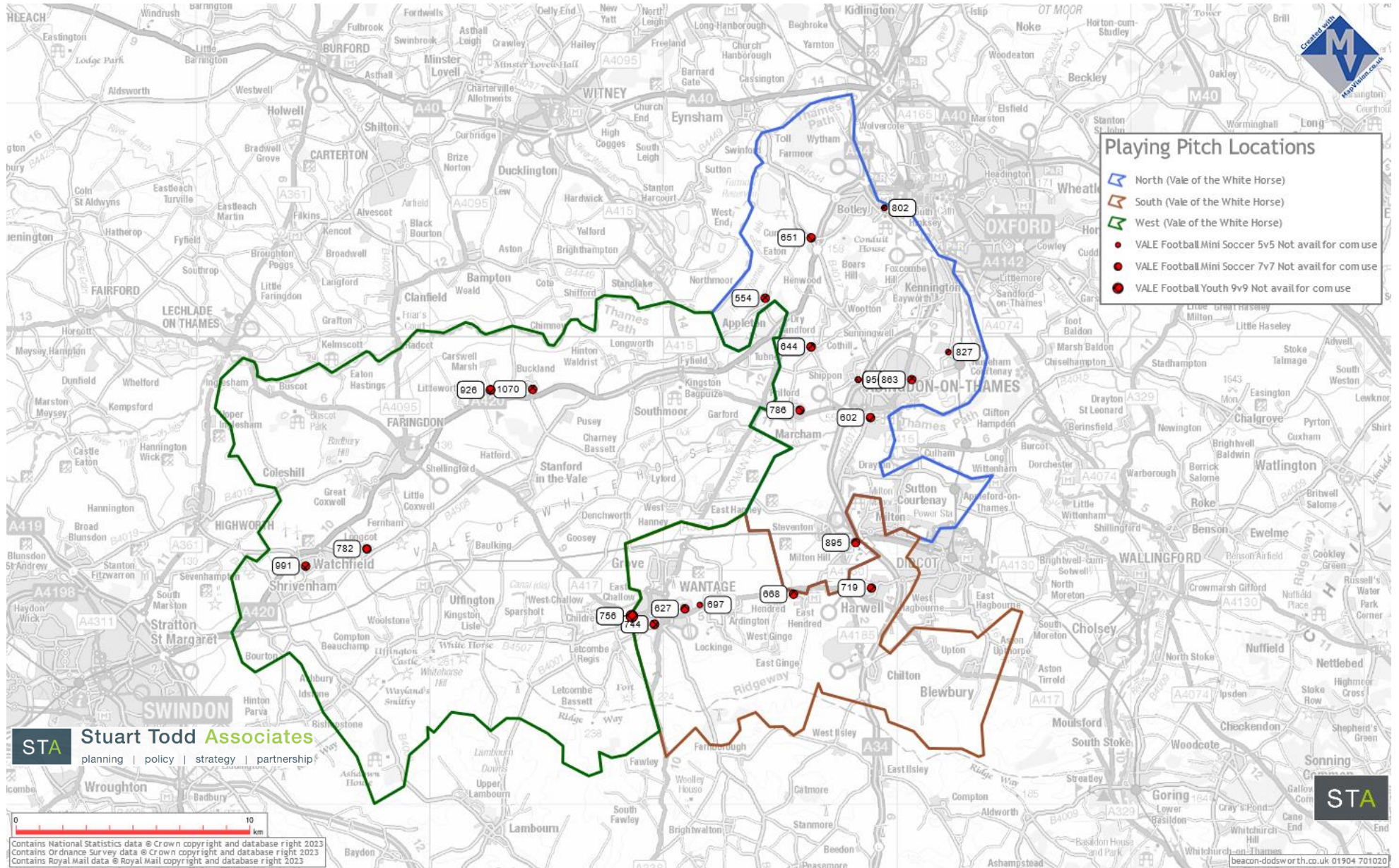
i) Grass Pitches (Mini 7v7)



j) Grass Pitches (Mini 5v5)



k) Grass Pitches Not available (Youth 9v9, Mini 7v7 and Mini 5v5)



I) Grass Pitches Key

Pitch Ref No.	Pitch Name	Site Name	Also known as	Sub-area	Pitch Size and Type
509	ABINGDON PREPARATORY SCHOOL 1	ABINGDON PREPARATORY SCHOOL		North (Vale)	Adult Football
510	ABINGDON PREPARATORY SCHOOL 2	ABINGDON PREPARATORY SCHOOL		North (Vale)	Adult Football
511	ABINGDON PREPARATORY SCHOOL 3	ABINGDON PREPARATORY SCHOOL		North (Vale)	Adult Football
526	ABINGDON SCHOOL AND SPORTS CENTRE 1	ABINGDON SCHOOL AND SPORTS CENTRE		North (Vale)	Adult Football
527	ABINGDON SCHOOL AND SPORTS CENTRE 2	ABINGDON SCHOOL AND SPORTS CENTRE		North (Vale)	Adult Football
530	ABINGDON SCHOOL AND SPORTS CENTRE 5	ABINGDON SCHOOL AND SPORTS CENTRE		North (Vale)	Youth Football 11v11
542	ABINGDON UNITED FOOTBALL CLUB 1	ABINGDON UNITED FOOTBALL CLUB	THE NORTHCOURT	North (Vale)	Adult Football
543	ABINGDON UNITED FOOTBALL CLUB 2	ABINGDON UNITED FOOTBALL CLUB	THE NORTHCOURT	North (Vale)	Youth Football 9v9
544	ABINGDON UNITED FOOTBALL CLUB 3 - NO 3RD PITCH	ABINGDON UNITED FOOTBALL CLUB	THE NORTHCOURT	North (Vale)	Youth Football 11v11
545	AIREY NEAVE MEMORIAL GROUND 1	AIREY NEAVE MEMORIAL GROUND		West (Vale)	Youth Football 11v11
546	AIREY NEAVE MEMORIAL GROUND 2	AIREY NEAVE MEMORIAL GROUND		West (Vale)	Youth Football 11v11
547	ALFREDIAN PARK 1	ALFREDIAN PARK	Wantage Town FC	South (Vale)	Adult Football
548	ALFREDIAN PARK 2	ALFREDIAN PARK	Wantage Town FC	South (Vale)	Adult Football
549	ALFREDIAN PARK 3	ALFREDIAN PARK	Wantage Town FC	South (Vale)	Adult Football
550	ANSON FIELD 1	ANSON FIELD	Anson Trust Recreation Ground	North (Vale)	Adult Football
552	ANSON FIELD 3	ANSON FIELD	Anson Trust Recreation Ground	North (Vale)	Youth Football 9v9
553	APPLEFORD RECREATION GROUND	APPLEFORD RECREATION GROUND		North (Vale)	Adult Football
554	APPLETON CE SCHOOL	APPLETON CE SCHOOL		North (Vale)	Mini Soccer 7v7
555	APPLETON WITH EATON SPORTS FIELD 1	APPLETON WITH EATON SPORTS FIELD		North (Vale)	Adult Football
556	APPLETON WITH EATON SPORTS FIELD 2	APPLETON WITH EATON SPORTS FIELD		North (Vale)	Adult Football
558	APPLETON WITH EATON SPORTS FIELD 4	APPLETON WITH EATON SPORTS FIELD		North (Vale)	Mini Soccer 7v7
559	APPLETON WITH EATON SPORTS FIELD 5	APPLETON WITH EATON SPORTS FIELD		North (Vale)	Mini Soccer 7v7

Pitch Ref No.	Pitch Name	Site Name	Also known as	Sub-area	Pitch Size and Type
560	APPLETON WITH EATON SPORTS FIELD 6	APPLETON WITH EATON SPORTS FIELD		North (Vale)	Mini Soccer 7v7
561	APPLETON WITH EATON SPORTS FIELD 7	APPLETON WITH EATON SPORTS FIELD		North (Vale)	Mini Soccer 7v7
562	ARDINGTON AND LOCKINGE SPORTS CLUB 1	ARDINGTON AND LOCKINGE SPORTS CLUB		South (Vale)	Adult Football
563	ARDINGTON AND LOCKINGE SPORTS CLUB 2	ARDINGTON AND LOCKINGE SPORTS CLUB		South (Vale)	Adult Football
564	ARDINGTON AND LOCKINGE SPORTS CLUB 3	ARDINGTON AND LOCKINGE SPORTS CLUB		South (Vale)	Youth Football 11v11
565	ARDINGTON AND LOCKINGE SPORTS CLUB 4	ARDINGTON AND LOCKINGE SPORTS CLUB		South (Vale)	Youth Football 11v11
566	AUREUS SCHOOL 1	AUREUS SCHOOL		South (Vale)	Adult Football
569	BARROW HILLS	BARROW HILLS		North (Vale)	Youth Football 11v11
571	BLEWBURY RECREATION GROUND 2	BLEWBURY RECREATION GROUND		South (Vale)	Youth Football 11v11
572	BLEWBURY RECREATION GROUND 3	BLEWBURY RECREATION GROUND		South (Vale)	Youth Football 9v9
573	BLEWBURY RECREATION GROUND 4	BLEWBURY RECREATION GROUND		South (Vale)	Mini Soccer 5v5
574	BLEWBURY RECREATION GROUND 5	BLEWBURY RECREATION GROUND		South (Vale)	Mini Soccer 7v7
587	BOXHILL RECREATION GROUND 1 - NO ROOM FOR AN 11V11	BOXHILL RECREATION GROUND		North (Vale)	Adult Football
588	BOXHILL RECREATION GROUND 2	BOXHILL RECREATION GROUND		North (Vale)	Mini Soccer 7v7
589	BOXHILL RECREATION GROUND 3	BOXHILL RECREATION GROUND		North (Vale)	Mini Soccer 5v5
590	BROOKES SPORT BOTLEY 1	BROOKES SPORT BOTLEY		North (Vale)	Adult Football
591	BROOKES SPORT BOTLEY 2	BROOKES SPORT BOTLEY		North (Vale)	Adult Football
592	BROOKES SPORT BOTLEY 3	BROOKES SPORT BOTLEY		North (Vale)	Adult Football
598	BROOKES SPORT BOTLEY 9	BROOKES SPORT BOTLEY		North (Vale)	Adult Football
602	CALDECOTT PRIMARY SCHOOL 1	CALDECOTT PRIMARY SCHOOL		North (Vale)	Mini Soccer 7v7
605	CALDECOTT RECREATION GROUND 1	CALDECOTT RECREATION GROUND		North (Vale)	Adult Football
606	CALDECOTT RECREATION GROUND 2	CALDECOTT RECREATION GROUND		North (Vale)	Adult Football
607	CALDECOTT RECREATION GROUND 3	CALDECOTT RECREATION GROUND		North (Vale)	Mini Soccer 7v7

Pitch Ref No.	Pitch Name	Site Name	Also known as	Sub-area	Pitch Size and Type
609	CHALLOW RECREATION GROUND 1	CHALLOW RECREATION GROUND		West (Vale)	Adult Football
610	CHALLOW RECREATION GROUND 2	CHALLOW RECREATION GROUND		West (Vale)	Mini Soccer 7v7
611	CHANDLINGS SCHOOL 1	CHANDLINGS SCHOOL		North (Vale)	Adult Football
612	CHANDLINGS SCHOOL 2	CHANDLINGS SCHOOL		North (Vale)	Adult Football
613	CHANDLINGS SCHOOL 3	CHANDLINGS SCHOOL		North (Vale)	Adult Football
614	CHANDLINGS SCHOOL 4	CHANDLINGS SCHOOL		North (Vale)	Adult Football
615	CHANDLINGS SCHOOL 5	CHANDLINGS SCHOOL		North (Vale)	Adult Football
627	CHARLTON PRIMARY SCHOOL 1	CHARLTON PRIMARY SCHOOL		South (Vale)	Mini Soccer 7v7
630	CHILDREY PLAYING FIELD	CHILDREY PLAYING FIELD		West (Vale)	Adult Football
631	CLOSES FIELD 1	CLOSES FIELD		North (Vale)	Adult Football
632	CLOSES FIELD 2	CLOSES FIELD		North (Vale)	Mini Soccer 7v7
633	CLOSES FIELD 3	CLOSES FIELD		North (Vale)	Mini Soccer 7v7
634	COTHILL HOUSE SCHOOL 1	COTHILL HOUSE SCHOOL		North (Vale)	Adult Football
635	COTHILL HOUSE SCHOOL 2	COTHILL HOUSE SCHOOL		North (Vale)	Adult Football
636	COTHILL HOUSE SCHOOL 3	COTHILL HOUSE SCHOOL		North (Vale)	Adult Football
643	COTHILL HOUSE SCHOOL 10	COTHILL HOUSE SCHOOL		North (Vale)	Mini Soccer 7v7
644	COTHILL HOUSE SCHOOL 11	COTHILL HOUSE SCHOOL		North (Vale)	Mini Soccer 7v7
647	CRAVEN PLAYING FIELDS 1	CRAVEN PLAYING FIELDS	Uffington Sports Club	West (Vale)	Adult Football
648	CRAVEN PLAYING FIELDS 2	CRAVEN PLAYING FIELDS	Uffington Sports Club	West (Vale)	Adult Football
650	CRAVEN PLAYING FIELDS 4	CRAVEN PLAYING FIELDS	Uffington Sports Club	West (Vale)	Youth Football 11v11
651	CUMNOR C OF E PRIMARY SCHOOL	CUMNOR C OF E PRIMARY SCHOOL		North (Vale)	Mini Soccer 7v7
653	DALTON BARRACKS 1	DALTON BARRACKS		North (Vale)	Adult Football
654	DALTON BARRACKS 2	DALTON BARRACKS		North (Vale)	Adult Football
660	DRAYTON COMMUNITY PRIMARY SCHOOL	DRAYTON COMMUNITY PRIMARY SCHOOL		North (Vale)	Youth Football 11v11
661	DRAYTON VILLAGE HALL	DRAYTON VILLAGE HALL	Drayton Recreation Ground	North (Vale)	Youth Football 11v11

Pitch Ref No.	Pitch Name	Site Name	Also known as	Sub-area	Pitch Size and Type
662	DUNMORE ROAD	DUNMORE ROAD		North (Vale)	Youth Football 11v11
663	EAST HANNEY PLAYING FIELD 1	EAST HANNEY PLAYING FIELD		West (Vale)	Adult Football
665	EAST HENDRED SPORTS GROUND 1	EAST HENDRED SPORTS GROUND	Hendred Sports Club	South (Vale)	Adult Football
667	EAST HENDRED SPORTS GROUND 3	EAST HENDRED SPORTS GROUND	Hendred Sports Club	South (Vale)	Youth Football 9v9
668	EAST HENDRED SPORTS GROUND 4	EAST HENDRED SPORTS GROUND	Hendred Sports Club	South (Vale)	Mini Soccer 7v7
671	FARINGDON COMMUNITY COLLEGE 1	FARINGDON COMMUNITY COLLEGE		West (Vale)	Adult Football
672	FARINGDON COMMUNITY COLLEGE 2	FARINGDON COMMUNITY COLLEGE		West (Vale)	Adult Football
673	FARINGDON COMMUNITY COLLEGE 3	FARINGDON COMMUNITY COLLEGE		West (Vale)	Adult Football
681	FITZHARRYS SCHOOL 1	FITZHARRYS SCHOOL		South (Vale)	Adult Football
684	FITZHARRYS SCHOOL 4	FITZHARRYS SCHOOL		South (Vale)	Youth Football 11v11
686	FOGWELL ROAD RECREATION GROUND 1 - ONLY PITCH 2&3	FOGWELL ROAD RECREATION GROUND		North (Vale)	Adult Football
687	FOGWELL ROAD RECREATION GROUND 2	FOGWELL ROAD RECREATION GROUND		North (Vale)	Youth Football 11v11
688	FOGWELL ROAD RECREATION GROUND 3	FOGWELL ROAD RECREATION GROUND		North (Vale)	Youth Football 9v9
689	FOGWELL ROAD RECREATION GROUND 4	FOGWELL ROAD RECREATION GROUND	Marked on / over pitch 3	North (Vale)	Mini Soccer 5v5
690	FOGWELL ROAD RECREATION GROUND 5	FOGWELL ROAD RECREATION GROUND	Marked on / over pitch 3	North (Vale)	Mini Soccer 7v7
694	FOREST SIDE 1	FOREST SIDE		North (Vale)	Youth Football 9v9
695	FOREST SIDE 2	FOREST SIDE		North (Vale)	Mini Soccer 7v7
696	FOREST SIDE 3	FOREST SIDE		North (Vale)	Mini Soccer 7v7
697	GEMS WANTAGE PRIMARY ACADEMY	GEMS WANTAGE PRIMARY		South (Vale)	Mini Soccer 5v5
698	GOOSEACRE	GOOSEACRE		North (Vale)	Youth Football 11v11
699	GROVE RECREATION LANE 1	GROVE RECREATION LANE	Western pitch close to clubhouse. Also has 1 x Youth 11v11 pitch overmarked.	South (Vale)	Adult Football

Pitch Ref No.	Pitch Name	Site Name	Also known as	Sub-area	Pitch Size and Type
700	GROVE RECREATION LANE 2	GROVE RECREATION LANE	Eastern pitch close to clubhouse. Also has 2 x 7v7 pitches overmarked.	South (Vale)	Adult Football
701	GROVE RECREATION LANE 3 - NOT SEPARATE PITCH	GROVE RECREATION LANE		South (Vale)	Youth Football 11v11
702	GROVE RECREATION LANE 4 - NOT SEPARATE PITCH	GROVE RECREATION LANE		South (Vale)	Youth Football 11v11
703	GROVE RECREATION LANE 5	GROVE RECREATION LANE		South (Vale)	Mini Soccer 7v7
705	GROVE RECREATION LANE 7	GROVE RECREATION LANE		South (Vale)	Mini Soccer 7v7
708	HARWELL LABS RECREATIONAL ASSOCIATION 1	HARWELL LABS RECREATIONAL ASSOCIATION		South (Vale)	Adult Football
710	HARWELL LABS RECREATIONAL ASSOCIATION 3	HARWELL LABS RECREATIONAL ASSOCIATION		South (Vale)	Youth Football 11v11
711	HARWELL LABS RECREATIONAL ASSOCIATION 4	HARWELL LABS RECREATIONAL ASSOCIATION		South (Vale)	Mini Soccer 7v7
712	HARWELL LABS RECREATIONAL ASSOCIATION 5	HARWELL LABS RECREATIONAL ASSOCIATION		South (Vale)	Mini Soccer 7v7
713	HARWELL LABS RECREATIONAL ASSOCIATION 6	HARWELL LABS RECREATIONAL ASSOCIATION		South (Vale)	Mini Soccer 7v7
719	HARWELL PRIMARY SCHOOL 2	HARWELL PRIMARY SCHOOL		South (Vale)	Mini Soccer 7v7
721	HARWELL RECREATION GROUND 1	HARWELL RECREATION GROUND		South (Vale)	Adult Football
722	HARWELL RECREATION GROUND 2	HARWELL RECREATION GROUND		South (Vale)	Mini Soccer 7v7
723	HARWELL RECREATION GROUND 3	HARWELL RECREATION GROUND		South (Vale)	Mini Soccer 7v7
724	HARWELL RECREATION GROUND 4	HARWELL RECREATION GROUND		South (Vale)	Mini Soccer 7v7
726	JOHN BLANDY PRIMARY SCHOOL 1	JOHN BLANDY PRIMARY SCHOOL		North (Vale)	Youth Football 11v11
737	KING ALFRED'S ACADEMY (CENTRE SITE) 1	KING ALFRED'S ACADEMY (CENTRE SITE)		South (Vale)	Adult Football
743	KING ALFRED'S ACADEMY (CENTRE SITE) 7	KING ALFRED'S ACADEMY (CENTRE SITE)		South (Vale)	Mini Soccer 7v7
744	KING ALFRED'S ACADEMY (CENTRE SITE) 8	KING ALFRED'S ACADEMY (CENTRE SITE)		South (Vale)	Mini Soccer 7v7
753	KING ALFRED'S ACADEMY (WEST SITE) 1	KING ALFRED'S ACADEMY (WEST SITE)		South (Vale)	Adult Football

Pitch Ref No.	Pitch Name	Site Name	Also known as	Sub-area	Pitch Size and Type
755	KING ALFRED'S ACADEMY (WEST SITE) 3	KING ALFRED'S ACADEMY (WEST SITE)		South (Vale)	Youth Football 9v9
756	KING ALFRED'S ACADEMY (WEST SITE) 4	KING ALFRED'S ACADEMY (WEST SITE)		South (Vale)	Youth Football 9v9
765	KINGSTON BAGPUIZE SPORTS GROUND 1 - NO PITCH	KINGSTON BAGPUIZE SPORTS GROUND		West (Vale)	Adult Football
767	KINGSTON BAGPUIZE SPORTS GROUND 3	KINGSTON BAGPUIZE SPORTS GROUND		West (Vale)	Youth Football 11v11
768	KINGSTON BAGPUIZE SPORTS GROUND 4	KINGSTON BAGPUIZE SPORTS GROUND		West (Vale)	Youth Football 11v11
769	KINGSTON BAGPUIZE SPORTS GROUND 5	KINGSTON BAGPUIZE SPORTS GROUND		West (Vale)	Youth Football 9v9
770	KINGSTON BAGPUIZE SPORTS GROUND 6	KINGSTON BAGPUIZE SPORTS GROUND		West (Vale)	Mini Soccer 5v5
771	KINGSTON BAGPUIZE SPORTS GROUND 7	KINGSTON BAGPUIZE SPORTS GROUND		West (Vale)	Mini Soccer 7v7
772	LARKMEAD SCHOOL 1	LARKMEAD SCHOOL		North (Vale)	Adult Football
779	LETCOMBE REGIS RECREATION GROUND 1	LETCOMBE REGIS RECREATION GROUND		West (Vale)	Adult Football
781	LONG FURLONG	LONG FURLONG		North (Vale)	Youth Football 11v11
782	LONGCOT AND FERNHAM CHURCH OF ENGLAND PRIMARY SCHO	LONGCOT AND FERNHAM CHURCH OF ENGLAND PRIMARY		West (Vale)	Mini Soccer 7v7
784	LOUIE MEMORIAL PAVILION 1	LOUIE MEMORIAL PAVILION		North (Vale)	Adult Football
785	LOUIE MEMORIAL PAVILION 2	LOUIE MEMORIAL PAVILION		North (Vale)	Youth Football 9v9
786	MARCHAM C OF E SCHOOL	MARCHAM C OF E SCHOOL		North (Vale)	Mini Soccer 7v7
787	MATTHEW ARNOLD SCHOOL 1	MATTHEW ARNOLD SCHOOL		North (Vale)	Adult Football
801	NORTH HINKSEY C OF E SCHOOL 1	NORTH HINKSEY C OF E SCHOOL		North (Vale)	Mini Soccer 5v5
802	NORTH HINKSEY C OF E SCHOOL 2	NORTH HINKSEY C OF E SCHOOL		North (Vale)	Mini Soccer 5v5
804	OLD WALLINGFORD WAY RECREATION GROUND 1	OLD WALLINGFORD WAY RECREATION GROUND		North (Vale)	Adult Football
805	OLD WALLINGFORD WAY RECREATION GROUND 2	OLD WALLINGFORD WAY RECREATION GROUND		North (Vale)	Adult Football
808	OUR LADY'S ABINGDON SPORTS PITCHES 2	OUR LADY'S ABINGDON SPORTS PITCHES		North (Vale)	Youth Football 11v11

Pitch Ref No.	Pitch Name	Site Name	Also known as	Sub-area	Pitch Size and Type
812	PARKLANDS CAMPUS (CLOSED)	PARKLANDS CAMPUS		North (Vale)	Youth Football 11v11
813	PINEWOOD SCHOOL 1	PINEWOOD SCHOOL		West (Vale)	Adult Football
820	PLAYFIELD ROAD 1	PLAYFIELD ROAD		North (Vale)	Adult Football
822	PLAYFIELD ROAD 3	PLAYFIELD ROAD		North (Vale)	Youth Football 11v11
823	PLAYFIELD ROAD 4	PLAYFIELD ROAD		North (Vale)	Mini Soccer 5v5
824	PLAYFIELD ROAD 5	PLAYFIELD ROAD		North (Vale)	Mini Soccer 7v7
827	RADLEY C OF E PRIMARY SCHOOL	RADLEY C OF E PRIMARY SCHOOL		North (Vale)	Mini Soccer 5v5
828	RADLEY COLLEGE SPORTS CENTRE 1	RADLEY COLLEGE SPORTS CENTRE		North (Vale)	Adult Football
829	RADLEY COLLEGE SPORTS CENTRE 2	RADLEY COLLEGE SPORTS CENTRE		North (Vale)	Adult Football
830	RADLEY COLLEGE SPORTS CENTRE 3	RADLEY COLLEGE SPORTS CENTRE		North (Vale)	Adult Football
831	RADLEY COLLEGE SPORTS CENTRE 4	RADLEY COLLEGE SPORTS CENTRE		North (Vale)	Adult Football
832	RADLEY COLLEGE SPORTS CENTRE 5	RADLEY COLLEGE SPORTS CENTRE		North (Vale)	Adult Football
833	RADLEY COLLEGE SPORTS CENTRE 6	RADLEY COLLEGE SPORTS CENTRE		North (Vale)	Adult Football
834	RADLEY COLLEGE SPORTS CENTRE 7	RADLEY COLLEGE SPORTS CENTRE		North (Vale)	Adult Football
835	RADLEY COLLEGE SPORTS CENTRE 8	RADLEY COLLEGE SPORTS CENTRE		North (Vale)	Adult Football
836	RADLEY COLLEGE SPORTS CENTRE 9	RADLEY COLLEGE SPORTS CENTRE		North (Vale)	Adult Football
837	RADLEY COLLEGE SPORTS CENTRE 10	RADLEY COLLEGE SPORTS CENTRE		North (Vale)	Adult Football
863	RUSH COMMON SCHOOL 1	RUSH COMMON SCHOOL		North (Vale)	Mini Soccer 7v7
865	SHRIVENHAM FC	SHRIVENHAM FC		West (Vale)	Adult Football
866	SHRIVENHAM RECREATION GROUND 1	SHRIVENHAM RECREATION GROUND		West (Vale)	Mini Soccer 7v7
868	SOUTHERN BYPASS GROUND 1	SOUTHERN BYPASS GROUND	St Peter's College Rec (Botley)	North (Vale)	Adult Football
880	SOUTHERN TOWN PARK 1	SOUTHERN TOWN PARK		North (Vale)	Youth Football 11v11
881	SOUTHERN TOWN PARK 2	SOUTHERN TOWN PARK		North (Vale)	Youth Football 11v11
882	SOUTHERN TOWN PARK 3	SOUTHERN TOWN PARK		North (Vale)	Youth Football 11v11
883	SOUTHERN TOWN PARK 4	SOUTHERN TOWN PARK		North (Vale)	Youth Football 9v9

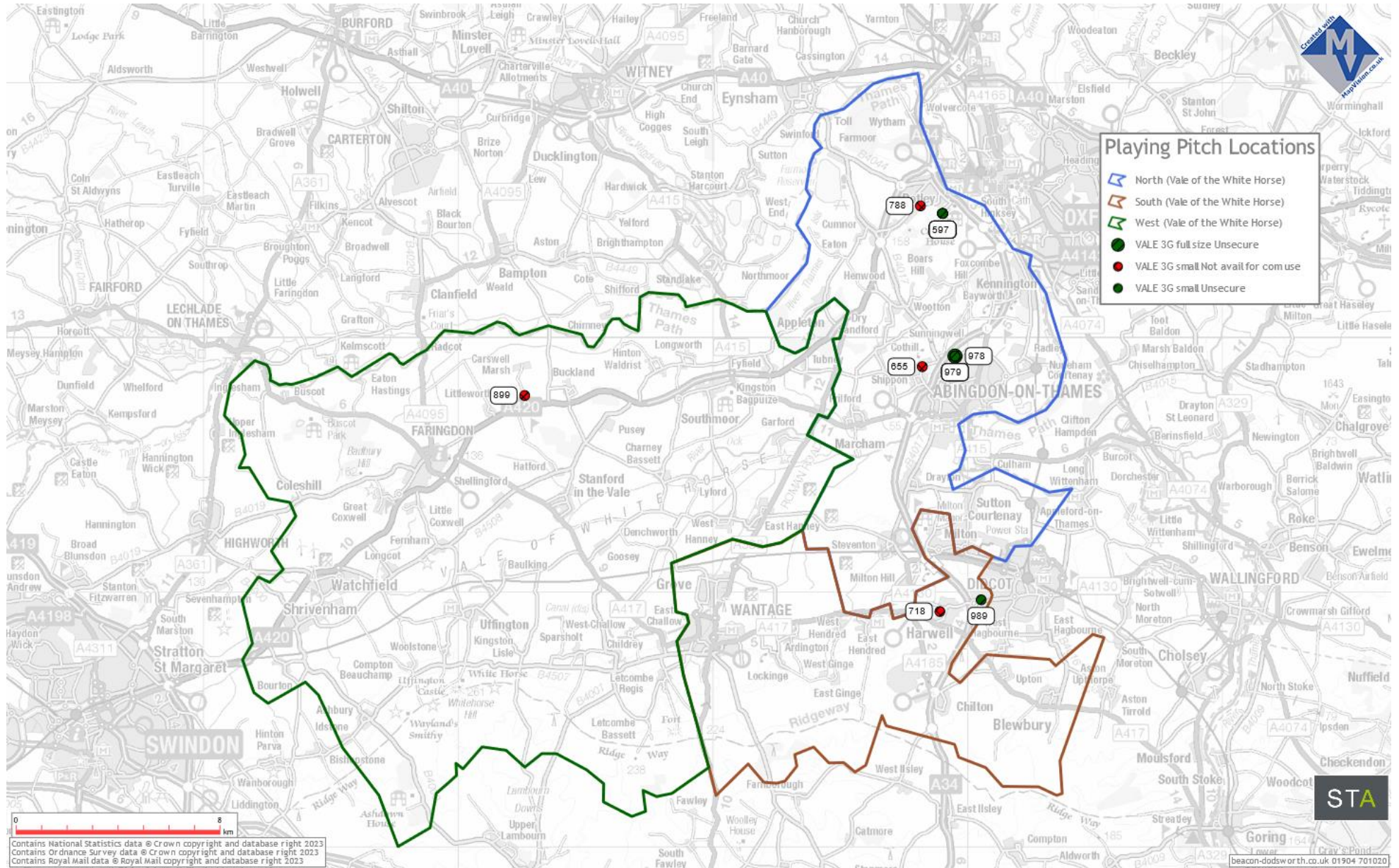
Pitch Ref No.	Pitch Name	Site Name	Also known as	Sub-area	Pitch Size and Type
884	SOUTHERN TOWN PARK 5	SOUTHERN TOWN PARK		North (Vale)	Youth Football 9v9
885	SOUTHERN TOWN PARK 6	SOUTHERN TOWN PARK		North (Vale)	Youth Football 9v9
887	SOUTHERN TOWN PARK 8	SOUTHERN TOWN PARK		North (Vale)	Mini Soccer 5v5
888	SOUTHERN TOWN PARK 9	SOUTHERN TOWN PARK		North (Vale)	Mini Soccer 5v5
889	SOUTHERN TOWN PARK 10	SOUTHERN TOWN PARK		North (Vale)	Mini Soccer 5v5
890	SOUTHERN TOWN PARK 11	SOUTHERN TOWN PARK		North (Vale)	Mini Soccer 7v7
891	SOUTHERN TOWN PARK 12	SOUTHERN TOWN PARK		North (Vale)	Mini Soccer 7v7
895	ST BLAISE CE PRIMARY SCHOOL	ST BLAISE CE PRIMARY SCHOOL		North (Vale)	Mini Soccer 7v7
896	ST EDMUNDS PRIMARY SCHOOL 1	ST EDMUNDS PRIMARY SCHOOL		North (Vale)	Youth Football 11v11
905	ST HUGH'S SCHOOL 7	ST HUGH'S SCHOOL		West (Vale)	Youth Football 11v11
906	ST HUGH'S SCHOOL 8	ST HUGH'S SCHOOL		West (Vale)	Youth Football 11v11
907	ST HUGH'S SCHOOL 9	ST HUGH'S SCHOOL		West (Vale)	Youth Football 11v11
908	ST HUGH'S SCHOOL 10	ST HUGH'S SCHOOL		West (Vale)	Youth Football 11v11
909	ST HUGH'S SCHOOL 11	ST HUGH'S SCHOOL		West (Vale)	Youth Football 11v11
910	ST HUGH'S SCHOOL 12	ST HUGH'S SCHOOL		West (Vale)	Youth Football 11v11
911	ST HUGH'S SCHOOL 13	ST HUGH'S SCHOOL		West (Vale)	Youth Football 11v11
912	ST HUGH'S SCHOOL 14	ST HUGH'S SCHOOL		West (Vale)	Youth Football 11v11
913	ST HUGH'S SCHOOL 15	ST HUGH'S SCHOOL		West (Vale)	Youth Football 11v11
924	ST HUGH'S SCHOOL 26	ST HUGH'S SCHOOL		West (Vale)	Mini Soccer 7v7
925	ST HUGH'S SCHOOL 27	ST HUGH'S SCHOOL		West (Vale)	Mini Soccer 7v7
926	ST HUGH'S SCHOOL 28	ST HUGH'S SCHOOL		West (Vale)	Mini Soccer 7v7
931	STANFORD IN THE VALE RECREATION GROUND 1	STANFORD IN THE VALE RECREATION GROUND		West (Vale)	Adult Football
932	STANFORD IN THE VALE RECREATION GROUND 2	STANFORD IN THE VALE RECREATION GROUND		West (Vale)	Mini Soccer 5v5
933	STEVENTON SPORTS AND SOCIAL CLUB 1	STEVENTON SPORTS AND SOCIAL CLUB	STEVENTON VILLAGE GREEN	North (Vale)	Adult Football
935	STEVENTON SPORTS AND SOCIAL CLUB 3	STEVENTON SPORTS AND SOCIAL CLUB	STEVENTON VILLAGE GREEN	North (Vale)	Youth Football 11v11

Pitch Ref No.	Pitch Name	Site Name	Also known as	Sub-area	Pitch Size and Type
937	THAMESIDE PRIMARY SCHOOL	THAMESIDE PRIMARY SCHOOL		North (Vale)	Youth Football 11v11
938	THE DEFENCE ACADEMY (SHRIVENHAM STATION) 1	THE DEFENCE ACADEMY (SHRIVENHAM STATION)		West (Vale)	Adult Football
939	THE DEFENCE ACADEMY (SHRIVENHAM STATION) 2	THE DEFENCE ACADEMY (SHRIVENHAM STATION)		West (Vale)	Adult Football
944	THE HEIGHTS 1	THE HEIGHTS		North (Vale)	Adult Football
945	THE HEIGHTS 2	THE HEIGHTS		North (Vale)	Adult Football
946	THE HEIGHTS 3	THE HEIGHTS		North (Vale)	Youth Football 9v9
947	THE HEIGHTS 4	THE HEIGHTS		North (Vale)	Mini Soccer 7v7
948	THE MANOR PREPARATORY SCHOOL 1	THE MANOR PREPARATORY SCHOOL		North (Vale)	Mini Soccer 5v5
949	THE MANOR PREPARATORY SCHOOL 2	THE MANOR PREPARATORY SCHOOL		North (Vale)	Mini Soccer 5v5
950	THE MANOR PREPARATORY SCHOOL 3	THE MANOR PREPARATORY SCHOOL		North (Vale)	Mini Soccer 5v5
965	THOMAS READE PRIMARY SCHOOL	THOMAS READE PRIMARY		North (Vale)	Youth Football 11v11
968	THRUPP LANE 1	THRUPP LANE		North (Vale)	Adult Football
969	THRUPP LANE 2	THRUPP LANE		North (Vale)	Youth Football 9v9
971	THRUPP LANE 3	THRUPP LANE		North (Vale)	Mini Soccer 7v7
972	THRUPP LANE 4	THRUPP LANE		North (Vale)	Mini Soccer 5v5
980	TUCKER PARK RECREATION GROUND 1	TUCKER PARK RECREATION GROUND		West (Vale)	Adult Football
981	TUCKER PARK RECREATION GROUND 2	TUCKER PARK RECREATION GROUND		West (Vale)	Adult Football
982	TUCKER PARK RECREATION GROUND 3	TUCKER PARK RECREATION GROUND		West (Vale)	Youth Football 11v11
983	TUCKER PARK RECREATION GROUND 4	TUCKER PARK RECREATION GROUND		West (Vale)	Mini Soccer 7v7
984	TUCKER PARK RECREATION GROUND 5 - NO 5TH PITCH	TUCKER PARK RECREATION GROUND		West (Vale)	Mini Soccer 5v5
985	TUGWELL FIELD 1	TUGWELL FIELD		South (Vale)	Youth Football 11v11
986	TUGWELL FIELD 2	TUGWELL FIELD		South (Vale)	Mini Soccer 7v7
987	TUGWELL FIELD 3	TUGWELL FIELD		South (Vale)	Mini Soccer 7v7
988	UPTON RECREATION GROUND	Upton Recreation Ground		South (Vale)	Mini Soccer 7v7

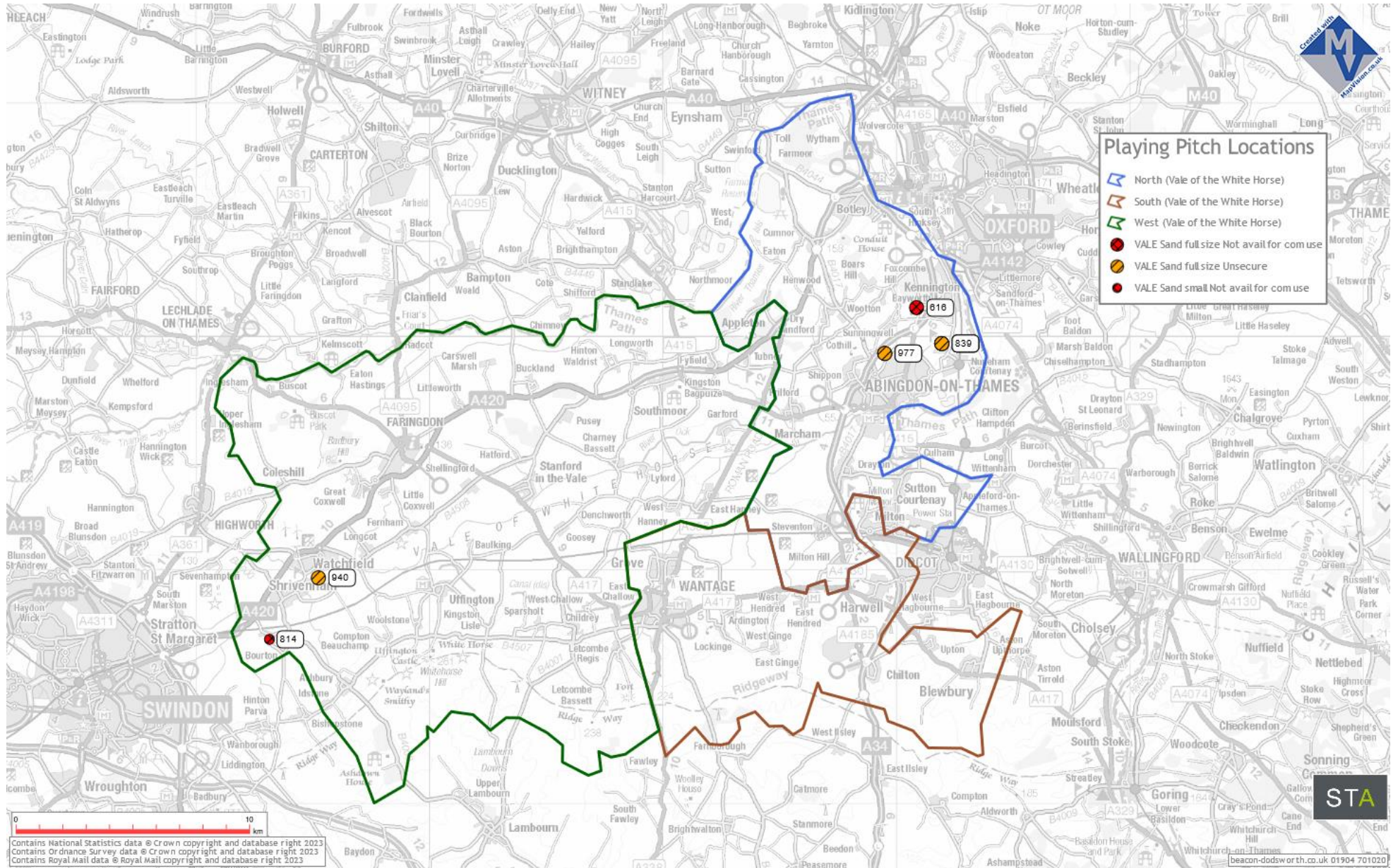
Pitch Ref No.	Pitch Name	Site Name	Also known as	Sub-area	Pitch Size and Type
990	UTC OXFORDSHIRE 2	UTC		South (Vale)	Youth Football 11v11
991	WATCHFIELD PRIMARY SCHOOL	Watchfield Primary		West (Vale)	Mini Soccer 7v7
992	WEST HANNEY PLAYING FIELD (HANNEY YOUTH FC) 1	West Hanney Playing Field		West (Vale)	Adult Football
993	WEST HANNEY PLAYING FIELD (HANNEY YOUTH FC) 2	West Hanney Playing Field		West (Vale)	Youth Football 11v11
994	WEST HANNEY PLAYING FIELD (HANNEY YOUTH FC) 3	West Hanney Playing Field		West (Vale)	Youth Football 11v11
995	WEST HANNEY PLAYING FIELD (HANNEY YOUTH FC) 4	West Hanney Playing Field		West (Vale)	Youth Football 9v9
996	WEST HANNEY PLAYING FIELD (HANNEY YOUTH FC) 5	West Hanney Playing Field		West (Vale)	Youth Football 9v9
997	WEST HANNEY PLAYING FIELD (HANNEY YOUTH FC) 6	West Hanney Playing Field		West (Vale)	Mini Soccer 7v7
999	WOOTTON & DRY SANDFORD COMMUNITY CENTRE 1	Wootton & Boars Hill	Wootton Recreation Ground	North (Vale)	Adult Football
1006	ALFREDIAN PARK 10	ALFREDIAN PARK	Wantage Town FC	South (Vale)	Adult Football
1007	ALFREDIAN PARK 9	ALFREDIAN PARK	Wantage Town FC	South (Vale)	Youth Football 9v9
1008	ALFREDIAN PARK 8	ALFREDIAN PARK	Wantage Town FC	South (Vale)	Youth Football 9v9
1009	ALFREDIAN PARK 7	ALFREDIAN PARK	Wantage Town FC	South (Vale)	Mini Soccer 7v7
1010	ALFREDIAN PARK 6	ALFREDIAN PARK	Wantage Town FC	South (Vale)	Mini Soccer 7v7
1011	ALFREDIAN PARK 5	ALFREDIAN PARK	Wantage Town FC	South (Vale)	Mini Soccer 5v5
1012	ALFREDIAN PARK 4	ALFREDIAN PARK	Wantage Town FC	South (Vale)	Mini Soccer 5v5
1013	APPLEFORD RECREATION GROUND	APPLEFORD RECREATION GROUND	Pitch marked on/over main pitch	North (Vale)	Youth Football 9v9
1020	OLD WALLINGFORD WAY RECREATION GROUND	OLD WALLINGFORD WAY RECREATION GROUND	Practice / training pitch	North (Vale)	Youth Football 9v9
1024	SHRIVENHAM RECREATION GROUND 3	SHRIVENHAM RECREATION GROUND		West (Vale)	Youth Football 9v9
1028	WOOTTON & DRY SANDFORD COMMUNITY CENTRE 2	Wootton & Boars Hill	Wootton Recreation Ground	North (Vale)	Adult Football
1029	WOOTTON & DRY SANDFORD COMMUNITY CENTRE 3	Wootton & Boars Hill	Wootton Recreation Ground	North (Vale)	Mini Soccer 7v7

Pitch Ref No.	Pitch Name	Site Name	Also known as	Sub-area	Pitch Size and Type
1057	LOUIE MEMORIAL PAVILION 3	LOUIE MEMORIAL PAVILION		North (Vale)	Mini Soccer 5v5
1064	ANSON FIELD 4	ANSON FIELD	Anson Trust Recreation Ground	North (Vale)	Youth Football 9v9
1065	ANSON FIELD 5	ANSON FIELD	Anson Trust Recreation Ground	North (Vale)	Mini Soccer 7v7
1066	ANSON FIELD 6	ANSON FIELD	Anson Trust Recreation Ground	North (Vale)	Mini Soccer 7v7
1070	BUCKLAND CE PRIMARY SCHOOL	BUCKLAND CE PRIMARY SCHOOL		West (Vale)	Mini Soccer 7v7
1075	RUTHERFORD LABS	RUTHERFORD LABS		South (Vale)	Adult Football

m) 3G Pitches



n) (AGPs – water / sand / other based)



o) AGP Key

Pitch Ref No.	Pitch Name	Site Name	Also known as	Sub-area	Surface
593	BROOKES SPORT BOTLEY 4	BROOKES SPORT BOTLEY		North (Vale)	AGP - 3G
594	BROOKES SPORT BOTLEY 5	BROOKES SPORT BOTLEY		North (Vale)	AGP - 3G
595	BROOKES SPORT BOTLEY 6	BROOKES SPORT BOTLEY		North (Vale)	AGP - 3G
596	BROOKES SPORT BOTLEY 7	BROOKES SPORT BOTLEY		North (Vale)	AGP - 3G
597	BROOKES SPORT BOTLEY 8	BROOKES SPORT BOTLEY		North (Vale)	AGP - 3G
616	CHANDLINGS SCHOOL 6	CHANDLINGS SCHOOL	CHANDLINGS SCHOOL	North (Vale)	AGP - sand dressed
655	DALTON BARRACKS 3	DALTON BARRACKS		North (Vale)	AGP - 3G
718	HARWELL PRIMARY SCHOOL 1	HARWELL PRIMARY SCHOOL		South (Vale)	AGP - 3G
788	MATTHEW ARNOLD SCHOOL 2	MATTHEW ARNOLD SCHOOL		North (Vale)	AGP - 3G
814	PINEWOOD SCHOOL 2	PINEWOOD SCHOOL		West (Vale)	AGP - sand filled
838	RADLEY COLLEGE SPORTS CENTRE 11	RADLEY COLLEGE SPORTS CENTRE		North (Vale)	AGP - sand dressed
839	RADLEY COLLEGE SPORTS CENTRE 12	RADLEY COLLEGE SPORTS CENTRE		North (Vale)	AGP - sand filled
840	RADLEY COLLEGE SPORTS CENTRE 13	RADLEY COLLEGE SPORTS CENTRE		North (Vale)	AGP - sand dressed
899	ST HUGH'S SCHOOL 1	ST HUGH'S SCHOOL		West (Vale)	AGP - sand-based
940	THE DEFENCE ACADEMY (SHRIVENHAM STATION) 3	THE DEFENCE ACADEMY (SHRIVENHAM STATION)		West (Vale)	AGP - sand filled
973	TILSLEY PARK SPORTS COMPLEX 1	TILSLEY PARK		North (Vale)	AGP - sand dressed
974	TILSLEY PARK SPORTS COMPLEX 2	TILSLEY PARK		North (Vale)	AGP - 3G
975	TILSLEY PARK SPORTS COMPLEX 3	TILSLEY PARK		North (Vale)	AGP - 3G
976	TILSLEY PARK SPORTS COMPLEX 4	TILSLEY PARK		North (Vale)	AGP - 3G
977	TILSLEY PARK SPORTS COMPLEX 5	TILSLEY PARK		North (Vale)	AGP - sand dressed
978	TILSLEY PARK SPORTS COMPLEX 6	TILSLEY PARK		North (Vale)	AGP - 3G
979	TILSLEY PARK SPORTS COMPLEX 7	TILSLEY PARK		North (Vale)	AGP - 3G
989	UTC OXFORDSHIRE 1	UTC		South (Vale)	AGP - 3G
1067	ANSON FIELD 7	ANSON FIELD	Anson Trust Recreation Ground	North (Vale)	AGP -polymeric

Pitch Ref No.	Pitch Name	Site Name	Also known as	Sub-area	Surface
1072	SHRIVENHAM PRIMARY SCHOOL	SHRIVENHAM PRIMARY SCHOOL		West (Vale)	AGP - sand filled

p) Ownership / Management (where known) (Grass)

Pitch Ref No.	Pitch Name	Site Name	Also known as	Sub-area	Ownership Type	Management by	Fields in Trust
509	ABINGDON PREPARATORY SCHOOL 1	ABINGDON PREPARATORY SCHOOL		North (Vale)	Other Independent School	School/College/University (in house)	No
510	ABINGDON PREPARATORY SCHOOL 2	ABINGDON PREPARATORY SCHOOL		North (Vale)	Other Independent School	School/College/University (in house)	No
511	ABINGDON PREPARATORY SCHOOL 3	ABINGDON PREPARATORY SCHOOL		North (Vale)	Other Independent School	School/College/University (in house)	No
526	ABINGDON SCHOOL AND SPORTS CENTRE 1	ABINGDON SCHOOL AND SPORTS CENTRE		North (Vale)	Other Independent School	School/College/University (in house)	No
527	ABINGDON SCHOOL AND SPORTS CENTRE 2	ABINGDON SCHOOL AND SPORTS CENTRE		North (Vale)	Other Independent School	School/College/University (in house)	No
530	ABINGDON SCHOOL AND SPORTS CENTRE 5	ABINGDON SCHOOL AND SPORTS CENTRE		North (Vale)	Other Independent School	School/College/University (in house)	No
542	ABINGDON UNITED FOOTBALL CLUB 1	ABINGDON UNITED FOOTBALL CLUB	THE NORTHCOURT	North (Vale)	Commercial	Sport Club	No
543	ABINGDON UNITED FOOTBALL CLUB 2	ABINGDON UNITED FOOTBALL CLUB	THE NORTHCOURT	North (Vale)	Commercial	Sport Club	No
550	ANSON FIELD 1	ANSON FIELD	Anson Trust Recreation Ground	North (Vale)	Community Organisation	Community Organisation	No
552	ANSON FIELD 3	ANSON FIELD	Anson Trust Recreation Ground	North (Vale)	Community Organisation	Community Organisation	No
1064	ANSON FIELD 4	ANSON FIELD	Anson Trust Recreation Ground	North (Vale)	Community Organisation	Community Organisation	No
1065	ANSON FIELD 5	ANSON FIELD	Anson Trust Recreation Ground	North (Vale)	Community Organisation	Community Organisation	No
1066	ANSON FIELD 6	ANSON FIELD	Anson Trust Recreation Ground	North (Vale)	Community Organisation	Community Organisation	No
553	APPLEFORD RECREATION GROUND	APPLEFORD RECREATION GROUND		North (Vale)	Community Organisation	Sport Club	Yes

Pitch Ref No.	Pitch Name	Site Name	Also known as	Sub-area	Ownership Type	Management by	Fields in Trust
554	APPLETON CE SCHOOL	APPLETON CE SCHOOL		North (Vale)	Community school	School/College/University (in house)	No
555	APPLETON WITH EATON SPORTS FIELD 1	APPLETON WITH EATON SPORTS FIELD		North (Vale)	Local Authority	Community Organisation	No
556	APPLETON WITH EATON SPORTS FIELD 2	APPLETON WITH EATON SPORTS FIELD		North (Vale)	Local Authority	Community Organisation	No
558	APPLETON WITH EATON SPORTS FIELD 4	APPLETON WITH EATON SPORTS FIELD		North (Vale)	Local Authority	Community Organisation	No
559	APPLETON WITH EATON SPORTS FIELD 5	APPLETON WITH EATON SPORTS FIELD		North (Vale)	Local Authority	Community Organisation	No
560	APPLETON WITH EATON SPORTS FIELD 6	APPLETON WITH EATON SPORTS FIELD		North (Vale)	Local Authority	Community Organisation	No
561	APPLETON WITH EATON SPORTS FIELD 7	APPLETON WITH EATON SPORTS FIELD		North (Vale)	Local Authority	Community Organisation	No
569	BARROW HILLS	BARROW HILLS		North (Vale)	Local Authority	Local Authority (in house)	No
587	BOXHILL RECREATION GROUND 1 - NO ROOM FOR AN 11V11	BOXHILL RECREATION GROUND		North (Vale)	Community Organisation	Sport Club	Yes
588	BOXHILL RECREATION GROUND 2	BOXHILL RECREATION GROUND		North (Vale)	Community Organisation	Sport Club	Yes
589	BOXHILL RECREATION GROUND 3	BOXHILL RECREATION GROUND		North (Vale)	Community Organisation	Sport Club	Yes
590	BROOKES SPORT BOTLEY 1	BROOKES SPORT BOTLEY		North (Vale)	Higher Education Institutions	School/College/University (in house)	No
591	BROOKES SPORT BOTLEY 2	BROOKES SPORT BOTLEY		North (Vale)	Higher Education Institutions	School/College/University (in house)	No
592	BROOKES SPORT BOTLEY 3	BROOKES SPORT BOTLEY		North (Vale)	Higher Education Institutions	School/College/University (in house)	No
598	BROOKES SPORT BOTLEY 9	BROOKES SPORT BOTLEY		North (Vale)	Higher Education	School/College/University (in house)	No
602	CALDECOTT PRIMARY SCHOOL 1	CALDECOTT PRIMARY SCHOOL		North (Vale)	Community school	School/College/University (in house)	No
605	CALDECOTT RECREATION GROUND 1	CALDECOTT RECREATION GROUND		North (Vale)	Local Authority	Local Authority (in house)	No

Pitch Ref No.	Pitch Name	Site Name	Also known as	Sub-area	Ownership Type	Management by	Fields in Trust
606	CALDECOTT RECREATION GROUND 2	CALDECOTT RECREATION GROUND		North (Vale)	Local Authority	Local Authority (in house)	No
607	CALDECOTT RECREATION GROUND 3	CALDECOTT RECREATION GROUND		North (Vale)	Local Authority	Local Authority (in house)	No
611	CHANDLINGS SCHOOL 1	CHANDLINGS SCHOOL		North (Vale)	Other Independent School	Trust	No
612	CHANDLINGS SCHOOL 2	CHANDLINGS SCHOOL		North (Vale)	Other Independent School	Trust	No
613	CHANDLINGS SCHOOL 3	CHANDLINGS SCHOOL		North (Vale)	Other Independent School	Trust	No
614	CHANDLINGS SCHOOL 4	CHANDLINGS SCHOOL		North (Vale)	Other Independent School	Trust	No
615	CHANDLINGS SCHOOL 5	CHANDLINGS SCHOOL		North (Vale)	Other Independent School	Trust	No
631	CLOSES FIELD 1	CLOSES FIELD		North (Vale)	Local Authority	Local Authority (in house)	No
632	CLOSES FIELD 2	CLOSES FIELD		North (Vale)	Local Authority	Local Authority (in house)	No
633	CLOSES FIELD 3	CLOSES FIELD		North (Vale)	Local Authority	Local Authority (in house)	No
634	COTHILL HOUSE SCHOOL 1	COTHILL HOUSE SCHOOL		North (Vale)	Other Independent School	Trust	No
643	COTHILL HOUSE SCHOOL 10	COTHILL HOUSE SCHOOL		North (Vale)	Other Independent School	Trust	No
644	COTHILL HOUSE SCHOOL 11	COTHILL HOUSE SCHOOL		North (Vale)	Other Independent School	Trust	No
635	COTHILL HOUSE SCHOOL 2	COTHILL HOUSE SCHOOL		North (Vale)	Other Independent School	Trust	No
636	COTHILL HOUSE SCHOOL 3	COTHILL HOUSE SCHOOL		North (Vale)	Other Independent School	Trust	No
651	CUMNOR C OF E PRIMARY SCHOOL	CUMNOR C OF E PRIMARY SCHOOL		North (Vale)	Voluntary Controlled School	School/College/University (in house)	No
653	DALTON BARRACKS 1	DALTON BARRACKS		North (Vale)	MOD	MOD	No

Pitch Ref No.	Pitch Name	Site Name	Also known as	Sub-area	Ownership Type	Management by	Fields in Trust
654	DALTON BARRACKS 2	DALTON BARRACKS		North (Vale)	MOD	MOD	No
660	DRAYTON COMMUNITY PRIMARY SCHOOL	DRAYTON COMMUNITY PRIMARY SCHOOL		North (Vale)	Community school	School/College/University (in house)	No
661	DRAYTON VILLAGE HALL	DRAYTON VILLAGE HALL	Drayton Recreation Ground	North (Vale)	Community Organisation	Community Organisation	No
662	DUNMORE ROAD	DUNMORE ROAD		North (Vale)	Local Authority	Local Authority (in house)	No
686	FOGWELL ROAD RECREATION GROUND 1 - ONLY PITCH 2&3	FOGWELL ROAD RECREATION GROUND		North (Vale)	Local Authority	Sport Club	No
687	FOGWELL ROAD RECREATION GROUND 2	FOGWELL ROAD RECREATION GROUND		North (Vale)	Local Authority	Sport Club	No
688	FOGWELL ROAD RECREATION GROUND 3	FOGWELL ROAD RECREATION GROUND		North (Vale)	Local Authority	Sport Club	No
689	FOGWELL ROAD RECREATION GROUND 4	FOGWELL ROAD RECREATION GROUND	Marked on / over pitch 3	North (Vale)	Local Authority	Sport Club	No
690	FOGWELL ROAD RECREATION GROUND 5	FOGWELL ROAD RECREATION GROUND	Marked on / over pitch 3	North (Vale)	Local Authority	Sport Club	No
694	FOREST SIDE 1	FOREST SIDE		North (Vale)	Local Authority	Community Organisation	No
695	FOREST SIDE 2	FOREST SIDE		North (Vale)	Local Authority	Commercial Management	No
696	FOREST SIDE 3	FOREST SIDE		North (Vale)	Local Authority	Commercial Management	No
698	GOOSEACRE	GOOSEACRE		North (Vale)	School/College/University (in house)	Community Organisation	No
726	JOHN BLANDY PRIMARY SCHOOL 1	JOHN BLANDY PRIMARY SCHOOL		North (Vale)	Community school	School/College/University (in house)	No
772	LARKMEAD SCHOOL 1	LARKMEAD SCHOOL		North (Vale)	Community school	School/College/University (in house)	No
781	LONG FURLONG	LONG FURLONG		North (Vale)	Local Authority	Local Authority (in house)	No
784	LOUIE MEMORIAL PAVILION 1	LOUIE MEMORIAL PAVILION		North (Vale)	Community Organisation	Community Organisation	No

Pitch Ref No.	Pitch Name	Site Name	Also known as	Sub-area	Ownership Type	Management by	Fields in Trust
785	LOUIE MEMORIAL PAVILION 2	LOUIE MEMORIAL PAVILION		North (Vale)	Community Organisation	Community Organisation	No
1057	LOUIE MEMORIAL PAVILION 3	LOUIE MEMORIAL PAVILION		North (Vale)	Community Organisation	Community Organisation	No
786	MARCHAM C OF E SCHOOL	MARCHAM C OF E SCHOOL		North (Vale)	Voluntary Controlled School	School/College/University (in house)	No
787	MATTHEW ARNOLD SCHOOL 1	MATTHEW ARNOLD SCHOOL		North (Vale)	Academies	School/College/University (in house)	No
801	NORTH HINKSEY C OF E SCHOOL 1	NORTH HINKSEY C OF E SCHOOL		North (Vale)	Voluntary Controlled School	Local Authority (in house)	No
802	NORTH HINKSEY C OF E SCHOOL 2	NORTH HINKSEY C OF E SCHOOL		North (Vale)	Voluntary Controlled School	Local Authority (in house)	No
1020	OLD WALLINGFORD WAY RECREATION GROUND	OLD WALLINGFORD WAY RECREATION GROUND	Practice / training pitch	North (Vale)	Community Organisation	Local Authority (in house)	No
804	OLD WALLINGFORD WAY RECREATION GROUND 1	OLD WALLINGFORD WAY RECREATION GROUND		North (Vale)	Community Organisation	Local Authority (in house)	No
805	OLD WALLINGFORD WAY RECREATION GROUND 2	OLD WALLINGFORD WAY RECREATION GROUND		North (Vale)	Community Organisation	Local Authority (in house)	No
808	OUR LADY'S ABINGDON SPORTS PITCHES 2	OUR LADY'S ABINGDON SPORTS PITCHES		North (Vale)	Other Independent School	Trust	No
812	PARKLANDS CAMPUS (CLOSED)	PARKLANDS CAMPUS		North (Vale)	Non-Maintained Special School	Community Organisation	No
820	PLAYFIELD ROAD 1	PLAYFIELD ROAD		North (Vale)	Local Authority	Local Authority (in house)	No
822	PLAYFIELD ROAD 3	PLAYFIELD ROAD		North (Vale)	Local Authority	Community Organisation	No
823	PLAYFIELD ROAD 4	PLAYFIELD ROAD		North (Vale)	Local Authority	Local Authority (in house)	No
824	PLAYFIELD ROAD 5	PLAYFIELD ROAD		North (Vale)	Local Authority	Local Authority (in house)	No
827	RADLEY C OF E PRIMARY SCHOOL	RADLEY C OF E PRIMARY SCHOOL		North (Vale)	Voluntary Controlled School	School/College/University (in house)	No
828	RADLEY COLLEGE SPORTS CENTRE 1	RADLEY COLLEGE SPORTS CENTRE		North (Vale)	Other Independent School	School/College/University (in house)	No

Pitch Ref No.	Pitch Name	Site Name	Also known as	Sub-area	Ownership Type	Management by	Fields in Trust
837	RADLEY COLLEGE SPORTS CENTRE 10	RADLEY COLLEGE SPORTS CENTRE		North (Vale)	Other Independent School	School/College/University (in house)	No
829	RADLEY COLLEGE SPORTS CENTRE 2	RADLEY COLLEGE SPORTS CENTRE		North (Vale)	Other Independent School	School/College/University (in house)	No
830	RADLEY COLLEGE SPORTS CENTRE 3	RADLEY COLLEGE SPORTS CENTRE		North (Vale)	Other Independent School	School/College/University (in house)	No
831	RADLEY COLLEGE SPORTS CENTRE 4	RADLEY COLLEGE SPORTS CENTRE		North (Vale)	Other Independent School	School/College/University (in house)	No
832	RADLEY COLLEGE SPORTS CENTRE 5	RADLEY COLLEGE SPORTS CENTRE		North (Vale)	Other Independent School	School/College/University (in house)	No
833	RADLEY COLLEGE SPORTS CENTRE 6	RADLEY COLLEGE SPORTS CENTRE		North (Vale)	Other Independent School	School/College/University (in house)	No
834	RADLEY COLLEGE SPORTS CENTRE 7	RADLEY COLLEGE SPORTS CENTRE		North (Vale)	Other Independent School	School/College/University (in house)	No
835	RADLEY COLLEGE SPORTS CENTRE 8	RADLEY COLLEGE SPORTS CENTRE		North (Vale)	Other Independent School	School/College/University (in house)	No
836	RADLEY COLLEGE SPORTS CENTRE 9	RADLEY COLLEGE SPORTS CENTRE		North (Vale)	Other Independent School	School/College/University (in house)	No
863	RUSH COMMON SCHOOL 1	RUSH COMMON SCHOOL		North (Vale)	Community school	School/College/University (in house)	No
868	SOUTHERN BYPASS GROUND 1	SOUTHERN BYPASS GROUND	St Peter's College Rec (Botley)	North (Vale)	Sports Club	Sport Club	No
880	SOUTHERN TOWN PARK 1	SOUTHERN TOWN PARK		North (Vale)	Local Authority	Club	No
889	SOUTHERN TOWN PARK 10	SOUTHERN TOWN PARK		North (Vale)	Local Authority	Club	No
890	SOUTHERN TOWN PARK 11	SOUTHERN TOWN PARK		North (Vale)	Local Authority	Club	No
891	SOUTHERN TOWN PARK 12	SOUTHERN TOWN PARK		North (Vale)	Local Authority	Club	No
881	SOUTHERN TOWN PARK 2	SOUTHERN TOWN PARK		North (Vale)	Local Authority	Club	No
882	SOUTHERN TOWN PARK 3	SOUTHERN TOWN PARK		North (Vale)	Local Authority	Club	No

Pitch Ref No.	Pitch Name	Site Name	Also known as	Sub-area	Ownership Type	Management by	Fields in Trust
884	SOUTHERN TOWN PARK 5	SOUTHERN TOWN PARK		North (Vale)	Local Authority	Club	No
885	SOUTHERN TOWN PARK 6	SOUTHERN TOWN PARK		North (Vale)	Local Authority	Club	No
887	SOUTHERN TOWN PARK 8	SOUTHERN TOWN PARK		North (Vale)	Local Authority	Club	No
888	SOUTHERN TOWN PARK 9	SOUTHERN TOWN PARK		North (Vale)	Local Authority	Club	No
895	ST BLAISE CE PRIMARY SCHOOL	ST BLAISE CE PRIMARY SCHOOL		North (Vale)	Community school	School/College/University (in house)	No
896	ST EDMUNDS PRIMARY SCHOOL 1	ST EDMUNDS PRIMARY SCHOOL		North (Vale)	Voluntary Aided School	School/College/University (in house)	No
933	STEVENTON SPORTS AND SOCIAL CLUB 1	STEVENTON SPORTS AND SOCIAL CLUB	STEVENTON VILLAGE GREEN	North (Vale)	Community Organisation	Community Organisation	No
935	STEVENTON SPORTS AND SOCIAL CLUB 3	STEVENTON SPORTS AND SOCIAL CLUB	STEVENTON VILLAGE GREEN	North (Vale)	Community Organisation	Community Organisation	No
937	THAMESIDE PRIMARY SCHOOL	THAMESIDE PRIMARY SCHOOL		North (Vale)	Community school	School/College/University (in house)	No
944	THE HEIGHTS 1	THE HEIGHTS		North (Vale)	Local Authority	Sport Club	No
945	THE HEIGHTS 2	THE HEIGHTS		North (Vale)	Local Authority	Sport Club	No
946	THE HEIGHTS 3	THE HEIGHTS		North (Vale)	Local Authority	Sport Club	No
947	THE HEIGHTS 4	THE HEIGHTS		North (Vale)	Local Authority	Sport Club	No
948	THE MANOR PREPARATORY SCHOOL 1	THE MANOR PREPARATORY SCHOOL		North (Vale)	Other Independent School	School/College/University (in house)	No
949	THE MANOR PREPARATORY SCHOOL 2	THE MANOR PREPARATORY SCHOOL		North (Vale)	Other Independent School	School/College/University (in house)	No
950	THE MANOR PREPARATORY SCHOOL 3	THE MANOR PREPARATORY SCHOOL		North (Vale)	Other Independent School	School/College/University (in house)	No
965	THOMAS READE PRIMARY SCHOOL	THOMAS READE PRIMARY		North (Vale)	Community school	School/College/University (in house)	No

Pitch Ref No.	Pitch Name	Site Name	Also known as	Sub-area	Ownership Type	Management by	Fields in Trust
968	THRUPP LANE 1	THRUPP LANE		North (Vale)	Commercial	Sport Club	No
969	THRUPP LANE 2	THRUPP LANE		North (Vale)	Commercial	Sport Club	No
971	THRUPP LANE 3	THRUPP LANE		North (Vale)	Commercial	Sport Club	No
972	THRUPP LANE 4	THRUPP LANE		North (Vale)	Commercial	Sport Club	No
1058	WATER LANE RECREATIONAL FIELD (KICKABOUT ONLY)	WATER LANE RECREATIONAL FIELD		North (Vale)	Education (HE)		No
999	WOOTTON & DRY SANDFORD COMMUNITY CENTRE 1	Wootton & Boars Hill	Wootton Recreation Ground	North (Vale)	Other	Community Organisation	Yes
1028	WOOTTON & DRY SANDFORD COMMUNITY CENTRE 2	Wootton & Boars Hill	Wootton Recreation Ground	North (Vale)	Other	Community Organisation	Yes
1029	WOOTTON & DRY SANDFORD COMMUNITY CENTRE 3	Wootton & Boars Hill	Wootton Recreation Ground	North (Vale)	Other	Community Organisation	Yes
883	SOUTHERN TOWN PARK 4	SOUTHERN TOWN PARK		North (Vale)	Local Authority	Club	No
547	ALFREDIAN PARK 1	ALFREDIAN PARK	Wantage Town FC	South (Vale)	Sports Club	Sport Club	No
1006	ALFREDIAN PARK 10	ALFREDIAN PARK	Wantage Town FC	South (Vale)	School/College/University	Sport Club	No
548	ALFREDIAN PARK 2	ALFREDIAN PARK	Wantage Town FC	South (Vale)	School/College/University	Sport Club	No
549	ALFREDIAN PARK 3	ALFREDIAN PARK	Wantage Town FC	South (Vale)	School/College/University	Sport Club	No
1012	ALFREDIAN PARK 4	ALFREDIAN PARK	Wantage Town FC	South (Vale)	School/College/University	Sport Club	No
1011	ALFREDIAN PARK 5	ALFREDIAN PARK	Wantage Town FC	South (Vale)	School/College/University	Sport Club	No
1010	ALFREDIAN PARK 6	ALFREDIAN PARK	Wantage Town FC	South (Vale)	School/College/University	Sport Club	No

Pitch Ref No.	Pitch Name	Site Name	Also known as	Sub-area	Ownership Type	Management by	Fields in Trust
1009	ALFREDIAN PARK 7	ALFREDIAN PARK	Wantage Town FC	South (Vale)	School/College/University	Sport Club	No
1008	ALFREDIAN PARK 8	ALFREDIAN PARK	Wantage Town FC	South (Vale)	School/College/University	Sport Club	No
1007	ALFREDIAN PARK 9	ALFREDIAN PARK	Wantage Town FC	South (Vale)	School/College/University	Sport Club	No
562	ARDINGTON AND LOCKINGE SPORTS CLUB 1	ARDINGTON AND LOCKINGE SPORTS CLUB		South (Vale)	Sports Club	Sport Club	No
563	ARDINGTON AND LOCKINGE SPORTS CLUB 2	ARDINGTON AND LOCKINGE SPORTS CLUB		South (Vale)	Sports Club	Sport Club	No
564	ARDINGTON AND LOCKINGE SPORTS CLUB 3	ARDINGTON AND LOCKINGE SPORTS CLUB		South (Vale)	Sports Club	Sport Club	No
565	ARDINGTON AND LOCKINGE SPORTS CLUB 4	ARDINGTON AND LOCKINGE SPORTS CLUB		South (Vale)	Sports Club	Sport Club	No
566	AUREUS SCHOOL 1	AUREUS SCHOOL		South (Vale)	Academies	School/College/University (in house)	No
571	BLEWBURY RECREATION GROUND 2	BLEWBURY RECREATION GROUND		South (Vale)	Community Organisation	Community Organisation	No
572	BLEWBURY RECREATION GROUND 3	BLEWBURY RECREATION GROUND		South (Vale)	Community Organisation	Community Organisation	No
573	BLEWBURY RECREATION GROUND 4	BLEWBURY RECREATION GROUND		South (Vale)	Community Organisation	Community Organisation	No
574	BLEWBURY RECREATION GROUND 5	BLEWBURY RECREATION GROUND		South (Vale)	Community Organisation	Community Organisation	No
627	CHARLTON PRIMARY SCHOOL 1	CHARLTON PRIMARY SCHOOL		South (Vale)	Community school	School/College/University (in house)	No
665	EAST HENDRED SPORTS GROUND 1	EAST HENDRED SPORTS GROUND	Hendred Sports Club	South (Vale)	Sports Club	Sport Club	No
667	EAST HENDRED SPORTS GROUND 3	EAST HENDRED SPORTS GROUND	Hendred Sports Club	South (Vale)	Sports Club	Sport Club	No
668	EAST HENDRED SPORTS GROUND 4	EAST HENDRED SPORTS GROUND	Hendred Sports Club	South (Vale)	Sports Club	Sport Club	No
681	FITZHARRYS SCHOOL 1	FITZHARRYS SCHOOL		South (Vale)	Community school	School/College/University (in house)	No

Pitch Ref No.	Pitch Name	Site Name	Also known as	Sub-area	Ownership Type	Management by	Fields in Trust
684	FITZHARRYS SCHOOL 4	FITZHARRYS SCHOOL		South (Vale)	Academy Specials	Not Known	No
697	GEMS WANTAGE PRIMARY ACADEMY	GEMS WANTAGE PRIMARY		South (Vale)	Academies	School/College/University (in house)	No
699	GROVE RECREATION LANE 1	GROVE RECREATION LANE	Western pitch close to clubhouse. Also has 1 x Youth 11v11 pitch overmarked.	South (Vale)	Community Organisation	Community Organisation	No
700	GROVE RECREATION LANE 2	GROVE RECREATION LANE	Eastern pitch close to clubhouse. Also has 2 x 7v7 pitches overmarked.	South (Vale)	Community Organisation	Community Organisation	No
701	GROVE RECREATION LANE 3 - NOT SEPARATE PITCH	GROVE RECREATION LANE		South (Vale)	Community Organisation	Community Organisation	No
702	GROVE RECREATION LANE 4 - NOT SEPARATE PITCH	GROVE RECREATION LANE		South (Vale)	Community Organisation	Community Organisation	No
703	GROVE RECREATION LANE 5	GROVE RECREATION LANE		South (Vale)	Community Organisation	Community Organisation	No
705	GROVE RECREATION LANE 7	GROVE RECREATION LANE		South (Vale)	Community Organisation	Community Organisation	No
708	HARWELL LABS RECREATIONAL ASSOCIATION 1	HARWELL LABS RECREATIONAL ASSOCIATION		South (Vale)	Commercial	Commercial	No
710	HARWELL LABS RECREATIONAL ASSOCIATION 3	HARWELL LABS RECREATIONAL ASSOCIATION		South (Vale)	Commercial	Commercial	No
711	HARWELL LABS RECREATIONAL ASSOCIATION 4	HARWELL LABS RECREATIONAL ASSOCIATION		South (Vale)	Commercial	Commercial	No

Pitch Ref No.	Pitch Name	Site Name	Also known as	Sub-area	Ownership Type	Management by	Fields in Trust
712	HARWELL LABS RECREATIONAL ASSOCIATION 5	HARWELL LABS RECREATIONAL ASSOCIATION		South (Vale)	Commercial	Commercial	No
713	HARWELL LABS RECREATIONAL ASSOCIATION 6	HARWELL LABS RECREATIONAL ASSOCIATION		South (Vale)	Commercial	Commercial	No
719	HARWELL PRIMARY SCHOOL 2	HARWELL PRIMARY SCHOOL		South (Vale)	Community school	Local Authority (in house)	No
721	HARWELL RECREATION GROUND 1	HARWELL RECREATION GROUND		South (Vale)	Community Organisation	Local Community Organisation	No
722	HARWELL RECREATION GROUND 2	HARWELL RECREATION GROUND		South (Vale)	Community Organisation	Community Organisation	No
723	HARWELL RECREATION GROUND 3	HARWELL RECREATION GROUND		South (Vale)	Community Organisation	Community Organisation	No
724	HARWELL RECREATION GROUND 4	HARWELL RECREATION GROUND		South (Vale)	Community Organisation	Community Organisation	No
737	KING ALFRED'S ACADEMY (CENTRE SITE) 1	KING ALFRED'S ACADEMY (CENTRE SITE)		South (Vale)	Academies	School/College/University (in house)	No
743	KING ALFRED'S ACADEMY (CENTRE SITE) 7	KING ALFRED'S ACADEMY (CENTRE SITE)		South (Vale)	Academies	School/College/University (in house)	No
744	KING ALFRED'S ACADEMY (CENTRE SITE) 8	KING ALFRED'S ACADEMY (CENTRE SITE)		South (Vale)	Academies	School/College/University (in house)	No
753	KING ALFRED'S ACADEMY (WEST SITE) 1	KING ALFRED'S ACADEMY (WEST SITE)		South (Vale)	Academies	School/College/University (in house)	No
755	KING ALFRED'S ACADEMY (WEST SITE) 3	KING ALFRED'S ACADEMY (WEST SITE)		South (Vale)	Academies	School/College/University (in house)	No
756	KING ALFRED'S ACADEMY (WEST SITE) 4	KING ALFRED'S ACADEMY (WEST SITE)		South (Vale)	Academies	School/College/University (in house)	No
1075	RUTHERFORD LABS	RUTHERFORD LABS		South (Vale)	Commercial	Commercial	No
985	TUGWELL FIELD 1	TUGWELL FIELD		South (Vale)	Local Authority	Local Authority (in house)	No
986	TUGWELL FIELD 2	TUGWELL FIELD		South (Vale)	Local Authority	Local Authority (in house)	No

Pitch Ref No.	Pitch Name	Site Name	Also known as	Sub-area	Ownership Type	Management by	Fields in Trust
987	TUGWELL FIELD 3	TUGWELL FIELD		South (Vale)	Local Authority	Local Authority (in house)	No
990	UTC OXFORDSHIRE 2	UTC		South (Vale)	Further Education	School/College/University (in house)	No
545	AIREY NEAVE MEMORIAL GROUND 1	AIREY NEAVE MEMORIAL GROUND		West (Vale)	Local Authority	Local Authority (in house)	No
546	AIREY NEAVE MEMORIAL GROUND 2	AIREY NEAVE MEMORIAL GROUND		West (Vale)	Local Authority	Local Authority (in house)	No
1070	BUCKLAND CE PRIMARY SCHOOL	BUCKLAND CE PRIMARY SCHOOL		West (Vale)	School/College/University (in house)	School/College/University (in house)	No
609	CHALLOW RECREATION GROUND 1	CHALLOW RECREATION GROUND		West (Vale)	Local Authority	Sport Club	No
610	CHALLOW RECREATION GROUND 2	CHALLOW RECREATION GROUND		West (Vale)	Local Authority	Local Authority (in house)	No
630	CHILDREY PLAYING FIELD	CHILDREY PLAYING FIELD		West (Vale)	Other	Trust	No
647	CRAVEN PLAYING FIELDS 1	CRAVEN PLAYING FIELDS	Uffington Sports Club	West (Vale)	Community Organisation	Sport Club	No
648	CRAVEN PLAYING FIELDS 2	CRAVEN PLAYING FIELDS	Uffington Sports Club	West (Vale)	Community Organisation	Sport Club	No
650	CRAVEN PLAYING FIELDS 4	CRAVEN PLAYING FIELDS	Uffington Sports Club	West (Vale)	Community Organisation	Sport Club	No
663	EAST HANNEY PLAYING FIELD 1	EAST HANNEY PLAYING FIELD		West (Vale)	Local Authority	Local Authority (in house)	No
671	FARINGDON COMMUNITY COLLEGE 1	FARINGDON COMMUNITY COLLEGE		West (Vale)	Community school	School/College/University (in house)	No
672	FARINGDON COMMUNITY COLLEGE 2	FARINGDON COMMUNITY COLLEGE		West (Vale)	Community school	School/College/University (in house)	No
673	FARINGDON COMMUNITY COLLEGE 3	FARINGDON COMMUNITY COLLEGE		West (Vale)	Community school	School/College/University (in house)	No
767	KINGSTON BAGPUIZE SPORTS GROUND 3	KINGSTON BAGPUIZE SPORTS GROUND		West (Vale)	Commercial	Sport Club	No
768	KINGSTON BAGPUIZE SPORTS GROUND 4	KINGSTON BAGPUIZE SPORTS GROUND		West (Vale)	Commercial	Sport Club	No
769	KINGSTON BAGPUIZE SPORTS GROUND 5	KINGSTON BAGPUIZE SPORTS GROUND		West (Vale)	Commercial	Sport Club	No

Pitch Ref No.	Pitch Name	Site Name	Also known as	Sub-area	Ownership Type	Management by	Fields in Trust
770	KINGSTON BAGPUIZE SPORTS GROUND 6	KINGSTON BAGPUIZE SPORTS GROUND		West (Vale)	Commercial	Sport Club	No
771	KINGSTON BAGPUIZE SPORTS GROUND 7	KINGSTON BAGPUIZE SPORTS GROUND		West (Vale)	Commercial	Sport Club	No
779	LETCOMBE REGIS RECREATION GROUND 1	LETCOMBE REGIS RECREATION GROUND		West (Vale)	Community Organisation	Trust	No
782	LONGCOT AND FERNHAM CHURCH OF ENGLAND PRIMARY SCHO	LONGCOT AND FERNHAM CHURCH OF ENGLAND PRIMARY		West (Vale)	Academy Convertors	School/College/University (in house)	No
813	PINEWOOD SCHOOL 1	PINEWOOD SCHOOL		West (Vale)	Other Independent School	School/College/University (in house)	No
865	SHRIVENHAM FC	SHRIVENHAM FC		West (Vale)	Sports Club	Sport Club	No
866	SHRIVENHAM RECREATION GROUND 1	SHRIVENHAM RECREATION GROUND		West (Vale)	Community Organisation	Sport Club	No
1024	SHRIVENHAM RECREATION GROUND 3	SHRIVENHAM RECREATION GROUND		West (Vale)	Community Organisation	Sport Club	No
908	ST HUGH'S SCHOOL 10	ST HUGH'S SCHOOL		West (Vale)	Other Independent School	School/College/University (in house)	No
909	ST HUGH'S SCHOOL 11	ST HUGH'S SCHOOL		West (Vale)	Other Independent School	School/College/University (in house)	No
910	ST HUGH'S SCHOOL 12	ST HUGH'S SCHOOL		West (Vale)	Other Independent School	School/College/University (in house)	No
911	ST HUGH'S SCHOOL 13	ST HUGH'S SCHOOL		West (Vale)	Other Independent School	School/College/University (in house)	No
912	ST HUGH'S SCHOOL 14	ST HUGH'S SCHOOL		West (Vale)	Other Independent School	School/College/University (in house)	No
913	ST HUGH'S SCHOOL 15	ST HUGH'S SCHOOL		West (Vale)	Other Independent School	School/College/University (in house)	No
924	ST HUGH'S SCHOOL 26	ST HUGH'S SCHOOL		West (Vale)	Other Independent School	School/College/University (in house)	No
925	ST HUGH'S SCHOOL 27	ST HUGH'S SCHOOL		West (Vale)	Other Independent School	School/College/University (in house)	No
926	ST HUGH'S SCHOOL 28	ST HUGH'S SCHOOL		West (Vale)	Other Independent School	School/College/University (in house)	No

Pitch Ref No.	Pitch Name	Site Name	Also known as	Sub-area	Ownership Type	Management by	Fields in Trust
905	ST HUGH'S SCHOOL 7	ST HUGH'S SCHOOL		West (Vale)	Other Independent School	School/College/University (in house)	No
906	ST HUGH'S SCHOOL 8	ST HUGH'S SCHOOL		West (Vale)	Other Independent School	School/College/University (in house)	No
907	ST HUGH'S SCHOOL 9	ST HUGH'S SCHOOL		West (Vale)	Other Independent School	School/College/University (in house)	No
931	STANFORD IN THE VALE RECREATION GROUND 1	STANFORD IN THE VALE RECREATION GROUND		West (Vale)	Local Authority	Sport Club	No
932	STANFORD IN THE VALE RECREATION GROUND 2	STANFORD IN THE VALE RECREATION GROUND		West (Vale)	Local Authority	Sport Club	No
938	THE DEFENCE ACADEMY (SHRIVENHAM STATION) 1	THE DEFENCE ACADEMY (SHRIVENHAM STATION)		West (Vale)	MOD	Commercial Management	No
939	THE DEFENCE ACADEMY (SHRIVENHAM STATION) 2	THE DEFENCE ACADEMY (SHRIVENHAM STATION)		West (Vale)	MOD	Commercial Management	No
980	TUCKER PARK RECREATION GROUND 1	TUCKER PARK RECREATION GROUND		West (Vale)	Trust	Local Authority (in house)	No
981	TUCKER PARK RECREATION GROUND 2	TUCKER PARK RECREATION GROUND		West (Vale)	Trust	Local Authority (in house)	No
982	TUCKER PARK RECREATION GROUND 3	TUCKER PARK RECREATION GROUND		West (Vale)	Trust	Local Authority (in house)	No
983	TUCKER PARK RECREATION GROUND 4	TUCKER PARK RECREATION GROUND		West (Vale)	Trust	Local Authority (in house)	No
984	TUCKER PARK RECREATION GROUND 5	TUCKER PARK RECREATION GROUND		West (Vale)	Trust	Local Authority (in house)	No
991	WATCHFIELD PRIMARY SCHOOL	Watchfield Primary		West (Vale)	Community school	School/College/University (in house)	No
992	WEST HANNEY PLAYING FIELD (HANNEY YOUTH FC) 1	West Hanney Playing Field		West (Vale)	Local Authority	Local Authority (in house)	No
993	WEST HANNEY PLAYING FIELD (HANNEY YOUTH FC) 2	West Hanney Playing Field		West (Vale)	Local Authority	Local Authority (in house)	No
994	WEST HANNEY PLAYING FIELD (HANNEY YOUTH FC) 3	West Hanney Playing Field		West (Vale)	Local Authority	Local Authority (in house)	No
995	WEST HANNEY PLAYING FIELD (HANNEY YOUTH FC) 4	West Hanney Playing Field		West (Vale)	Local Authority	Local Authority (in house)	No

Pitch Ref No.	Pitch Name	Site Name	Also known as	Sub-area	Ownership Type	Management by	Fields in Trust
996	WEST HANNEY PLAYING FIELD (HANNEY YOUTH FC) 5	West Hanney Playing Field		West (Vale)	Local Authority	Local Authority (in house)	No
997	WEST HANNEY PLAYING FIELD (HANNEY YOUTH FC) 6	West Hanney Playing Field		West (Vale)	Local Authority	Local Authority (in house)	No

q) Ownership / Management (AGPs)

Pitch Ref No.	Pitch Name	Site Name	Also known as	Sub-area	Ownership Type	Management by	Surface
593	BROOKES SPORT BOTLEY 4	BROOKES SPORT BOTLEY		North (Vale)	Higher Education Institutions	School/College/University (in house)	AGP - 3G
594	BROOKES SPORT BOTLEY 5	BROOKES SPORT BOTLEY		North (Vale)	Higher Education Institutions	School/College/University (in house)	AGP - 3G
595	BROOKES SPORT BOTLEY 6	BROOKES SPORT BOTLEY		North (Vale)	Higher Education Institutions	School/College/University (in house)	AGP - 3G
596	BROOKES SPORT BOTLEY 7	BROOKES SPORT BOTLEY		North (Vale)	Higher Education Institutions	School/College/University (in house)	AGP - 3G
597	BROOKES SPORT BOTLEY 8	BROOKES SPORT BOTLEY		North (Vale)	Higher Education Institutions	School/College/University (in house)	AGP - 3G
616	CHANDLINGS SCHOOL 6	CHANDLINGS SCHOOL CHANDLINGS SCHOOL		North (Vale)	Other Independent School	Trust	AGP - sand dressed
655	DALTON BARRACKS 3	DALTON BARRACKS		North (Vale)	MOD	MOD	AGP - 3G
718	HARWELL PRIMARY SCHOOL 1	HARWELL PRIMARY SCHOOL		South (Vale)	Community school	School/College/University (in house)	AGP - 3G
788	MATTHEW ARNOLD SCHOOL 2	MATTHEW ARNOLD SCHOOL		North (Vale)	Academies	School/College/University (in house)	AGP - 3G
814	PINEWOOD SCHOOL 2	PINEWOOD SCHOOL		West (Vale)	Other Independent School	School/College/University (in house)	AGP - sand filled
838	RADLEY COLLEGE SPORTS CENTRE 11	RADLEY COLLEGE SPORTS CENTRE		North (Vale)	Other Independent School	School/College/University (in house)	AGP - sand dressed
839	RADLEY COLLEGE SPORTS CENTRE 12	RADLEY COLLEGE SPORTS CENTRE		North (Vale)	Other Independent School	School/College/University (in house)	AGP - sand filled

Pitch Ref No.	Pitch Name	Site Name	Also known as	Sub-area	Ownership Type	Management by	Surface
840	RADLEY COLLEGE SPORTS CENTRE 13	RADLEY COLLEGE SPORTS CENTRE		North (Vale)	Other Independent School	School/College/University (in house)	AGP - sand dressed
899	ST HUGH'S SCHOOL 1	ST HUGH'S SCHOOL		West (Vale)	Other Independent School	School/College/University (in house)	AGP – sand-based
940	THE DEFENCE ACADEMY (SHRIVENHAM STATION) 3	THE DEFENCE ACADEMY (SHRIVENHAM STATION)		West (Vale)	MOD	Commercial Management	AGP - sand filled
973	TILSLEY PARK SPORTS COMPLEX 1	TILSLEY PARK		North (Vale)	Local Authority	School/College/University (in house)	AGP - sand dressed
974	TILSLEY PARK SPORTS COMPLEX 2	TILSLEY PARK		North (Vale)	Local Authority	School/College/University (in house)	AGP - 3G
975	TILSLEY PARK SPORTS COMPLEX 3	TILSLEY PARK		North (Vale)	Local Authority	School/College/University (in house)	AGP - 3G
976	TILSLEY PARK SPORTS COMPLEX 4	TILSLEY PARK		North (Vale)	Local Authority	Commercial Management	AGP - 3G
977	TILSLEY PARK SPORTS COMPLEX 5	TILSLEY PARK		North (Vale)	Local Authority	School/College/University (in house)	AGP - sand dressed
978	TILSLEY PARK SPORTS COMPLEX 6	TILSLEY PARK		North (Vale)	Local Authority	School/College/University (in house)	AGP - 3G
979	TILSLEY PARK SPORTS COMPLEX 7	TILSLEY PARK		North (Vale)	Local Authority	School/College/University (in house)	AGP - 3G
989	UTC OXFORDSHIRE 1	UTC		South (Vale)	Further Education	School/College/University (in house)	AGP - 3G

r) Definitions (Pitch sizes and age groups)

For the avoidance of doubt, the following table defines pitch sizes, terms and age groups used in the PPS assessment tables.

Age group	Type	3G Size (and % area)	Rec. size without run-off		Rec. size with run off	
			Length (m)	Width (m)	Length (m)	Width (m)
Mini soccer U7/U8	5v5	Compact (16%)	37	28	42	33
Mini soccer U9/U10	7v7	Third (32%)	55	37	61	42
Youth U11/U12	9v9	Half (53%)	74	46	79	52
Youth U13/U14	11v11	Two-thirds (66%)	83	51	88	56
Youth U15/U16	11v11	Four -fifths (79%)	92	55	97	61
Youth U17/U18	11v11	Full (100%)	100	64	107	70
Over 18 (adult / senior ages)	11v11	Full (100%)	100	64	107	70

2. SECURITY OF USE

s) Secure community use (grass)

Pitch Ref No.	Pitch Name	Also known as	Sub-area	Pitch Size and Type	Community use category
550	ANSON FIELD 1	Anson Trust Recreation Ground	North (Vale)	Adult Football	Available for community use and used
552	ANSON FIELD 3	Anson Trust Recreation Ground	North (Vale)	Youth Football 9v9	Available for community use and used
1064	ANSON FIELD 4	Anson Trust Recreation Ground	North (Vale)	Youth Football 9v9	Available for community use and used
1065	ANSON FIELD 5	Anson Trust Recreation Ground	North (Vale)	Mini Soccer 7v7	Available for community use and used
1066	ANSON FIELD 6	Anson Trust Recreation Ground	North (Vale)	Mini Soccer 7v7	Available for community use and used
553	APPLEFORD RECREATION GROUND		North (Vale)	Adult Football	Available for community use and used
1013	APPLEFORD RECREATION GROUND	Pitch marked on/over main pitch	North (Vale)	Youth Football 9v9	Available for community use and used
555	APPLETON WITH EATON SPORTS FIELD 1		North (Vale)	Adult Football	Available for community use and used
556	APPLETON WITH EATON SPORTS FIELD 2		North (Vale)	Adult Football	Available for community use and used
558	APPLETON WITH EATON SPORTS FIELD 4		North (Vale)	Mini Soccer 7v7	Available for community use and used
559	APPLETON WITH EATON SPORTS FIELD 5		North (Vale)	Mini Soccer 7v7	Available for community use and used
560	APPLETON WITH EATON SPORTS FIELD 6		North (Vale)	Mini Soccer 7v7	Available for community use and used
561	APPLETON WITH EATON SPORTS FIELD 7		North (Vale)	Mini Soccer 7v7	Available for community use and used
588	BOXHILL RECREATION GROUND 2		North (Vale)	Mini Soccer 7v7	Available for community use and used
589	BOXHILL RECREATION GROUND 3		North (Vale)	Mini Soccer 5v5	Available for community use and used
605	CALDECOTT RECREATION GROUND 1		North (Vale)	Adult Football	Available for community use and used
606	CALDECOTT RECREATION GROUND 2		North (Vale)	Adult Football	Available for community use and used
607	CALDECOTT RECREATION GROUND 3		North (Vale)	Mini Soccer 7v7	Available for community use but unused
631	CLOSES FIELD 1		North (Vale)	Adult Football	Available for community use and used

Pitch Ref No.	Pitch Name	Also known as	Sub-area	Pitch Size and Type	Community use category
632	CLOSES FIELD 2		North (Vale)	Mini Soccer 7v7	Available for community use and used
633	CLOSES FIELD 3		North (Vale)	Mini Soccer 7v7	Available for community use and used
661	DRAYTON VILLAGE HALL	Drayton Recreation Ground	North (Vale)	Youth Football 11v11	Available for community use and used
662	DUNMORE ROAD		North (Vale)	Youth Football 11v11	Available for community use but unused
687	FOGWELL ROAD RECREATION GROUND 2		North (Vale)	Youth Football 11v11	Available for community use and used
688	FOGWELL ROAD RECREATION GROUND 3		North (Vale)	Youth Football 9v9	Available for community use and used
689	FOGWELL ROAD RECREATION GROUND 4	Marked on / over pitch 3	North (Vale)	Mini Soccer 5v5	Available for community use and used
690	FOGWELL ROAD RECREATION GROUND 5	Marked on / over pitch 3	North (Vale)	Mini Soccer 7v7	Available for community use and used
694	FOREST SIDE 1		North (Vale)	Youth Football 9v9	Available for community use and used
695	FOREST SIDE 2		North (Vale)	Mini Soccer 7v7	Available for community use and used
696	FOREST SIDE 3		North (Vale)	Mini Soccer 7v7	Available for community use and used
781	LONG FURLONG		North (Vale)	Youth Football 11v11	Available for community use but unused
784	LOUIE MEMORIAL PAVILION 1		North (Vale)	Adult Football	Available for community use and used
785	LOUIE MEMORIAL PAVILION 2		North (Vale)	Youth Football 9v9	Available for community use and used
1057	LOUIE MEMORIAL PAVILION 3		North (Vale)	Mini Soccer 5v5	Available for community use and used
1020	OLD WALLINGFORD WAY RECREATION GROUND	Practice / training pitch	North (Vale)	Youth Football 9v9	Available for community use and used
804	OLD WALLINGFORD WAY RECREATION GROUND 1		North (Vale)	Adult Football	Available for community use and used
805	OLD WALLINGFORD WAY RECREATION GROUND 2		North (Vale)	Adult Football	Available for community use and used
820	PLAYFIELD ROAD 1		North (Vale)	Adult Football	Available for community use and used
822	PLAYFIELD ROAD 3		North (Vale)	Youth Football 11v11	Available for community use and used
823	PLAYFIELD ROAD 4		North (Vale)	Mini Soccer 5v5	Available for community use and used

Pitch Ref No.	Pitch Name	Also known as	Sub-area	Pitch Size and Type	Community use category
824	PLAYFIELD ROAD 5		North (Vale)	Mini Soccer 7v7	Available for community use and used
880	SOUTHERN TOWN PARK 1		North (Vale)	Youth Football 11v11	Available for community use and used
889	SOUTHERN TOWN PARK 10		North (Vale)	Mini Soccer 5v5	Available for community use and used
890	SOUTHERN TOWN PARK 11		North (Vale)	Mini Soccer 7v7	Available for community use and used
891	SOUTHERN TOWN PARK 12		North (Vale)	Mini Soccer 7v7	Available for community use and used
881	SOUTHERN TOWN PARK 2		North (Vale)	Youth Football 11v11	Available for community use and used
882	SOUTHERN TOWN PARK 3		North (Vale)	Youth Football 11v11	Available for community use and used
884	SOUTHERN TOWN PARK 5		North (Vale)	Youth Football 9v9	Available for community use and used
885	SOUTHERN TOWN PARK 6		North (Vale)	Youth Football 9v9	Available for community use and used
887	SOUTHERN TOWN PARK 8		North (Vale)	Mini Soccer 5v5	Available for community use and used
888	SOUTHERN TOWN PARK 9		North (Vale)	Mini Soccer 5v5	Available for community use and used
933	STEVENTON SPORTS AND SOCIAL CLUB 1	STEVENTON VILLAGE GREEN	North (Vale)	Adult Football	Available for community use and used
935	STEVENTON SPORTS AND SOCIAL CLUB 3	STEVENTON VILLAGE GREEN	North (Vale)	Youth Football 11v11	Available for community use but unused
944	THE HEIGHTS 1		North (Vale)	Adult Football	Available for community use and used
945	THE HEIGHTS 2		North (Vale)	Adult Football	Available for community use and used
946	THE HEIGHTS 3		North (Vale)	Youth Football 9v9	Available for community use and used
947	THE HEIGHTS 4		North (Vale)	Mini Soccer 7v7	Available for community use but unused
988	UPTON RECREATION GROUND	Upton Recreation Ground	South (Vale)	Mini Soccer 7v7	Available for community use and used
999	WOOTTON & DRY SANDFORD COMMUNITY CENTRE 1	Wootton Recreation Ground	North (Vale)	Adult Football	Available for community use and used
1028	WOOTTON & DRY SANDFORD COMMUNITY CENTRE 2	Wootton Recreation Ground	North (Vale)	Adult Football	Available for community use and used
1029	WOOTTON & DRY SANDFORD COMMUNITY CENTRE 3	Wootton Recreation Ground	North (Vale)	Mini Soccer 7v7	Available for community use and used

Pitch Ref No.	Pitch Name	Also known as	Sub-area	Pitch Size and Type	Community use category
883	SOUTHERN TOWN PARK 4		North (Vale)North (Vale)	Youth Football 9v9	Available for community use and used
547	ALFREDIAN PARK 1	Wantage Town FC	South (Vale)	Adult Football	Available for community use and used
1006	ALFREDIAN PARK 10	Wantage Town FC	South (Vale)	Adult Football	Available for community use and used
548	ALFREDIAN PARK 2	Wantage Town FC	South (Vale)	Adult Football	Available for community use and used
549	ALFREDIAN PARK 3	Wantage Town FC	South (Vale)	Adult Football	Available for community use and used
1012	ALFREDIAN PARK 4	Wantage Town FC	South (Vale)	Mini Soccer 5v5	Available for community use and used
1011	ALFREDIAN PARK 5	Wantage Town FC	South (Vale)	Mini Soccer 5v5	Available for community use and used
1010	ALFREDIAN PARK 6	Wantage Town FC	South (Vale)	Mini Soccer 7v7	Available for community use and used
1009	ALFREDIAN PARK 7	Wantage Town FC	South (Vale)	Mini Soccer 7v7	Available for community use and used
1008	ALFREDIAN PARK 8	Wantage Town FC	South (Vale)	Youth Football 9v9	Available for community use and used
1007	ALFREDIAN PARK 9	Wantage Town FC	South (Vale)	Youth Football 9v9	Available for community use and used
562	ARDINGTON AND LOCKINGE SPORTS CLUB 1		South (Vale)	Adult Football	Available for community use and used
563	ARDINGTON AND LOCKINGE SPORTS CLUB 2		South (Vale)	Adult Football	Available for community use and used
564	ARDINGTON AND LOCKINGE SPORTS CLUB 3		South (Vale)	Youth Football 11v11	Available for community use and used
565	ARDINGTON AND LOCKINGE SPORTS CLUB 4		South (Vale)	Youth Football 11v11	Available for community use and used
571	BLEWBURY RECREATION GROUND 2		South (Vale)	Youth Football 11v11	Available for community use and used
572	BLEWBURY RECREATION GROUND 3		South (Vale)	Youth Football 9v9	Available for community use and used
573	BLEWBURY RECREATION GROUND 4		South (Vale)	Mini Soccer 5v5	Available for community use and used
574	BLEWBURY RECREATION GROUND 5		South (Vale)	Mini Soccer 7v7	Available for community use and used
665	EAST HENDRED SPORTS GROUND 1	Hendred Sports Club	South (Vale)	Adult Football	Available for community use and used
667	EAST HENDRED SPORTS GROUND 3	Hendred Sports Club	South (Vale)	Youth Football 9v9	Available for community use but unused
699	GROVE RECREATION LANE 1	Western pitch close to clubhouse. Also has 1 x	South (Vale)	Adult Football	Available for community use and used

Pitch Ref No.	Pitch Name	Also known as	Sub-area	Pitch Size and Type	Community use category
		Youth 11v11 pitch overmarked.			
700	GROVE RECREATION LANE 2	Eastern pitch close to clubhouse. Also has 2 x 7v7 pitches overmarked.	South (Vale)	Adult Football	Available for community use and used
703	GROVE RECREATION LANE 5		South (Vale)	Mini Soccer 7v7	Available for community use and used
705	GROVE RECREATION LANE 7		South (Vale)	Mini Soccer 7v7	Available for community use and used
721	HARWELL RECREATION GROUND 1		South (Vale)	Adult Football	Available for community use and used
722	HARWELL RECREATION GROUND 2		South (Vale)	Mini Soccer 7v7	Available for community use and used
723	HARWELL RECREATION GROUND 3		South (Vale)	Mini Soccer 7v7	Available for community use and used
724	HARWELL RECREATION GROUND 4		South (Vale)	Mini Soccer 7v7	Available for community use and used
985	TUGWELL FIELD 1		South (Vale)	Youth Football 11v11	Available for community use and used
986	TUGWELL FIELD 2		South (Vale)	Mini Soccer 7v7	Available for community use and used
987	TUGWELL FIELD 3		South (Vale)	Mini Soccer 7v7	Available for community use and used
545	AIREY NEAVE MEMORIAL GROUND 1		West (Vale)	Youth Football 11v11	Available for community use but unused
546	AIREY NEAVE MEMORIAL GROUND 2		West (Vale)	Youth Football 11v11	Available for community use but unused
609	CHALLOW RECREATION GROUND 1		West (Vale)	Adult Football	Available for community use but unused
610	CHALLOW RECREATION GROUND 2		West (Vale)	Mini Soccer 7v7	Available for community use but unused
630	CHILDREY PLAYING FIELD		West (Vale)	Adult Football	Available for community use and used
647	CRAVEN PLAYING FIELDS 1	Uffington Sports Club	West (Vale)	Adult Football	Available for community use and used
648	CRAVEN PLAYING FIELDS 2	Uffington Sports Club	West (Vale)	Adult Football	Available for community use and used
650	CRAVEN PLAYING FIELDS 4	Uffington Sports Club	West (Vale)	Youth Football 11v11	Available for community use and used
663	EAST HANNEY PLAYING FIELD 1		West (Vale)	Adult Football	Available for community use and used

Pitch Ref No.	Pitch Name	Also known as	Sub-area	Pitch Size and Type	Community use category
779	LETCOMBE REGIS RECREATION GROUND 1		West (Vale)	Adult Football	Available for community use and used
865	SHRIVENHAM FC		West (Vale)	Adult Football	Available for community use and used
866	SHRIVENHAM RECREATION GROUND 1		West (Vale)	Mini Soccer 7v7	Available for community use and used
1024	SHRIVENHAM RECREATION GROUND 3		West (Vale)	Youth Football 9v9	Available for community use but unused
931	STANFORD IN THE VALE RECREATION GROUND 1		West (Vale)	Adult Football	Available for community use and used
932	STANFORD IN THE VALE RECREATION GROUND 2		West (Vale)	Mini Soccer 5v5	Available for community use and used
980	TUCKER PARK RECREATION GROUND 1		West (Vale)	Adult Football	Available for community use and used
981	TUCKER PARK RECREATION GROUND 2		West (Vale)	Adult Football	Available for community use and used
982	TUCKER PARK RECREATION GROUND 3		West (Vale)	Youth Football 11v11	Available for community use and used
983	TUCKER PARK RECREATION GROUND 4		West (Vale)	Mini Soccer 7v7	Available for community use and used
992	WEST HANNEY PLAYING FIELD (HANNEY YOUTH FC) 1		West (Vale)	Adult Football	Available for community use and used
993	WEST HANNEY PLAYING FIELD (HANNEY YOUTH FC) 2		West (Vale)	Youth Football 11v11	Available for community use and used
994	WEST HANNEY PLAYING FIELD (HANNEY YOUTH FC) 3		West (Vale)	Youth Football 11v11	Available for community use and used
995	WEST HANNEY PLAYING FIELD (HANNEY YOUTH FC) 4		West (Vale)	Youth Football 9v9	Available for community use and used
996	WEST HANNEY PLAYING FIELD (HANNEY YOUTH FC) 5		West (Vale)	Youth Football 9v9	Available for community use and used
997	WEST HANNEY PLAYING FIELD (HANNEY YOUTH FC) 6		West (Vale)	Mini Soccer 7v7	Available for community use and used

t) Unsecure community use (grass)

Pitch Ref No.	Pitch Name	Also known as	Sub-area	Pitch Size and Type	Community use category
542	ABINGDON UNITED FOOTBALL CLUB 1	THE NORTHCOURT	North (Vale)	Adult Football	Available for community use and used
543	ABINGDON UNITED FOOTBALL CLUB 2	THE NORTHCOURT	North (Vale)	Youth Football 9v9	Available for community use and used
569	BARROW HILLS		North (Vale)	Youth Football 11v11	Available for community use but unused
590	BROOKES SPORT BOTLEY 1		North (Vale)	Adult Football	Available for community use and used
591	BROOKES SPORT BOTLEY 2		North (Vale)	Adult Football	Available for community use and used
592	BROOKES SPORT BOTLEY 3		North (Vale)	Adult Football	Available for community use and used
598	BROOKES SPORT BOTLEY 9		North (Vale)	Adult Football	Available for community use and used
698	GOOSEACRE		North (Vale)	Youth Football 11v11	Available for community use and used
868	SOUTHERN BYPASS GROUND 1	St Peter's College Rec (Botley)	North (Vale)	Adult Football	Available for community use and used
968	THRUPP LANE 1		North (Vale)	Adult Football	Available for community use and used
969	THRUPP LANE 2		North (Vale)	Youth Football 9v9	Available for community use and used
971	THRUPP LANE 3		North (Vale)	Mini Soccer 7v7	Available for community use and used
972	THRUPP LANE 4		North (Vale)	Mini Soccer 5v5	Available for community use and used
566	AUREUS SCHOOL 1		South (Vale)	Adult Football	Available for community use but unused
708	HARWELL LABS RECREATIONAL ASSOCIATION 1		South (Vale)	Adult Football	Available for community use and used
710	HARWELL LABS RECREATIONAL ASSOCIATION 3		South (Vale)	Youth Football 11v11	Available for community use but unused
711	HARWELL LABS RECREATIONAL ASSOCIATION 4		South (Vale)	Mini Soccer 7v7	Available for community use and used
712	HARWELL LABS RECREATIONAL ASSOCIATION 5		South (Vale)	Mini Soccer 7v7	Available for community use but unused
713	HARWELL LABS RECREATIONAL ASSOCIATION 6		South (Vale)	Mini Soccer 7v7	Available for community use but unused

Pitch Ref No.	Pitch Name	Also known as	Sub-area	Pitch Size and Type	Community use category
1075	RUTHERFORD LABS		South (Vale)	Adult Football	Available for community use and used
767	KINGSTON BAGPUIZE SPORTS GROUND 3		West (Vale)	Youth Football 11v11	Available for community use and used
768	KINGSTON BAGPUIZE SPORTS GROUND 4		West (Vale)	Youth Football 11v11	Available for community use and used
769	KINGSTON BAGPUIZE SPORTS GROUND 5		West (Vale)	Youth Football 9v9	Available for community use and used
770	KINGSTON BAGPUIZE SPORTS GROUND 6		West (Vale)	Mini Soccer 5v5	Available for community use and used
771	KINGSTON BAGPUIZE SPORTS GROUND 7		West (Vale)	Mini Soccer 7v7	Available for community use and used

u) No community use (grass)

Pitch Ref No.	Pitch Name	Also known as	Sub-area	Pitch Size and Type
509	ABINGDON PREPARATORY SCHOOL 1		North (Vale)	Adult Football
510	ABINGDON PREPARATORY SCHOOL 2		North (Vale)	Adult Football
511	ABINGDON PREPARATORY SCHOOL 3		North (Vale)	Adult Football
526	ABINGDON SCHOOL AND SPORTS CENTRE 1		North (Vale)	Adult Football
527	ABINGDON SCHOOL AND SPORTS CENTRE 2		North (Vale)	Adult Football
530	ABINGDON SCHOOL AND SPORTS CENTRE 5		North (Vale)	Youth Football 11v11
544	ABINGDON UNITED FOOTBALL CLUB 3 - NO 3RD PITCH	THE NORTHCOURT	North (Vale)	Youth Football 11v11
554	APPLETON CE SCHOOL		North (Vale)	Mini Soccer 7v7
587	BOXHILL RECREATION GROUND 1 - NO ROOM FOR AN 11V11		North (Vale)	Adult Football
602	CALDECOTT PRIMARY SCHOOL 1		North (Vale)	Mini Soccer 7v7
611	CHANDLINGS SCHOOL 1		North (Vale)	Adult Football
612	CHANDLINGS SCHOOL 2		North (Vale)	Adult Football
613	CHANDLINGS SCHOOL 3		North (Vale)	Adult Football
614	CHANDLINGS SCHOOL 4		North (Vale)	Adult Football
615	CHANDLINGS SCHOOL 5		North (Vale)	Adult Football

Pitch Ref No.	Pitch Name	Also known as	Sub-area	Pitch Size and Type
634	COTHILL HOUSE SCHOOL 1		North (Vale)	Adult Football
643	COTHILL HOUSE SCHOOL 10		North (Vale)	Mini Soccer 7v7
644	COTHILL HOUSE SCHOOL 11		North (Vale)	Mini Soccer 7v7
635	COTHILL HOUSE SCHOOL 2		North (Vale)	Adult Football
636	COTHILL HOUSE SCHOOL 3		North (Vale)	Adult Football
651	CUMNOR C OF E PRIMARY SCHOOL		North (Vale)	Mini Soccer 7v7
653	DALTON BARRACKS 1		North (Vale)	Adult Football
654	DALTON BARRACKS 2		North (Vale)	Adult Football
660	DRAYTON COMMUNITY PRIMARY SCHOOL		North (Vale)	Youth Football 11v11
686	FOGWELL ROAD RECREATION GROUND 1 - ONLY PITCH 2&3		North (Vale)	Adult Football
726	JOHN BLANDY PRIMARY SCHOOL 1		North (Vale)	Youth Football 11v11
772	LARKMEAD SCHOOL 1		North (Vale)	Adult Football
786	MARCHAM C OF E SCHOOL		North (Vale)	Mini Soccer 7v7
787	MATTHEW ARNOLD SCHOOL 1		North (Vale)	Adult Football
801	NORTH HINKSEY C OF E SCHOOL 1		North (Vale)	Mini Soccer 5v5
802	NORTH HINKSEY C OF E SCHOOL 2		North (Vale)	Mini Soccer 5v5
808	OUR LADY'S ABINGDON SPORTS PITCHES 2		North (Vale)	Youth Football 11v11
827	RADLEY C OF E PRIMARY SCHOOL		North (Vale)	Mini Soccer 5v5
828	RADLEY COLLEGE SPORTS CENTRE 1		North (Vale)	Adult Football
837	RADLEY COLLEGE SPORTS CENTRE 10		North (Vale)	Adult Football
829	RADLEY COLLEGE SPORTS CENTRE 2		North (Vale)	Adult Football
830	RADLEY COLLEGE SPORTS CENTRE 3		North (Vale)	Adult Football
831	RADLEY COLLEGE SPORTS CENTRE 4		North (Vale)	Adult Football
832	RADLEY COLLEGE SPORTS CENTRE 5		North (Vale)	Adult Football
833	RADLEY COLLEGE SPORTS CENTRE 6		North (Vale)	Adult Football

Pitch Ref No.	Pitch Name	Also known as	Sub-area	Pitch Size and Type
834	RADLEY COLLEGE SPORTS CENTRE 7		North (Vale)	Adult Football
835	RADLEY COLLEGE SPORTS CENTRE 8		North (Vale)	Adult Football
836	RADLEY COLLEGE SPORTS CENTRE 9		North (Vale)	Adult Football
863	RUSH COMMON SCHOOL 1		North (Vale)	Mini Soccer 7v7
895	ST BLAISE CE PRIMARY SCHOOL		North (Vale)	Mini Soccer 7v7
896	ST EDMUNDS PRIMARY SCHOOL 1		North (Vale)	Youth Football 11v11
937	THAMESIDE PRIMARY SCHOOL		North (Vale)	Youth Football 11v11
948	THE MANOR PREPARATORY SCHOOL 1		North (Vale)	Mini Soccer 5v5
949	THE MANOR PREPARATORY SCHOOL 2		North (Vale)	Mini Soccer 5v5
950	THE MANOR PREPARATORY SCHOOL 3		North (Vale)	Mini Soccer 5v5
965	THOMAS READE PRIMARY SCHOOL		North (Vale)	Youth Football 11v11
627	CHARLTON PRIMARY SCHOOL 1		South (Vale)	Mini Soccer 7v7
668	EAST HENDRED SPORTS GROUND 4	Hendred Sports Club	South (Vale)	Mini Soccer 7v7
681	FITZHARRYS SCHOOL 1		South (Vale)	Adult Football
684	FITZHARRYS SCHOOL 4		South (Vale)	Youth Football 11v11
697	GEMS WANTAGE PRIMARY ACADEMY		South (Vale)	Mini Soccer 5v5
701	GROVE RECREATION LANE 3 - NOT SEPARATE PITCH		South (Vale)	Youth Football 11v11
702	GROVE RECREATION LANE 4 - NOT SEPARATE PITCH		South (Vale)	Youth Football 11v11
719	HARWELL PRIMARY SCHOOL 2		South (Vale)	Mini Soccer 7v7
737	KING ALFRED'S ACADEMY (CENTRE SITE) 1		South (Vale)	Adult Football
743	KING ALFRED'S ACADEMY (CENTRE SITE) 7		South (Vale)	Mini Soccer 7v7
744	KING ALFRED'S ACADEMY (CENTRE SITE) 8		South (Vale)	Mini Soccer 7v7
753	KING ALFRED'S ACADEMY (WEST SITE) 1		South (Vale)	Adult Football
755	KING ALFRED'S ACADEMY (WEST SITE) 3		South (Vale)	Youth Football 9v9
756	KING ALFRED'S ACADEMY (WEST SITE) 4		South (Vale)	Youth Football 9v9

Pitch Ref No.	Pitch Name	Also known as	Sub-area	Pitch Size and Type
990	UTC OXFORDSHIRE 2		South (Vale)	Youth Football 11v11
1070	BUCKLAND CE PRIMARY SCHOOL		West (Vale)	Mini Soccer 7v7
671	FARINGDON COMMUNITY COLLEGE 1		West (Vale)	Adult Football
672	FARINGDON COMMUNITY COLLEGE 2		West (Vale)	Adult Football
673	FARINGDON COMMUNITY COLLEGE 3		West (Vale)	Adult Football
765	KINGSTON BAGUIZE SPORTS GROUND 1 - NO PITCH		West (Vale)	Adult Football
782	LONGCOT AND FERNHAM CHURCH OF ENGLAND PRIMARY SCHOOL		West (Vale)	Mini Soccer 7v7
813	PINEWOOD SCHOOL 1		West (Vale)	Adult Football
908	ST HUGH'S SCHOOL 10		West (Vale)	Youth Football 11v11
909	ST HUGH'S SCHOOL 11		West (Vale)	Youth Football 11v11
910	ST HUGH'S SCHOOL 12		West (Vale)	Youth Football 11v11
911	ST HUGH'S SCHOOL 13		West (Vale)	Youth Football 11v11
912	ST HUGH'S SCHOOL 14		West (Vale)	Youth Football 11v11
913	ST HUGH'S SCHOOL 15		West (Vale)	Youth Football 11v11
924	ST HUGH'S SCHOOL 26		West (Vale)	Mini Soccer 7v7
925	ST HUGH'S SCHOOL 27		West (Vale)	Mini Soccer 7v7
926	ST HUGH'S SCHOOL 28		West (Vale)	Mini Soccer 7v7
905	ST HUGH'S SCHOOL 7		West (Vale)	Youth Football 11v11
906	ST HUGH'S SCHOOL 8		West (Vale)	Youth Football 11v11
907	ST HUGH'S SCHOOL 9		West (Vale)	Youth Football 11v11
938	THE DEFENCE ACADEMY (SHRIVENHAM STATION) 1		West (Vale)	Adult Football
939	THE DEFENCE ACADEMY (SHRIVENHAM STATION) 2		West (Vale)	Adult Football
984	TUCKER PARK RECREATION GROUND 5 - NO 5TH PITCH		West (Vale)	Mini Soccer 5v5
991	WATCHFIELD PRIMARY SCHOOL		West (Vale)	Mini Soccer 7v7

v) Secure community use (Sand/Water/Other-based)

Pitch Ref No.	Pitch Name	Also known as	Sub-area	Surface	Community use category
1067	ANSON FIELD 7	Anson Trust Recreation Ground	North (Vale)	AGP - polymeric	Available for community use and used

w) Unsecure community use (3G)

Pitch Ref No.	Pitch Name	Sub-area	Surface	Community use category
593	BROOKES SPORT BOTLEY 4	North (Vale)	AGP - 3G	Available for community use and used
594	BROOKES SPORT BOTLEY 5	North (Vale)	AGP - 3G	Available for community use and used
595	BROOKES SPORT BOTLEY 6	North (Vale)	AGP - 3G	Available for community use and used
596	BROOKES SPORT BOTLEY 7	North (Vale)	AGP - 3G	Available for community use and used
597	BROOKES SPORT BOTLEY 8	North (Vale)	AGP - 3G	Available for community use and used
974	TILSLEY PARK SPORTS COMPLEX 2	North (Vale)	AGP - 3G	Available for community use and used
975	TILSLEY PARK SPORTS COMPLEX 3	North (Vale)	AGP - 3G	Available for community use and used
976	TILSLEY PARK SPORTS COMPLEX 4	North (Vale)	AGP - 3G	Available for community use and used
978	TILSLEY PARK SPORTS COMPLEX 6	North (Vale)	AGP - 3G	Available for community use and used
979	TILSLEY PARK SPORTS COMPLEX 7	North (Vale)	AGP - 3G	Available for community use and used
989	UTC OXFORDSHIRE 1	South (Vale)	AGP - 3G	Available for community use and used

x) Unsecure community use (Sand/ Water/Other -based)

Pitch Ref No.	Pitch Name	Sub-area	Surface	Community use category
838	RADLEY COLLEGE SPORTS CENTRE 11	North (Vale)	AGP - sand dressed	Available for community use and used
839	RADLEY COLLEGE SPORTS CENTRE 12	North (Vale)	AGP - sand filled	Available for community use and used
840	RADLEY COLLEGE SPORTS CENTRE 13	North (Vale)	AGP - sand dressed	Available for community use and used
973	TILSLEY PARK SPORTS COMPLEX 1	North (Vale)	AGP - sand dressed	Available for community use and used
977	TILSLEY PARK SPORTS COMPLEX 5	North (Vale)	AGP - sand dressed	Available for community use and used

Pitch Ref No.	Pitch Name	Sub-area	Surface	Community use category
1072	SHRIVENHAM PRIMARY SCHOOL	West (Vale)	AGP - polymeric	Available for community use and used
940	THE DEFENCE ACADEMY (SHRIVENHAM STATION) 3	West (Vale)	AGP - sand filled	Available for community use and used

y) Not Available (3G)

Pitch Ref No.	Pitch Name	Sub-area	Surface
655	DALTON BARRACKS 3	North (Vale)	AGP - 3G
788	MATTHEW ARNOLD SCHOOL 2	North (Vale)	AGP - 3G
718	HARWELL PRIMARY SCHOOL 1	South (Vale)	AGP - 3G

z) Not Available (Sand/ Water/Other -based)

Pitch Ref No.	Pitch Name	Sub-area	Surface
616	CHANDLINGS SCHOOL 6	North (Vale)	AGP - sand dressed
814	PINEWOOD SCHOOL 2	West (Vale)	AGP - sand filled
899	ST HUGH'S SCHOOL 1	West (Vale)	AGP – sand-based

aa) AGP Dimensions and Opening Times

Pitch Ref No.	Pitch Name	Also known as	Settlement	Sub-area	Surface	Sports lighting	Small AGP?	AGP Length (m)	AGP Width (m)	AGP Opening Times	Community use category	Security of community use
1067	ANSON FIELD 7	Anson Trust Recreation Ground	ABINGDON	North (Vale)	AGP - polymeric	Yes	Yes	36	16	Dawn To Dusk	Available for community use and used	Secure
593	BROOKES SPORT BOTLEY 4		OXFORD	North (Vale)	AGP - 3G	Yes	Yes	33	18	Monday-Friday 06:30 - 22:30	Available for community use and used	Unsecure

Pitch Ref No.	Pitch Name	Also known as	Settlement	Sub-area	Surface	Sports lighting	Small AGP?	AGP Length (m)	AGP Width (m)	AGP Opening Times	Community use category	Security of community use
										Weekend 08:00 - 22:00		
594	BROOKES SPORT BOTLEY 5		OXFORD	North (Vale)	AGP - 3G	Yes	Yes	33	18	Monday-Friday 06:30 - 22:30 Weekend 08:00 - 22:00	Available for community use and used	Unsecure
595	BROOKES SPORT BOTLEY 6		OXFORD	North (Vale)	AGP - 3G	Yes	Yes	33	18	Monday-Friday 06:30 - 22:30 Weekend 08:00 - 22:00	Available for community use and used	Unsecure
596	BROOKES SPORT BOTLEY 7		OXFORD	North (Vale)	AGP - 3G	Yes	Yes	33	18	Monday-Friday 06:30 - 22:30 Weekend 08:00 - 22:00	Available for community use and used	Unsecure
597	BROOKES SPORT BOTLEY 8		OXFORD	North (Vale)	AGP - 3G	Yes	Yes	33	18	Monday-Friday 06:30 - 22:30 Weekend 08:00 - 22:00	Available for community use and used	Unsecure
838	RADLEY COLLEGE SPORTS CENTRE 11		ABINGDON	North (Vale)	AGP - sand dressed	Yes	No	100	62	Monday-Friday 06:15 - 21:00 Weekend 08:30 - 17:30	Available for community use and used	Unsecure
839	RADLEY COLLEGE SPORTS CENTRE 12		ABINGDON	North (Vale)	AGP - sand filled	Yes	No	100	61	Monday-Friday 06:15 - 21:00 Weekend 08:00 - 17:00	Available for community use and used	Unsecure
840	RADLEY COLLEGE SPORTS CENTRE 13		ABINGDON	North (Vale)	AGP - sand dressed	Yes	No	100	60	Monday-Friday 06:15 - 21:00 Weekend 08:30 - 17:30	Available for community use and used	Unsecure
973	TILSLEY PARK SPORTS COMPLEX 1		ABINGDON	North (Vale)	AGP - sand dressed	Yes	No	90	53	Monday-Friday 09:30 - 21:30 Weekend 09:30 - 17:30	Available for community use and used	Unsecure

Pitch Ref No.	Pitch Name	Also known as	Settlement	Sub-area	Surface	Sports lighting	Small AGP?	AGP Length (m)	AGP Width (m)	AGP Opening Times	Community use category	Security of community use
974	TILSLEY PARK SPORTS COMPLEX 2		ABINGDON	North (Vale)	AGP - 3G	Yes	Yes	37	21	Monday-Friday 09:30 - 21:30 Weekend 09:30 - 17:30	Available for community use and used	Unsecure
975	TILSLEY PARK SPORTS COMPLEX 3		ABINGDON	North (Vale)	AGP - 3G	Yes	Yes	37	21	Monday-Friday 09:30 - 21:30 Weekend 09:30 - 17:30	Available for community use and used	Unsecure
976	TILSLEY PARK SPORTS COMPLEX 4		ABINGDON	North (Vale)	AGP - 3G	Yes	Yes	37	21	Monday-Friday 09:30 - 21:30 Weekend 09:30 - 17:30	Available for community use and used	Unsecure
977	TILSLEY PARK SPORTS COMPLEX 5		ABINGDON	North (Vale)	AGP - sand dressed	Yes	No	90	53	Monday-Friday 09:30 - 21:30 Weekend 09:30 - 17:30	Available for community use and used	Unsecure
978	TILSLEY PARK SPORTS COMPLEX 6		ABINGDON	North (Vale)	AGP - 3G	Yes	No	100	60	Monday-Friday 09:30 - 21:30 Weekend 09:30 - 17:30	Available for community use and used	Unsecure
979	TILSLEY PARK SPORTS COMPLEX 7		ABINGDON	North (Vale)	AGP - 3G	Yes	Yes	42	38	Monday-Friday 09:30 - 21:30 Weekend 09:30 - 17:30	Available for community use and used	Unsecure
989	UTC OXFORDSHIRE 1		DIDCOT	South (Vale)	AGP - 3G	Yes	Yes	50	35	Monday-Friday 17:00 - 21:30 Saturday 09:00 - 12:00	Available for community use and used	Unsecure
1072	SHRIVENHAM PRIMARY SCHOOL		SHRIVENHAM	West (Vale)	AGP	No	Yes	18	8		Available for community use and used	Unsecure
940	THE DEFENCE ACADEMY (SHRIVENHAM STATION) 3		SWINDON	West (Vale)	AGP - sand filled	Yes	No	90	54		Available for community use and used	Unsecure

3. QUALITY & KEY ISSUES

bb) Quality community use (grass, secure)

Pitch Ref No.	Pitch Name	Also known as	Sub-area	Pitch Size and Type	Community use category	Agreed pitch quality football	Quality of ancillary facilities
542	ABINGDON UNITED FOOTBALL CLUB 1	THE NORTHCOURT	North (Vale)	Adult Football	Available for community use and used	Poor	Standard
543	ABINGDON UNITED FOOTBALL CLUB 2	THE NORTHCOURT	North (Vale)	Youth Football 9v9	Available for community use and used	Poor	Standard
550	ANSON FIELD 1	Anson Trust Recreation Ground	North (Vale)	Adult Football	Available for community use and used	Poor	Standard
552	ANSON FIELD 3	Anson Trust Recreation Ground	North (Vale)	Youth Football 9v9	Available for community use and used	Standard	Standard
1064	ANSON FIELD 4	Anson Trust Recreation Ground	North (Vale)	Youth Football 9v9	Available for community use and used	Standard	Standard
1065	ANSON FIELD 5	Anson Trust Recreation Ground	North (Vale)	Mini Soccer 7v7	Available for community use and used	Standard	Standard
1066	ANSON FIELD 6	Anson Trust Recreation Ground	North (Vale)	Mini Soccer 7v7	Available for community use and used	Standard	Standard
553	APPLEFORD RECREATION GROUND		North (Vale)	Adult Football	Available for community use and used	Standard	Poor
1013	APPLEFORD RECREATION GROUND	Pitch marked on/over main pitch	North (Vale)	Youth Football 9v9	Available for community use and used	Standard	Poor

Pitch Ref No.	Pitch Name	Also known as	Sub-area	Pitch Size and Type	Community use category	Agreed pitch quality football	Quality of ancillary facilities
555	APPLETON WITH EATON SPORTS FIELD 1		North (Vale)	Adult Football	Available for community use and used	Standard	Standard
556	APPLETON WITH EATON SPORTS FIELD 2		North (Vale)	Adult Football	Available for community use and used	Standard	Standard
558	APPLETON WITH EATON SPORTS FIELD 4		North (Vale)	Mini Soccer 7v7	Available for community use and used	Standard	Standard
559	APPLETON WITH EATON SPORTS FIELD 5		North (Vale)	Mini Soccer 7v7	Available for community use and used	Standard	Standard
560	APPLETON WITH EATON SPORTS FIELD 6		North (Vale)	Mini Soccer 7v7	Available for community use and used	Standard	Standard
561	APPLETON WITH EATON SPORTS FIELD 7		North (Vale)	Mini Soccer 7v7	Available for community use and used	Standard	Standard
588	BOXHILL RECREATION GROUND 2		North (Vale)	Mini Soccer 7v7	Available for community use and used	Poor	Poor
589	BOXHILL RECREATION GROUND 3		North (Vale)	Mini Soccer 5v5	Available for community use and used	Poor	Poor
605	CALDECOTT RECREATION GROUND 1		North (Vale)	Adult Football	Available for community use and used	Standard	Poor
606	CALDECOTT RECREATION GROUND 2		North (Vale)	Adult Football	Available for community use and used	Standard	Poor

Pitch Ref No.	Pitch Name	Also known as	Sub-area	Pitch Size and Type	Community use category	Agreed pitch quality football	Quality of ancillary facilities
631	CLOSES FIELD 1		North (Vale)	Adult Football	Available for community use and used	Standard	Standard
632	CLOSES FIELD 2		North (Vale)	Mini Soccer 7v7	Available for community use and used	Standard	Standard
633	CLOSES FIELD 3		North (Vale)	Mini Soccer 7v7	Available for community use and used	Standard	Standard
661	DRAYTON VILLAGE HALL	Drayton Recreation Ground	North (Vale)	Youth Football 11v11	Available for community use and used	Standard	Standard
687	FOGWELL ROAD RECREATION GROUND 2		North (Vale)	Youth Football 11v11	Available for community use and used	Standard	Standard
688	FOGWELL ROAD RECREATION GROUND 3		North (Vale)	Youth Football 9v9	Available for community use and used	Standard	Standard
689	FOGWELL ROAD RECREATION GROUND 4	Marked on / over pitch 3	North (Vale)	Mini Soccer 5v5	Available for community use and used	Standard	Standard
690	FOGWELL ROAD RECREATION GROUND 5	Marked on / over pitch 3	North (Vale)	Mini Soccer 7v7	Available for community use and used	Standard	Standard
694	FOREST SIDE 1		North (Vale)	Youth Football 9v9	Available for community use and used	Standard	Poor
695	FOREST SIDE 2		North (Vale)	Mini Soccer 7v7	Available for community use and used	Standard	Poor

Pitch Ref No.	Pitch Name	Also known as	Sub-area	Pitch Size and Type	Community use category	Agreed pitch quality football	Quality of ancillary facilities
696	FOREST SIDE 3		North (Vale)	Mini Soccer 7v7	Available for community use and used	Standard	Poor
784	LOUIE MEMORIAL PAVILION 1		North (Vale)	Adult Football	Available for community use and used	Standard	Unknown
785	LOUIE MEMORIAL PAVILION 2		North (Vale)	Youth Football 9v9	Available for community use and used	Standard	Unknown
1057	LOUIE MEMORIAL PAVILION 3		North (Vale)	Mini Soccer 5v5	Available for community use and used	Standard	Unknown
1020	OLD WALLINGFORD WAY RECREATION GROUND	Practice / training pitch	North (Vale)	Youth Football 9v9	Available for community use and used	Standard	Standard
804	OLD WALLINGFORD WAY RECREATION GROUND 1		North (Vale)	Adult Football	Available for community use and used	Standard	Standard
805	OLD WALLINGFORD WAY RECREATION GROUND 2		North (Vale)	Adult Football	Available for community use and used	Standard	Standard
820	PLAYFIELD ROAD 1		North (Vale)	Adult Football	Available for community use and used	Standard	Standard
822	PLAYFIELD ROAD 3		North (Vale)	Youth Football 11v11	Available for community use and used	Standard	Standard
823	PLAYFIELD ROAD 4		North (Vale)	Mini Soccer 5v5	Available for community use and used	Standard	Standard

Pitch Ref No.	Pitch Name	Also known as	Sub-area	Pitch Size and Type	Community use category	Agreed pitch quality football	Quality of ancillary facilities
824	PLAYFIELD ROAD 5		North (Vale)	Mini Soccer 7v7	Available for community use and used	Standard	Standard
880	SOUTHERN TOWN PARK 1		North (Vale)	Youth Football 11v11	Available for community use and used	Poor	Standard
889	SOUTHERN TOWN PARK 10		North (Vale)	Mini Soccer 5v5	Available for community use and used	Standard	Standard
890	SOUTHERN TOWN PARK 11		North (Vale)	Mini Soccer 7v7	Available for community use and used	Poor	Standard
891	SOUTHERN TOWN PARK 12		North (Vale)	Mini Soccer 7v7	Available for community use and used	Poor	Standard
881	SOUTHERN TOWN PARK 2		North (Vale)	Youth Football 11v11	Available for community use and used	Standard	Standard
882	SOUTHERN TOWN PARK 3		North (Vale)	Youth Football 11v11	Available for community use and used	Standard	Standard
883	SOUTHERN TOWN PARK 4		North (Vale)	Youth Football 9v9	Available for community use and used	Poor	Standard
884	SOUTHERN TOWN PARK 5		North (Vale)	Youth Football 9v9	Available for community use and used	Poor	Standard
885	SOUTHERN TOWN PARK 6		North (Vale)	Youth Football 9v9	Available for community use and used	Standard	Standard

Pitch Ref No.	Pitch Name	Also known as	Sub-area	Pitch Size and Type	Community use category	Agreed pitch quality football	Quality of ancillary facilities
887	SOUTHERN TOWN PARK 8		North (Vale)	Mini Soccer 5v5	Available for community use and used	Standard	Standard
888	SOUTHERN TOWN PARK 9		North (Vale)	Mini Soccer 5v5	Available for community use and used	Standard	Standard
933	STEVENTON SPORTS AND SOCIAL CLUB 1	STEVENTON VILLAGE GREEN	North (Vale)	Adult Football	Available for community use and used	Standard	Unknown
944	THE HEIGHTS 1		North (Vale)	Adult Football	Available for community use and used	Standard	Standard
945	THE HEIGHTS 2		North (Vale)	Adult Football	Available for community use and used	Standard	Standard
946	THE HEIGHTS 3		North (Vale)	Youth Football 9v9	Available for community use and used	Good	Standard
999	WOOTTON & DRY SANDFORD COMMUNITY CENTRE 1	Wootton Recreation Ground	North (Vale)	Adult Football	Available for community use and used	Standard	Poor
1028	WOOTTON & DRY SANDFORD COMMUNITY CENTRE 2	Wootton Recreation Ground	North (Vale)	Adult Football	Available for community use and used	Poor	Poor
1029	WOOTTON & DRY SANDFORD COMMUNITY CENTRE 3	Wootton Recreation Ground	North (Vale)	Mini Soccer 7v7	Available for community use and used	Poor	Poor
607	CALDECOTT RECREATION GROUND 3		North (Vale)	Mini Soccer 7v7	Available for community use but unused	Standard	Poor

Pitch Ref No.	Pitch Name	Also known as	Sub-area	Pitch Size and Type	Community use category	Agreed pitch quality football	Quality of ancillary facilities
662	DUNMORE ROAD		North (Vale)	Youth Football 11v11	Available for community use but unused	Standard	Unknown
781	LONG FURLONG		North (Vale)	Youth Football 11v11	Available for community use but unused	Standard	Unknown
935	STEVENTON SPORTS AND SOCIAL CLUB 3	STEVENTON VILLAGE GREEN	North (Vale)	Youth Football 11v11	Available for community use but unused	Standard	Unknown
947	THE HEIGHTS 4		North (Vale)	Mini Soccer 7v7	Available for community use but unused	Standard	Standard
547	ALFREDIAN PARK 1	Wantage Town FC	South (Vale)	Adult Football	Available for community use and used	Standard	Standard
1006	ALFREDIAN PARK 10	Wantage Town FC	South (Vale)	Adult Football	Available for community use and used	Standard	Standard
548	ALFREDIAN PARK 2	Wantage Town FC	South (Vale)	Adult Football	Available for community use and used	Standard	Standard
549	ALFREDIAN PARK 3	Wantage Town FC	South (Vale)	Adult Football	Available for community use and used	Standard	Standard
1012	ALFREDIAN PARK 4	Wantage Town FC	South (Vale)	Mini Soccer 5v5	Available for community use and used	Standard	Standard
1011	ALFREDIAN PARK 5	Wantage Town FC	South (Vale)	Mini Soccer 5v5	Available for community use and used	Standard	Standard

Pitch Ref No.	Pitch Name	Also known as	Sub-area	Pitch Size and Type	Community use category	Agreed pitch quality football	Quality of ancillary facilities
1010	ALFREDIAN PARK 6	Wantage Town FC	South (Vale)	Mini Soccer 7v7	Available for community use and used	Standard	Standard
1009	ALFREDIAN PARK 7	Wantage Town FC	South (Vale)	Mini Soccer 7v7	Available for community use and used	Standard	Standard
1008	ALFREDIAN PARK 8	Wantage Town FC	South (Vale)	Youth Football 9v9	Available for community use and used	Standard	Standard
1007	ALFREDIAN PARK 9	Wantage Town FC	South (Vale)	Youth Football 9v9	Available for community use and used	Standard	Standard
562	ARDINGTON AND LOCKINGE SPORTS CLUB 1		South (Vale)	Adult Football	Available for community use and used	Standard	Standard
563	ARDINGTON AND LOCKINGE SPORTS CLUB 2		South (Vale)	Adult Football	Available for community use and used	Standard	Standard
564	ARDINGTON AND LOCKINGE SPORTS CLUB 3		South (Vale)	Youth Football 11v11	Available for community use and used	Standard	Standard
565	ARDINGTON AND LOCKINGE SPORTS CLUB 4		South (Vale)	Youth Football 11v11	Available for community use and used	Standard	Standard
571	BLEWBURY RECREATION GROUND 2		South (Vale)	Youth Football 11v11	Available for community use and used	Standard	Standard
572	BLEWBURY RECREATION GROUND 3		South (Vale)	Youth Football 9v9	Available for community use and used	Standard	Standard

Pitch Ref No.	Pitch Name	Also known as	Sub-area	Pitch Size and Type	Community use category	Agreed pitch quality football	Quality of ancillary facilities
573	BLEWBURY RECREATION GROUND 4		South (Vale)	Mini Soccer 5v5	Available for community use and used	Standard	Standard
574	BLEWBURY RECREATION GROUND 5		South (Vale)	Mini Soccer 7v7	Available for community use and used	Standard	Standard
665	EAST HENDRED SPORTS GROUND 1	Hendred Sports Club	South (Vale)	Adult Football	Available for community use and used	Standard	Standard
699	GROVE RECREATION LANE 1	Western pitch close to clubhouse. Also has 1 x Youth 11v11 pitch overmarked.	South (Vale)	Adult Football	Available for community use and used	Poor	Standard
700	GROVE RECREATION LANE 2	Eastern pitch close to clubhouse. Also has 2 x 7v7 pitches overmarked.	South (Vale)	Adult Football	Available for community use and used	Poor	Standard
703	GROVE RECREATION LANE 5		South (Vale)	Mini Soccer 7v7	Available for community use and used	Poor	Standard
705	GROVE RECREATION LANE 7		South (Vale)	Mini Soccer 7v7	Available for community use and used	Standard	Standard
721	HARWELL RECREATION GROUND 1		South (Vale)	Adult Football	Available for community use and used	Poor	Poor
722	HARWELL RECREATION GROUND 2		South (Vale)	Mini Soccer 7v7	Available for community use and used	Good	Poor

Pitch Ref No.	Pitch Name	Also known as	Sub-area	Pitch Size and Type	Community use category	Agreed pitch quality football	Quality of ancillary facilities
723	HARWELL RECREATION GROUND 3		South (Vale)	Mini Soccer 7v7	Available for community use and used	Good	Poor
724	HARWELL RECREATION GROUND 4		South (Vale)	Mini Soccer 7v7	Available for community use and used	Good	Poor
985	TUGWELL FIELD 1		South (Vale)	Youth Football 11v11	Available for community use and used	Standard	Standard
986	TUGWELL FIELD 2		South (Vale)	Mini Soccer 7v7	Available for community use and used	Standard	Standard
987	TUGWELL FIELD 3		South (Vale)	Mini Soccer 7v7	Available for community use and used	Poor	Standard
667	EAST HENDRED SPORTS GROUND 3	Hendred Sports Club	South (Vale)	Youth Football 9v9	Available for community use but unused	Standard	Standard
630	CHILDREY PLAYING FIELD		West (Vale)	Adult Football	Available for community use and used	Standard	Unknown
647	CRAVEN PLAYING FIELDS 1	Uffington Sports Club	West (Vale)	Adult Football	Available for community use and used	Good	Standard
648	CRAVEN PLAYING FIELDS 2	Uffington Sports Club	West (Vale)	Adult Football	Available for community use and used	Good	Standard
650	CRAVEN PLAYING FIELDS 4	Uffington Sports Club	West (Vale)	Youth Football 11v11	Available for community use and used	Good	Standard

Pitch Ref No.	Pitch Name	Also known as	Sub-area	Pitch Size and Type	Community use category	Agreed pitch quality football	Quality of ancillary facilities
663	EAST HANNEY PLAYING FIELD 1		West (Vale)	Adult Football	Available for community use and used	Standard	Unknown
779	LETCOMBE REGIS RECREATION GROUND 1		West (Vale)	Adult Football	Available for community use and used	Good	Standard
865	SHRIVENHAM FC		West (Vale)	Adult Football	Available for community use and used	Standard	Standard
866	SHRIVENHAM RECREATION GROUND 1		West (Vale)	Mini Soccer 7v7	Available for community use and used	Standard	Unknown
931	STANFORD IN THE VALE RECREATION GROUND 1		West (Vale)	Adult Football	Available for community use and used	Standard	Standard
932	STANFORD IN THE VALE RECREATION GROUND 2		West (Vale)	Mini Soccer 5v5	Available for community use and used	Standard	Standard
980	TUCKER PARK RECREATION GROUND 1		West (Vale)	Adult Football	Available for community use and used	Standard	Standard
981	TUCKER PARK RECREATION GROUND 2		West (Vale)	Adult Football	Available for community use and used	Standard	Standard
982	TUCKER PARK RECREATION GROUND 3		West (Vale)	Youth Football 11v11	Available for community use and used	Standard	Standard
983	TUCKER PARK RECREATION GROUND 4		West (Vale)	Mini Soccer 7v7	Available for community use and used	Poor	Standard

Pitch Ref No.	Pitch Name	Also known as	Sub-area	Pitch Size and Type	Community use category	Agreed pitch quality football	Quality of ancillary facilities
992	WEST HANNEY PLAYING FIELD (HANNEY YOUTH FC) 1		West (Vale)	Adult Football	Available for community use and used	Standard	Unknown
993	WEST HANNEY PLAYING FIELD (HANNEY YOUTH FC) 2		West (Vale)	Youth Football 11v11	Available for community use and used	Standard	Unknown
994	WEST HANNEY PLAYING FIELD (HANNEY YOUTH FC) 3		West (Vale)	Youth Football 11v11	Available for community use and used	Standard	Unknown
995	WEST HANNEY PLAYING FIELD (HANNEY YOUTH FC) 4		West (Vale)	Youth Football 9v9	Available for community use and used	Standard	Unknown
996	WEST HANNEY PLAYING FIELD (HANNEY YOUTH FC) 5		West (Vale)	Youth Football 9v9	Available for community use and used	Poor	Unknown
997	WEST HANNEY PLAYING FIELD (HANNEY YOUTH FC) 6		West (Vale)	Mini Soccer 7v7	Available for community use and used	Standard	Unknown
545	AIREY NEAVE MEMORIAL GROUND 1		West (Vale)	Youth Football 11v11	Available for community use but unused	Standard	Standard
546	AIREY NEAVE MEMORIAL GROUND 2		West (Vale)	Youth Football 11v11	Available for community use but unused	Standard	Standard
609	CHALLOW RECREATION GROUND 1		West (Vale)	Adult Football	Available for community use but unused	Standard	Unknown
610	CHALLOW RECREATION GROUND 2		West (Vale)	Mini Soccer 7v7	Available for community use but unused	Standard	Unknown

Pitch Ref No.	Pitch Name	Also known as	Sub-area	Pitch Size and Type	Community use category	Agreed pitch quality football	Quality of ancillary facilities
1024	SHRIVENHAM RECREATION GROUND 3		West (Vale)	Youth Football 9v9	Available for community use but unused	Standard	Unknown

cc) Quality community use (grass, unsecure)

Pitch Ref No.	Pitch Name	Also known as	Sub-area	Pitch Size and Type	Community use category	Agreed pitch quality football	Quality of ancillary facilities
590	BROOKES SPORT BOTLEY 1		North (Vale)	Adult Football	Available for community use and used	Standard	Standard
591	BROOKES SPORT BOTLEY 2		North (Vale)	Adult Football	Available for community use and used	Standard	Standard
592	BROOKES SPORT BOTLEY 3		North (Vale)	Adult Football	Available for community use and used	Standard	Standard
598	BROOKES SPORT BOTLEY 9		North (Vale)	Adult Football	Available for community use and used	Standard	Standard
698	GOOSEACRE		North (Vale)	Youth Football 11v11	Available for community use and used	Standard	Poor
868	SOUTHERN BYPASS GROUND 1	St Peter's College Rec (Botley)	North (Vale)	Adult Football	Available for community use and used	Standard	None
968	THRUPP LANE 1		North (Vale)	Adult Football	Available for community use and used	Standard	Unknown
969	THRUPP LANE 2		North (Vale)	Youth Football 9v9	Available for community use and used	Standard	Unknown
971	THRUPP LANE 3		North (Vale)	Mini Soccer 7v7	Available for community use and used	Standard	Unknown
972	THRUPP LANE 4		North (Vale)	Mini Soccer 5v5	Available for community use and used	Standard	Unknown
569	BARROW HILLS		North (Vale)	Youth Football 11v11	Available for community use but unused	Standard	None

Pitch Ref No.	Pitch Name	Also known as	Sub-area	Pitch Size and Type	Community use category	Agreed pitch quality football	Quality of ancillary facilities
708	HARWELL LABS RECREATIONAL ASSOCIATION 1		South (Vale)	Adult Football	Available for community use and used		Standard
711	HARWELL LABS RECREATIONAL ASSOCIATION 4		South (Vale)	Mini Soccer 7v7	Available for community use and used		Standard
1075	RUTHERFORD LABS		South (Vale)	Adult Football	Available for community use and used	Good	Good
710	HARWELL LABS RECREATIONAL ASSOCIATION 3		South (Vale)	Youth Football 11v11	Available for community use but unused	Standard	Standard
712	HARWELL LABS RECREATIONAL ASSOCIATION 5		South (Vale)	Mini Soccer 7v7	Available for community use but unused	Standard	Standard
713	HARWELL LABS RECREATIONAL ASSOCIATION 6		South (Vale)	Mini Soccer 7v7	Available for community use but unused	Standard	Standard
767	KINGSTON BAGPUIZE SPORTS GROUND 3		West (Vale)	Youth Football 11v11	Available for community use and used	Poor	Standard
768	KINGSTON BAGPUIZE SPORTS GROUND 4		West (Vale)	Youth Football 11v11	Available for community use and used	Poor	Standard
769	KINGSTON BAGPUIZE SPORTS GROUND 5		West (Vale)	Youth Football 9v9	Available for community use and used	Standard	Standard
770	KINGSTON BAGPUIZE SPORTS GROUND 6		West (Vale)	Mini Soccer 5v5	Available for community use and used	Standard	Standard
771	KINGSTON BAGPUIZE SPORTS GROUND 7		West (Vale)	Mini Soccer 7v7	Available for community use and used	Standard	Standard

dd) Quality Audit Site Visit Notes

N.B.

The following table presents the notes from site visits / audits. They should be read with this in mind as the notes are a record of dictated notes on-site transcribed in Word. They may therefore contain typos and grammatical errors.

Pitch Name	Sub-area	Pitches	Facilities
ABINGDON UNITED FOOTBALL CLUB 1	North (Vale)	Abingdon United football club. Semi-pro club, very secluded, small car park but could share with church and community centre. Good floodlights security and fencing. Good quality facilities.	Good quality facilities, floodlit, well maintained and secure.
ANSON FIELD 1	North (Vale)	Anson Field, Marcham centre, Abingdon area, Village recreational green with dogwalkers. Brand new village hall with changing rooms. Amazing very large, two separate social event spaces kitchen changing rooms outside access very new and modern. Also, new 7v7 MUGA.	Anson Field, Marcham centre, Abingdon area, Village recreational green Dogwalkers. Brand new village hall with changing rooms. Amazing very large, two separate social event spaces kitchen changing rooms outside access very new and modern. Also, new 7v7 MUGA, painted green tarmac MUGA, floodlit basketball posts, netball court markings, tennis court markings. Basketball court marking. So there's a football built in goals. High quality fencing surface think it's 7v7 but small sided MUGA, large car park. Not open all the time, padlocked but father and son using it. Former grass pitches on site. Very faint markings can hardly tell. Don't think that they're playing football here. There is one set of adult goals and it looks like four areas that could be marked out for pitches. One junior 11v11 One Junior 9v9, 1x mini soccer 7v7 and 1 x mini soccer 5V5. Looks like a former pitch site, there's no pitch markings. Overall moderate slope but generally even good grass coverage boggy in some places, but generally standard quality pitches just no line markings.
APPLETON WITH EATON SPORTS FIELD 1	North (Vale)	Appleton Sports field Single track Rd site very long single track. Small car park when you get there. Recreational field with dog walkers. Good quality changing rooms. Bloke outside said there's referee changing etc, Kitchen good, all provision there.	Appleton Sports field Single track Rd site very long single track. Small car park when you get there. Recreational field with dog walkers. Good quality changing rooms. Bloke outside said there's referee changing etc, kitchen good, all provision there.
BOXHILL RECREATION GROUND 2	North (Vale)	Box Hill playing fields in Abingdon, also known as St. Edmunds Partners and youth community football with Oxford United. Two junior football pitches, 1x 11v11, 1x 9v9. Standard quality, not great grass coverage and uneven bumpiness, although site is generally flat, other areas of the site are even worse for slope, for unevenness. So no space for additional pitches without development works to site. Changing facilities poor to standard quality. There's also a basketball hoop and a MUGA and fitness	Changing facilities poor to standard quality. There's also a basketball hoop and a MUGA and fitness equipment around the outside of the park open for dog walkers. Car park, separate.

Pitch Name	Sub-area	Pitches	Facilities
		equipment around the outside of the park open for dog walkers. Car park, separate.	
BROOKES SPORT BOTLEY 1	North (Vale)	Oxford Brookes Sport University Botley two adult football pitches, both with goals, both good quality, flat, even etc. There are also two adult football pitch line markings, but one has no posts. Standard quality as pitches are sloped and patches of mud. Oxford Brookes Sport University Botley by car park is a 3G. Full size artificial grass pitch. It looks large enough to be full size and it has goals for a training match yet no 11v11 line markings only 5V5 football line markings, 5 courts floodlit excellent security fencing, good quality pitch looks new. Netting to go across for football. It's designed for 5-a-side football, but does have adult sized set of goals for training, run off not enough for matches.	Large standard quality clubhouse with changing rooms. Large car park with all provision for community use inside building. Looks dated and well used by well maintained.
CALDECOTT RECREATION GROUND 1	North (Vale)	Caldecott recreation ground in Abingdon. Large playing field site with dog walkers. Changing room block and car park with new fencing. Standard quality changing rooms, basic but looks standard. One full size adult football pitch marked out and posts left by the changing rooms securely. Good quality, nice and flat. Good pitch grass coverage, also on site two sets of goals, one for mini soccer, one for 11v11, junior football, yet no pitches marked out there. Only 1 x football adult football pitch marked out good quality. The rest of site is standard quality because unevenness but flat site. Also, at site is a training area. Grass pitch space looks overused and a bit muddy, but there's training lights. Next to the adult pitch.	Basic but standard quality changing room block, not clubhouse.
CLOSES FIELD 1	North (Vale)	Closes fields. 3 football pitch site. Far side 2x 11v11 Junior football pitches with moderate slope and slight unevenness. Standard quality. Good line markings. Both those two pitches are over marked with 2x 5V5 on each pitch. So 2x 11v11 junior with 4x 5V5 soccer pitches moveable goals for mini soccer by pitches. Also on site is an adult grass football pitch which is over marked long ways with a junior 11v11 football pitch and 1x mini soccer 5v5 pitches. This pitch is more even, grass coverage is ok. Grass cutting good everywhere. However, boggy at one side of the site, because slight slope, moderate slight slope over whole site. Standard quality pitches.	Closes field pavilion looks old yet designed well with large kitchen and veranda area. Smallish car park. And small number of changing rooms standard to poor quality changing facility looks standard but not very appealing for players.
DRAYTON VILLAGE HALL	North (Vale)	Drayton Football Club, also known as Drayton Village Hall. One junior 11v11 football pitch site, uneven but flat, no slope, it's just bumpy and safety margins for line marking are really bad. Edge of pitch goes right to	Poor quality old and worn out facilities. External and internal areas are poor quality and in need of refurbishment. Unappealing for players.

Pitch Name	Sub-area	Pitches	Facilities
		the edge of site, no more additional space for pitches because additional space is used for training, no pitch marked out and small goals with some training lights. Separate changing block for football, building looks poor quality but secure. Drayton Hall, known as Drayton Village Hall. Is a large building has been added to overtime and looks poor quality and in need of refurbishment. Drayton Table Tennis Club said they were promised new sports hall here. Car park is poor-standard quality, some potholes and not very smooth. But big enough for one pitch site. Open Access for dog walking. It's a standard quality site.	
FOGWELL ROAD RECREATION GROUND 2	North (Vale)	Fogwell Rd Recreation Area, also known as Botley boys and Girls Football Club. One 11v11 junior grass football pitch. Standard quality. Due to unevenness. Grass cutting OK coverage. OK, slight slope, moderate slope because it's a recreational field. Dog walkers not allowed due to sign, but can still access playground area on site. Also on site 1x 7v7 and 1x 5v5 for mini soccer football pitches . One marked out at far end that is more sloped and uneven could be poor quality. Grass coverage OK. Line markings OK. Also on site is 9v9 junior football pitch blue line markings that overlap very small percentage of adult pitch, doesn't look over used so effectively not over marked. No room for additional pitches.	Fogwell Rd Recreation Area, also known as Botley Boys and Girls Football Club. Very good quality gate for security, good access road and car park with gravel and fencing. All high quality. Changing in clubhouse with enough changing rooms, 2 doors for accessing pitch, good quality looks recently refurbished.
FOREST SIDE 1	North (Vale)	Forest side playing fields. Lovely village location in Kennington. Recreation ground with three football pitches. One 11v11 Junior, 1 x 9V9 junior and 1 x 7v7 mini soccer. The whole site has a massive slope across it. The biggest slope I've seen so far, with patches of mud too, but generally the line markings are good and the grass coverage is good. Small changing room building that was locked up. Should have few sets of changing rooms in there with the goals next to a table tennis table and there's a BMX pump track in the far corner which is nicely kept and maintained. Looks well used, quite safe and the whole site has hedging around. There are dog walkers on site, small car park just on the edge of a residential area. Nice village site.	Small changing room block, basic standard quality with 2 changing rooms
GOOSEACRE	North (Vale)	Gooseacre playing fields in Radley with Radley village hall. Recreational field, open access with small car park with separate changing pavilion that looks rundown and poor, but it's still usable. Probably just for cricket. There is 1 x junior football 11v11 pitch on this site, which has adequate grass coverage, flat, even but limited run off area. On the junior football pitch there are blue markings for a mini soccer pitch. It's right outside the clubhouse pavilion on the pitch. This makes the grass	On same site at Radley Village Hall which is good quality. Changing pavilion also on site looks rundown and poor quality, but it's still usable.

Pitch Name	Sub-area	Pitches	Facilities
		coverage poor on this section of the pitch. No obvious space to mark mini pitch out anywhere else on the site, unless on the junior pitches (Thrupp Lane) instead, but these pitches are more sloped. Gap in the hedge leading to Thrupp Lane pitches.	
OLD WALLINGFORD WAY RECREATION GROUND 1	North (Vale)	Sutton Courtney FC-3 football pitch site recreation ground. One adult pitch, 1 x Junior 11 v, 11, 1 x junior 9V9. No floodlights or grass pitch. But floodlights are an area. On side closest to car park and clubhouse. Car park is quite small. It's Wednesday afternoon and it's full of people walking their dogs single track access to the site. I had to pull over three times to let people through. Whole site is flat, fairly even good grass coverage, good grass cutting, good runoff areas. MUGA being installed brand new.	Good quality facilities, floodlit, well maintained and secure.
PLAYFIELD ROAD 1	North (Vale)	Playfield Road, Kennington playing fields association. Edge of a residential area in Kennington with a small car park. But it is a recreational site. Dogs walking and people using the site as a school next door. Good security fencing around. It's slightly sloped. Four football pitches on this site. One adult pitch, standard quality, 1 x junior 11v11 football pitch, and two mini soccer pitches (5v5 and 7v7). All standard quality but very sloped site. Adequate line markings and maintained. Changing room building looks really old and rundown.	Poor quality old and worn out facilities. External and internal areas are poor quality and in need of refurbishment. Unappealing for players.
RADLEY COLLEGE SPORTS CENTRE	North (Vale)	Three artificial grass pitches. Full-sized, floodlit and sand-based. Two have own pavilion and car park, and one has an athletics track around it with changing rooms available in the sports centre.	
SOUTHERN TOWN PARK 1	North (Vale)	Large football site with open access. Pitches are marked out in all spaces, very tight in places. There 11 football pitches in total at this site; 3x junior 11v11, 3x 9v9, 2x 7v7 and 3x 5v5. Training lights on 2x 7v7 mini soccer pitches and therefore poor grass coverage and overused. In addition to this, there are two further 11v11 junior pitches in blue line markings overmarked on 2x 9v9 pitches widthways. These pitches are muddy, overused, poor grass coverage, bit uneven but site is generally flat. The pitches that are not overmarked are adequate with more grass coverage, however the pitches are only standard.	Abingdon Youth Football Club Southern Park, Abingdon. Clubhouse good quality, relatively new football foundation funding linked to Oxford United. Pavilion is large, good social space, good containers for storage. Good car park. Good quality clubhouse.
THE HEIGHTS 1	North (Vale)	Milton United Football Club. Also known as The Heights, Milton hill. Very good quality pitch, the first team pitch has a fence, hard standing, covered seating. Large clubhouse. And rails around the pitch and then a further fence so you can't see in, but the clubhouse is made-up of	Poor quality old and worn out facilities. External and internal areas are poor quality and in need of refurbishment. Unappealing for players.

Pitch Name	Sub-area	Pitches	Facilities
		Portacabins. Really run down, really shoddy, but the pitch is good. Good grass coverage and cutting. There is also a second adult football pitch on site. With goals also. Good quality, good grass cutting, good line markings and goals. Well secured site. Although people can get on for dog walking but there is security fencing stop antisocial behaviour also. Training lights On that area, first team pitch has floodlights. Next to Football club is bowls club. Site is next to new housing development. On the edge of Milton. Lots more room for further housing. And sports facilities if needed.	
TILSLEY PARK SPORTS COMPLEX	North (Vale)	Tilsley Park in Abingdon. High quality 3G pitches. 3 small sided (5v5) floodlights and a Seven aside Football 3G AGP. High-quality over markings for 5v5. Excellent site. Security fencing. All high quality fencing. Car park huge. Also on site are 2 water based artificial pitches, full size, floodlit, high quality security fencing. All equipment, dugouts goals looks good. Spectator seating for both pitches. Football goals also out. For full size football on water based over markings. Only tennis court markings on one hockey pitch. No other markings on 2nd hockey pitch. High quality. Also on site is athletics track 8 lane 400 metre track with track and field facilities and a Sprint straight. Fully floodlit with a high quality 3G in the middle. Full size football.	
WOOTTON & DRY SANDFORD COMMUNITY CENTRE	North (Vale)	Wotton and dry Sandford community centre and playing fields. Preschool with good quality building and police headquarters. Adjacent is a poor quality mobile changing room building with metal containers for goals. Poor quality 3 football pitches on this site, 2 adult grass pitches, one of which is poor quality. Mud patches, grass, overgrown line markings fading. Slope to whole site and an unevenness too. Second adult football pitch is better quality, standard quality. However still uneven and sloped. Grass cover is better on the second pitch. Also, a mini soccer 7V7 which is sloped and uneven with patchiness. So standard quality as well. Also onsite is a 7v7 sized MUGA tarmac with one tennis court marked out, no Nets, 2 basketball courts Nets and two football 5-a-side marked out, yet no goals. Pretty poor site. Village Recreation Green dog walkers. No room for extra pitches, although there are two goals up for recreational shooting and training. No floodlights on pitches, but the MUGA is floodlit, two goals permanent rusty for recreational use and maybe training.	Wotton and dry Sandford community centre and playing fields. Preschool with good quality building and police headquarters. Adjacent is a poor quality mobile changing room building with metal containers for goals.
ALFREDIAN PARK 1	South (Vale)	Wantage Town football club. Manor Rd. First team pitch perimeter fencing. Good quality floodlights. Hardstanding spectator changing room	Standard quality clubhouse with all provision that's required.

Pitch Name	Sub-area	Pitches	Facilities
		screening. Good quality second adult pitch. And two more adult pitches. So there is Wantage Town first team pitch and three adult pitches football. There are also 2x 9v9, 2x 7v7 and 2x 5v5. All pitches except first team pitch have adequate grass coverage. Goals are secure. Moderate slope. Adequate even. And training grid area. No training lights. First team pitch, floodlit and has changing facilities that you can access for all pitches. Dog walkers. All provision required inside, standard quality. Training lights over grassed area. Overused muddy, not very flat.	
ARDINGTON AND LOCKINGE SPORTS CLUB 1	South (Vale)	Arlington Sports Club recreational field site. Good line markings, good grass coverage, moderate slope, some unevenness. Four pitch football site 1x 5v5, 1x7v7, 1x 11 V 11 with a 9 V, 9 over marked and 1 x adult pitch with permanent goals. Good grass coverage.	Large good quality clubhouse with changing rooms. Large car park with all provision for club use inside building. Looks well maintained.
BLEWBURY RECREATION GROUND 2	South (Vale)	Blewbury Recreation Ground. It's a recreational field for a nice large wooden barn with changing rooms. There's also a few buildings. A man shed, outbuilding and a rehearsal rooms for brass band out. Playing fields Open Access with dog walkers. The general slopes their site from left to right, so the site is severely sloped. There are two junior football pitches, and two mini soccer pitch. So, four football pitches all standard quality, cricket pitch in the middle, nets to one side.	Blewbury Recreation Ground. It's a recreational field for a nice large wooden barn with changing rooms.
EAST HENDRED SPORTS GROUND 1	South (Vale)	East Hendred recreation ground. One football pitch adult very, very sloped pitch, uneven, grass cutting good line marking is good. Pit grass coverage good. No floodlights clubhouse, village hall very good, large, good quality. Also on site. Two sets of goals. Yet only one pitch, no area for another pitch marked out is too sloped anyway. Small metal container with gazebo over the top and rubber flooring on the edge of playing field suggests use for changing rooms. Maybe for the junior goals, but there's only 1 x adult pitch marked out on this site. By the metal containers pitch are training lights, so those goals are used for training.	Good quality facilities, well maintained and secure.
GROVE RECREATION LANE 1	South (Vale)	Grove recreation Ground. Two adult football pitches; one with Junior 11V11 over marked, and one with 2x 7V7 over marked widthways. Further, 2x 7v7 mini soccer pitches on this site. All pitches are moderately sloped, some unevenness and adequate grass coverage. Large clubhouse, standard quality everything you need.	Standard quality clubhouse with all provision that's required.
HARWELL LABS RECREATIONAL ASSOCIATION 1	South (Vale)	Harwell Labs Recreational Association large pavilion with everything you need. Good quality cricket club pavilion but changing rooms for football. 4 football pitches. One adult, 3x 7v7. All flat, all good quality line markings, grass cuttings, good grass coverage on the adult pitch. 3	Harwell Labs Recreational Association large pavilion with everything you need. Good quality cricket club pavilion but changing rooms for football. 4 football pitches. One adult, 3x 7v7. All flat, all good quality line markings, grass cuttings, good grass coverage on the adult pitch. 3 juniors have

Pitch Name	Sub-area	Pitches	Facilities
		<p>juniors have adequate grass coverage, but the adult is really good. Three sets of junior goals out. One permanent goal for adult pitch. No floodlights. Large car park. The other side of the car park is an 11v11 junior football pitch and an adult rugby pitch. Both flat really good grass coverage on the rugby pitch. Adequate grass coverage on the football (kids playing there for kickabout at time of visit) all good line markings and posts. Wooden Pavilion on this side of car park is very basic serving the rugby and football pitch. Also, training lights on quite a large grass area by pitches. Heavily overused. Probably training for football and rugby. Very muddy.</p>	<p>adequate grass coverage, but the adult is really good. Three sets of junior goals out. One permanent goal for adult pitch. No floodlights. Large car park. The other side of the car park is an 11v11 junior football pitch and an adult rugby pitch. Both flat really good grass coverage on the rugby pitch. Adequate grass coverage on the football (kids playing there for kickabout at time of visit) all good line markings and posts. Wooden Pavilion on this side of car park is very basic serving the rugby and football pitch. Also, training lights on quite a large grass area by the pitches. Heavily overused. Probably training for football and rugby. Very muddy.</p>
HARWELL PRIMARY SCHOOL	South (Vale)	<p>Harwell Community School Primary School. Has a junior Football pitch looked quite level with goals up, but we couldn't get into the site. There's also on Google Maps, a small artificial grass pitch, small sided, but couldn't see it all. Very locked up, but the grass pitch looks very nice.</p>	
HARWELL RECREATION GROUND 1	South (Vale)	<p>Harwell recreation ground or village park as it is called on Google maps. Very big open site, lots of dog walkers. And natural tree line in the middle. And the far side didn't have any pitches marked out, so it could be for cricket. On the near side of the site is an adult football pitch marked out no other pitch markings, but there were four goals and a training area. The training area has floodlights and area is worn out and muddy. Generally the site is poor quality. Grass was slightly long and bumpy and muddy patches on pitch. But there were changing rooms that were locked up and looked quite old, and a maintenance shed good quality, fitness equipment and a small play area also on site.</p>	<p>Changing block looked old and poor quality</p>
TUGWELL FIELD 1	South (Vale)	<p>Tugwell Field in Wantage. 2 football pitches. One Junior 11 V 11, 1x 5v5, two sets of goals around. Nice perimeter fence stopping dog walkers, very nice, new car park and pavilion. Joined with local Band building. Car Park and Pavilion being refurbished.</p>	<p>Very nice, new car park and pavilion. Joined with local band building. Car park and pavilion being refurbished. Looks high quality, almost finished refurbishment.</p>
AIREY NEAVE MEMORIAL GROUND 1	West (Vale)	<p>Watchfield recreation ground adult football pitch only. Uneven but flat, good grass coverage. No flood lights. Recreation Ground dog walkers, little play area. Good quality clubhouse large enough. Also 5V5 football cages with basketball hoops, built-in Nets, secure fencing, not floodlit. With padlock tarmac. Good quality and paintings. Good Quality car park. Nice enough, good quality. No space for additional pictures because they're at the top where there could be is really muddy. Pitch has good grass coverage, but unevenness.</p>	<p>Large standard quality clubhouse with changing rooms. Large car park with all provision for community use inside building. Looks dated and well used by well maintained.</p>

Pitch Name	Sub-area	Pitches	Facilities
CRAVEN PLAYING FIELDS 1	West (Vale)	Uffington Sports Club One adult football pitch perimeter fencing floodlights. Secure goals dug out. Good quality pitch flat. Everything's good clubhouse looks standard quality, but everything you need.	Standard quality clubhouse with all provision that's required.
KINGSTON BAGPUIZE SPORTS GROUND 3	West (Vale)	Kingston Bagpuize Recreational field. Football pitch site. Brand new changing room block with village hall facilities and car parking. Car parking. Small building is amazing. Very good. Got 2x junior 11v11 football pitches. One is at the bottom of the site, which is flat. First team pitch, good quality, good markings, line coverage, grass coverage also on site. The second 11v11 junior football pitch and the junior 9v9, 7v7 and 5v5 mini soccer pitches are moderately sloped and slightly uneven, ok grass coverage and line markings, standard quality. Five pitches in total on this site. There are also temporary floodlights that can be put up for matches or training. Moveable training lights, not sure if good enough for matches. Four floodlights. Also training area with permanent training lights - Muddy but flat. Two separate areas with floodlights for training.	Kingston Bagpuize Recreational field. Football pitch site. Brand new changing room block with village hall facilities and car parking. High quality provision.
LETCOMBE REGIS RECREATION GROUND 1	West (Vale)	Letcombe Regis Bassett Rd. One football pitch site adult good grass coverage, flat, but there's a moderate slope. Perimeter fencing hardstanding no floodlights. Dugouts secure goals. Really nice surface.	Shared clubhouse with tennis and cricket. Good quality and all provision provided for changing.
SHRIVENHAM FC	West (Vale)	Scrivenham Town Football Club has a first team pitch. Very good quality clubhouse. Fencing and floodlights. All of it very good for semi-professional club site.	Very secure sites with fencing around. League facilities with stand and all the provision you need. Good quality clubhouse.
STANFORD IN THE VALE RECREATION GROUND	West (Vale)	Stanford in the Vale. Cottage Rd. 2 x football pitches. 1 x adult football pitch. Flat good grass coverage, good line markings. Slightly more uneven but flat and adequate grass coverage. Training lights over 7V7 mini soccer and area adjacent. Adult goals and junior goals stored securely. Also on site is a 7V7 sized MUGA, but tarmac basketball and built in football goals. Faint line markings, not slippery. Not that much stones, but moss. And dated surface. Also onsite is old skate park. Very secure sites with fencing around. No dog walkers. Small car parked by clubhouse. Changing rooms and all the provision you need. Good quality clubhouse.	Very secure sites with fencing around. No dog walkers. Small car park by clubhouse. Changing rooms and all the provision you need. Good quality clubhouse.
TUCKER PARK RECREATION GROUND 1	West (Vale)	Farringdon football club. Three adult football pitches, severe slope, good grass coverage, good line markings, slightly uneven. The rest is OK. Also a mini soccer 7V7. Has also severe slope and grass coverage only adequate and quite uneven. Clubhouse is large new bar. All the facilities you need lots of goals. Securely placed. Not sure where the mini goals get used. No	Clubhouse has a large new bar. All the facilities you need, good quality. Lots of goals, securely placed. Car Park is small.

Pitch Name	Sub-area	Pitches	Facilities
		over markings. 4 football pitches in total. Car Park is small, training lights at top of site on an area. It's really sloped.	
UTC OXFORDSHIRE	South (Vale)	UTC College site with small sided artificial pitch, sand based, floodlit, with loads of markings for other sports. It's got its own separate car park with space for about 100 spaces, but you can also access the AGP from the school side. There's also an ASDA nearby with more car parking. It's a fantastic site for community use pitches. Good quality pitch but no dedicated changing rooms (might be inside college building but I didn't go in).	

ee) Quality Ratings (AGPs)

Pitch Name	Sub-area	Pitch Type	Community use category	Security of community use	Agreed pitch quality
BROOKES SPORT BOTLEY 4	North (Vale)	3G	Available for community use and used	Unsecure	Standard
BROOKES SPORT BOTLEY 5	North (Vale)	3G	Available for community use and used	Unsecure	Standard
BROOKES SPORT BOTLEY 6	North (Vale)	3G	Available for community use and used	Unsecure	Standard
BROOKES SPORT BOTLEY 7	North (Vale)	3G	Available for community use and used	Unsecure	Standard
BROOKES SPORT BOTLEY 8	North (Vale)	3G	Available for community use and used	Unsecure	Standard
RADLEY COLLEGE SPORTS CENTRE 11	North (Vale)	Sand	Available for community use and used	Unsecure	Good
RADLEY COLLEGE SPORTS CENTRE 12	North (Vale)	Sand	Available for community use and used	Unsecure	Good
RADLEY COLLEGE SPORTS CENTRE 13	North (Vale)	Sand	Available for community use and used	Unsecure	Good
TILSLEY PARK SPORTS COMPLEX 1	North (Vale)	3G	Available for community use and used	Unsecure	Good
TILSLEY PARK SPORTS COMPLEX 2	North (Vale)	3G	Available for community use and used	Unsecure	Good
TILSLEY PARK SPORTS COMPLEX 3	North (Vale)	3G	Available for community use and used	Unsecure	Good
TILSLEY PARK SPORTS COMPLEX 4	North (Vale)	3G	Available for community use and used	Unsecure	Good
TILSLEY PARK SPORTS COMPLEX 5	North (Vale)	Sand	Available for community use and used	Unsecure	Good
TILSLEY PARK SPORTS COMPLEX 6	North (Vale)	Sand	Available for community use and used	Unsecure	Good

TILSLEY PARK SPORTS COMPLEX 7	North (Vale)	3G	Available for community use and used	Unsecure	Standard
UTC OXFORDSHIRE 1	South (Vale)	Sand	Available for community use and used	Unsecure	Standard
Harwell Primary School	South (Vale)	3G	Available for community use and used	Unsecure	Standard
THE DEFENCE ACADEMY (SHRIVENHAM STATION) 3	West (Vale)	Sand	Available for community use and used	Unsecure	Poor

ff) Cycle Provision

Pitch Name	Sub-area	Cycle parking on-site	Cycle parking secure (lit, cctv, visible)	Number of cycle stands
ABINGDON UNITED FOOTBALL CLUB	North (Vale)	Yes	Yes	4
ANSON FIELD	North (Vale)	Yes	Yes	3
APPLETON WITH EATON SPORTS FIELD	North (Vale)	No	No	0
BOXHILL RECREATION GROUND	North (Vale)	No	No	0
BROOKES SPORT BOTLEY	North (Vale)	Yes	Yes	4
CALDECOTT RECREATION GROUND	North (Vale)	No	No	0
CLOSES FIELD	North (Vale)	No	No	0
DRAYTON VILLAGE HALL	North (Vale)	No	No	0
FOGWELL ROAD RECREATION GROUND	North (Vale)	No	No	0
FOREST SIDE	North (Vale)	No	No	0
GOOSEACRE	North (Vale)	No	No	0
OLD WALLINGFORD WAY RECREATION GROUND	North (Vale)	Yes	Yes	4
PLAYFIELD ROAD	North (Vale)	No	No	0
RADLEY COLLEGE SPORTS CENTRE	North (Vale)	Yes	Yes	6
SOUTHERN TOWN PARK	North (Vale)	Yes	Yes	2
THE HEIGHTS	North (Vale)	No	No	0
TILSLEY PARK SPORTS COMPLEX	North (Vale)	Yes	Yes	20
WOOTTON & DRY SANDFORD COMMUNITY CENTRE	North (Vale)	No	No	0
ALFREDIAN PARK	South (Vale)	No	No	0
ARDINGTON AND LOCKINGE SPORTS CLUB	South (Vale)	No	No	0
BLEWBURY RECREATION GROUND	South (Vale)	No	No	0
EAST HENDRED SPORTS GROUND	South (Vale)	Yes	Yes	1
GROVE RECREATION LANE	South (Vale)	No	No	0
HARWELL LABS RECREATIONAL ASSOCIATION	South (Vale)	No	No	0
HARWELL RECREATION GROUND	South (Vale)	Yes	Yes	3
TUGWELL FIELD	South (Vale)	Yes	Yes	1
UTC OXFORDSHIRE	South (Vale)	Yes	Yes	8
AIREY NEAVE MEMORIAL GROUND	West (Vale)	No	No	0

Pitch Name	Sub-area	Cycle parking on-site	Cycle parking secure (lit, cctv, visible)	Number of cycle stands
CRAVEN PLAYING FIELDS	West (Vale)	No	No	0
KINGSTON BAGPUIZE SPORTS GROUND	West (Vale)	Yes	Yes	1
LETCOMBE REGIS RECREATION GROUND	West (Vale)	Yes	Yes	1
SHRIVENHAM FC	West (Vale)	No	No	0
STANFORD IN THE VALE RECREATION GROUND	West (Vale)	No	No	0
TUCKER PARK RECREATION GROUND	West (Vale)	No	No	0

gg) Other key issues

Pitch Ref No.	Pitch Name	Site Name	Club Name	Sub-area	Pitch Size and Type	Surface	Sources	Comments Club	Comments Pitch and Site
526	ABINGDON SCHOOL AND SPORTS CENTRE 1	ABINGDON SCHOOL AND SPORTS CENTRE	Abingdon School and Sports Centre	North (Vale)	Adult Football	Grass	BBFA		Option for 3G on the site - discussions have taken place.
542	ABINGDON UNITED FOOTBALL CLUB 1	ABINGDON UNITED FOOTBALL CLUB	Abingdon United FC	North (Vale)	Adult Football	Grass	BBFA		Also have two junior pitches on the site. Wanted to sell the area west of their main pitch (which has the two junior pitches on it) for housing and relocate but alternative sites not ideal (e.g. in floodplain). Club does not necessarily wish to move but they would if the benefits of a move are sufficient. Club has previously offered its site for a 3G.
588 and 589	BOXHILL RECREATION GROUND	BOXHILL RECREATION GROUND	St Edmunds FC	North (Vale)	Adult Football	Grass	St Edmunds FC	<p>16 teams at the time the data was gathered. Club largely nomadic as split across Abingdon and beyond - Wootton and Appleford. Need "home" ground in Abingdon, ideally. Little or no opportunity to grow as a club - lack of pitch time in Abingdon, grass at weekends and AGPs for training weekdays - the main issue.</p> <p>As of July 2023, the club's growth rate is significant, with 21 teams (as of 2023 July), and now have 7 x 9 v 9 teams for this season. This exceptional</p>	<p>Matches at Boxhill, and also Wootton and Dry Community Centre and Appleford Rec. Insufficient room on site for a 11v11 to recommended size. Boxhill not a great playing field for pitches, very poor quality and on a landfill site. Parking an issue - residents sometimes complain. Nothing really any available pitch time for matches or training for the club in Abingdon for 5v5 and 11-a-side. Difficult to get any training time weekday evenings apart from on Fridays. Often training in halls and outside of Abingdon. Have tried to get storage containers onto grass pitch sites but scuppered by planning and cost that they would be hired out to the club.</p>

Pitch Ref No.	Pitch Name	Site Name	Club Name	Sub-area	Pitch Size and Type	Surface	Sources	Comments Club	Comments Pitch and Site
								growth Will need to be recognised in the assessment and plans for future provision for the club.	Club has seen two break-ins at Boxhill in recent months (clubhouse, tuck shop, graffiti too). Summary - need additional grass pitches, AGP (3G ideally) and ancillary facilities in the town.
839	RADLEY COLLEGE SPORTS CENTRE 12	RADLEY COLLEGE SPORTS CENTRE	Abingdon Youth FC	North (Vale)	AGP	AGP - sand filled	Abingdon Youth FC		Hockey pitches at Radley College not very good condition and surface erodes training balls too quickly. Abingdon Youth FC can only use the blue hockey AGPs for training at Tilsley Park. Blue pitches can freeze in winter as very little sand on the pitches. No slots on 3G at Tilsley Park. Athletics training on track around 3G means that availability for football much reduced as cannot use 3G when track in use. Can only get a Friday evening slot on the 3G. Very little availability on 7v7 3G pens at Tilsley Park due to demand from social and small-sided game play. Tilsley Park funded by Abingdon School and considered that the school has monopoly on demand at the moment. Costs going up too as a result. Difficult to get any training time weekday evenings apart from on Fridays. Summary - need additional grass pitches, AGP (3G ideally) and ancillary facilities in the town.
880	SOUTHERN TOWN PARK 1	SOUTHERN TOWN PARK	Abingdon Youth FC	North (Vale)	Youth Football 11v11	Grass	1. Abingdon Youth FC 2. BBFA	1. 29 teams. Could take more players but no capacity due to lack of capacity - combination of not	1. Southern Town Park home pitches. Train at Radley College (middle AGP) and Tilsley Park (mainly blue hockey pitches). Pitch closest to clubhouse in poor state.

Pitch Ref No.	Pitch Name	Site Name	Club Name	Sub-area	Pitch Size and Type	Surface	Sources	Comments Club	Comments Pitch and Site
								<p>enough volunteers, pitch time and concern about large age groups moving through the pathway creating capacity issues in later years.</p> <p>Little or no opportunity to grow as a club - lack of pitch time in Abingdon, mainly AGPs for training weekdays - the main issue.</p> <p>Waiting list for U7s - 14 players.</p>	<p>Southern Town Park (Lambrick Way) on old landfill site and affects quality. Parking an issue - residents sometimes complain. Have in the past used some of rugby club site (not on a rugby pitch) at Lambrick Way but area was too wet to use regularly and not always available to use when the FC needs it. Also had some push back from clubs officials even though formally had permission to use the space as long as football activity did not interrupt rugby training etc. So have not used the site this year as a result.</p> <p>Can only use the blue hockey AGPs for training at Tilsley Park. Blue pitches can freeze in winter as very little sand on the pitches. No slots on 3G at Tilsley Park. Athletics training on track around 3G means that availability for football much reduced as cannot use 3G when track in use. Can only get a Friday evening slot on the 3G.</p> <p>Very little availability on 7v7 3G pens at Tilsley Park due to demand from social and small-sided game play.</p> <p>Tilsley Park funded by Abingdon School and considered that the school has monopoly on demand at the moment. Costs going up too as a result.</p> <p>Hockey pitches at Radley College not very good condition and surface erodes training balls too quickly.</p> <p>Difficult to get any training time weekday evenings apart from on Fridays.</p> <p>Have explored sports lighting of grass</p>

Pitch Ref No.	Pitch Name	Site Name	Club Name	Sub-area	Pitch Size and Type	Surface	Sources	Comments Club	Comments Pitch and Site
									<p>pitches for training, but then risk overuse and reducing quality.</p> <p>Have tried to get storage containers onto grass pitch sites but scuppered by planning and cost that they would be hired out to the club.</p> <p>Grass pitches largely unplayable for much of the 2022/23 season.</p> <p>Summary - need additional grass pitches, AGP (3G ideally) and ancillary facilities in the town.</p> <p>2.</p> <p>At least 3 pitches per quality. During 2022/23 season these were largely unplayable for much of the season, placing further pressure on the ability of the club to lay matches on their site.</p>
944	THE HEIGHTS 1	THE HEIGHTS	Milton United	North (Vale)	Adult Football	Grass	BBFA	National League club.	<p>Looking at a 3G on the site.</p> <p>New pavilion and office space for the Parish Council with s106 in play for ancillary facilities and one s106 for the 3G.</p>
973	TILSLEY PARK SPORTS COMPLEX 1	TILSLEY PARK	<p>1. Abingdon HC</p> <p>2. Abingdon Youth FC</p>	North (Vale)	AGP	AGP - sand dressed	<p>1. EH</p> <p>2. Abingdon Youth FC</p>	<p>1. EH</p> <p>Pilgrims merged with club some time ago.</p>	<p>1. EH</p> <p>Also use Pitch 5 (sand dressed AGP). Concern if no sink fund is in place for hockey pitch. If additional 3G provision made in Abingdon, could some football be moved off to increase capacity for hockey in evenings.</p> <p>2. Abingdon Youth FC</p> <p>Abingdon Youth FC can only use the blue hockey AGPs for training at Tilsley Park. Blue pitches can freeze in winter as very little sand on the pitches. No slots on 3G</p>

Pitch Ref No.	Pitch Name	Site Name	Club Name	Sub-area	Pitch Size and Type	Surface	Sources	Comments Club	Comments Pitch and Site
									<p>at Tilsley Park. Athletics training on track around 3G means that availability for football much reduced as cannot use 3G when track in use. Can only get a Friday evening slot on the 3G.</p> <p>Very little availability on 7v7 3G pens at Tilsley Park due to demand from social and small-sided game play.</p> <p>Tilsley Park funded by Abingdon School and considered that the school has monopoly on demand at the moment. Costs going up too as a result.</p> <p>Hockey pitches at Radley College not very good condition and surface erodes training balls too quickly.</p> <p>Difficult to get any training time weekday evenings apart from on Fridays.</p> <p>Summary - need additional grass pitches, AGP (3G ideally) and ancillary facilities in the town.</p>
699	GROVE RECREATION LANE 1	GROVE RECREATION LANE	Grove Challengers FC	South (Vale)	Adult Football	Grass	BBFA	Junior and youth teams.	<p>Pitch used by FC likely to move to new airfield development pitch and this one to be used by rugby club.</p> <p>FC taking on new pitches in new airfield development and so rugby club will use this and the second football pitch when this move takes place.</p> <p>However, new 1st pitch on development site not very good quality. Total pitch provision for 4 x adult 11v11, 4 x Youth 11v11 and 6 x mini pitches. Have planning permission but delivery in stages / phases. Cricket also interested in a new pitch on the development.</p>

Pitch Ref No.	Pitch Name	Site Name	Club Name	Sub-area	Pitch Size and Type	Surface	Sources	Comments Club	Comments Pitch and Site
700	GROVE RECREATION LANE 2	GROVE RECREATION LANE	Grove Challengers FC	South (Vale)	Adult Football	Grass	Grove Challengers FC	<p>11 teams.</p> <p>Had to turn away 2 girls teams due to lack of pitch capacity and those teams instead went to Wantage. Would also like to have a disability team but pitch capacity and accessible changing facilities the main barriers.</p> <p>Too little pitch capacity for club to grow. Most teams going to train outside of town to train - halls for example.</p>	<p>Catalogue of errors on Recreation Ground site. Drainage ditches put in to improve quality (moling) but made too deep by maintenance contractors. PC had then to pay additional costs to rectify. Also some work done on rugby pitches too. Surface now playable but club had also to buy soil to help improve surface / fill moling to level. Some trenches still need periodic filling / topping up to make surface good. 1 x 11v11, 2 x 7v7 and 1 x 9v9 pitch at the Rec.</p> <p>Pitches probably "poor" quality / condition at the Rec.</p> <p>Balancing ponds on new development site do not seem to have capacity - seems that they have overflowed and flooded the Rec site.</p> <p>Plan is for club to move from current shared site with rugby to new airfield pitches in fullness of time. Chairman closely involved in new airfield pitches. One new pitch on airfield site still has telegraph pole on pitch.</p> <p>New changing rooms on new airfield pitches site (clubhouse) to go in when development gets to c.2,500 dwellings but currently only c.560 completed.</p> <p>Temporary containers being put in as a result.</p> <p>Club would prefer a 3G instead of one of the grass pitches proposed on the airfield development.</p> <p>2 new pitches put in on airfield development site. Not very good quality,</p>

Pitch Ref No.	Pitch Name	Site Name	Club Name	Sub-area	Pitch Size and Type	Surface	Sources	Comments Club	Comments Pitch and Site
									on clay soil and PC not keen to take them on until quality improved. Some mitigation done to pitches but now rabbits in there. Should eventually be c.13 pitches on the airfield site. Links to Wantage, Faringdon and Grove needs Assessment study (June 2022, South and Vale). Pitch used by FC likely to move to new airfield development pitch and this one to be used by rugby club.
765	KINGSTON BAGPUIZE SPORTS GROUND 1 - NO PITCH	KINGSTON BAGPUIZE SPORTS GROUND	Kingston Bagpuize Colts FC	West (Vale)	Adult Football	Grass	BBFA	Football club shares the ground with cricket club but not a good relationship. Had been a proposal to move cricket club off of the site and for additional pitches to be put in place on the site. However, cricket club now does not want to move. Further discussions therefore necessary about resolving issues. Alternatively, football club could move to a new site with an additional pitch or pitches to accommodate demand if new site could be found.	5 other pitches on the site. FC needs an additional pitch or pitches to accommodate demand.
931	STANFORD IN THE VALE RECREATION GROUND 1	STANFORD IN THE VALE RECREATION GROUND	Stanford in the Vale FC	West (Vale)	Adult Football	Grass	BBFA	Wanted to move sites over the road, but club has not been in contact with BBFA for some time.	

Pitch Ref No.	Pitch Name	Site Name	Club Name	Sub-area	Pitch Size and Type	Surface	Sources	Comments Club	Comments Pitch and Site
932	STANFORD IN THE VALE RECREATION GROUND 2	STANFORD IN THE VALE RECREATION GROUND	Stanford in the Vale Recreation Ground	West (Vale)	Mini Soccer 5v5	Grass	South and Vale DC		PC has aspirations for improvements to the playing field, including new pavilion. PC holding on to s106 money to help fund. Little CIL available from developments. Unsure if aspirations have been viability tested. Not sure if there is enough demand on site to support aspirations. PPS process can help inform.

Key Issue ID	Headline	Source	Approx Date	Sub-Area	Sport	Key issues
1	BBFA Key Issues	BBFA	Nov 2022	West (South Oxfordshire) South (Vale) North (Vale)	Football	Didcot - LFFP earmarked 3G and grass pitch challenges. Clubs have waiting lists, unmet demand. Not a lot of exported and imported demand. Concerns about sensitivity of 3G surface and climate change implications and the need to reassure LA Members. LLFP not prioritised for refresh as in the most recent tranche of LLFPs.
11	BBFA Key Issues	BBFA	Nov 2023	North (Vale)	Football	Abingdon - LFFP earmarked 3G and grass pitch challenges. Clubs have waiting lists, unmet demand. Not a lot of exported and imported demand. Concerns about sensitivity of 3G surface and climate change implications and the need to reassure LA Members. LLFP not prioritised for refresh as in the most recent tranche of LLFPs.
99	Faringdon Town Council	(via) S&VDC	Jul 2023	West (Vale)	Multi	1. What are the key issues with grass and artificial pitches (i.e., football, rugby, cricket and hockey) and changing facilities in Faringdon e.g., water-logging, lack of maintenance, over-use? Please specify which pitches and facilities have issues. The key issue is lack of space. This has a huge impact on sport in our town. There is a crisis in adequate facilities for all sports. The need and issue have become more apparent in recent months as new residents move in. Particular examples: <ul style="list-style-type: none"> The football s oversubscribed as is rugby. We don't have hockey or basketball and have been asked for this.

Key Issue ID	Headline	Source	Approx Date	Sub-Area	Sport	Key issues
						<ul style="list-style-type: none"> • Netball is oversubscribed and using school courts which are not fit for purpose, • There is no artificial pitch. • When football fields are wet in winter, they become boggy and juniors end up training on the narrow concrete drive. • The Rugby club do not have their own changing facilities they use cricket. There are not sufficient facilities to allow for a ladies or girls competitive team. • Parking is a real issue at the Cricket/Rugby pitch. <p>2. What are the key issues with leisure facilities (i.e. leisure centre, tennis, netball, bowls, archery) in Faringdon e.g., lack of availability at peak times, poor quality playing surface, no floodlights on outdoor courts?</p> <p>Again, the key issue is lack of space. This has a huge impact on sport in our town. There is a crisis in adequate facilities. There is one public use hall which is the only facility for indoor sport at Faringdon Leisure Centre, this hall is expensive and poor quality. No suitable indoor space for football, netball, rugby, hockey etc There is no indoor bowls facility. We have an indoor judo dojo which is in desperate need of renovation No MUGA Not enough space for Parkour NB. Contact the roller skating club to ask about their problems.</p> <p>3. Are there any significant barriers to sports participation in Faringdon e.g., lack of facilities, coaches, volunteers, cost to hire facilities?</p> <p>The barriers are again lack of facilities that meet the need in the town. The leisure centre fees are too high for local clubs. The netball club have to get a grant and the football and other clubs go out of town. The hall is often not clean or cleared for the netball club – a young player was recently injured slipping on mud left in the hall by the many school children who use. There are coaches and volunteers but lack of facilities hold them back</p> <p>4. Are you aware of any future development projects for new pitches and facilities in Faringdon? (We are aware of the 3G project at Faringdon College).</p>

Key Issue ID	Headline	Source	Approx Date	Sub-Area	Sport	Key issues
						The town council would like to help facilitate new facilities in the town. Land and money is needed alongside planning conditions to ensure land is provided.
2	Grove and Wantage	S&VDCs	Nov 2022	South (Vale)	Multi	Grove and Wantage - sensitivities around non-delivery of new Leisure Centre and recent re-assessment done by Strategic Leisure of potential use of funding set aside for delivery of alternative facilities.
3	Key Issues for S&VDCs	S&VDC	Nov 22	All	Multi	Too many pitches and pavilions to afford to maintain. Climate change / decarbonisation. Can funds be used from planning towards maintenance and management to assist viability. Oxfordshire CC LEA tend to provide too many pitches on school sites with no community use. Good at collecting funds for sport but not good at spending it.
4	Development Locations	S&VDC	Nov 22	West (South Oxfordshire) North (South Oxfordshire) South (Vale) North (Vale)	Multi	Land North of Bayswater Brook, near to Oxford. 1,450 dwellings, 2 tennis courts, no pitches. Culham Science Centre. 3,500 dwellings, Nortoft report specifies sports provision to be delivered. Oxford Brookes, possibly losing some pitches. Grove Airfield, lots of pitches planned. Great Western and Valley Park are the two major developments at Didcot Didcot NE site has allocation for playing fields and leisure centre but did not happen. Infrastructure Delivery Plan due a refresh. Informed by Nortoft work. 2020 SODC one includes a calculator for provision.
5	Active Oxfordshire discussion	Active Oxfordshire	18-01-23	All	Multiple	Priorities include children and young people, deprived areas, low income, healthy place shaping (built and natural environment). In South and Vale, Abingdon Caldicott is a particular focus area, with some parts of Didcot and Berinsfield. Swimming focus - covid catch-up for young learners, not enough water capacity (insufficient before covid too). Interest in BMX, skateboarding, climbing but less involved in latter. Faringdon cycle park - good example of good cycling hub, could be more. Located at rugby club site. Have worked closely with Didcot Girls' School, Abingdon Secondaries, Radley College and Wallingford School, e.g. school games. Opening School Facilities Sport England investment programme - run by the Active Partnership.
6	Active Travel	S&VDC	19-01-23	All	Multi	EV strategy last done 2021. Review likely to be part of Local Transport and Connectivity Plan (LTP5) - first stage done, County workstream. Area Travel Plans being done e.g. Didcot and possibly some in Vale in due course.

Key Issue ID	Headline	Source	Approx Date	Sub-Area	Sport	Key issues
						Strategic Active Travel Network - County doing this. Plan available and Louise Dell to send through. Intention is to connect the LCWIPs together (and for each town in time). LCWIP for Abingdon now adopted, or close. Live document / action plan, will evolve. Dalton Barracks strategic site in Vale LP. Didcot LCWIP in early stages of development.
7	Active Communities	S&VDC	19-01-23	All	Multi	Active Leisuire Cards - c.160 cards issued to households on low income, c.400 people. Also gave access to Dynamos and All Stars schemes last summer. Health walks. Working with village halls. Working with people in their homes. U-move - working with Active Oxfordshire with families on low income. Cost barrier to accessing village halls. Active Communities teams has no budget to pay for reducing cost of access to halls but would like to be able to improve access to halls for walking football, walking netball, etc. Have a list of activities in Vale village halls and now doing South Oxfordshire - Jo's colleague, Anna.
9	Member discussion	S&VDC	14-03-23	North (Vale)	All	Cricket club own part of football ground. Differences of opinion between clubs. Girls and womens sports is an opportunity and area of focus, as are walking sports. Interest in "upcoming" sports such as skateboarding, cycling, sports for less mobile (pickleball, walking sports). Referenced Active Community Strategy. Very active canoe club in the town with new canoe boathouse now in use for stoaring canoes.
10	Thame NP and Sports Strategy		03-05-23	East (South Oxfordshire)	Multiple	Thame NP and Sports Strategy to 2026. Review of NP in progress. Question about how much delivery has occurred re the Sports Strategy and how much work being done on sport as part of the NP.

4. CAPACITY

hh) Carrying capacity community use (grass) (match equivalents)

Pitch Ref No.	Pitch Name	Also known as	Settlement	Sub-area	Pitch Size and Type	Community use category	Security of community use	Agreed pitch quality football	Carrying Capacity Adult Football	Carrying Capacity Youth Football 11v11	Carrying Capacity Youth Football 9v9	Carrying Capacity Mini Soccer 7v7	Carrying Capacity Mini Soccer 5v5
542	ABINGDON UNITED FOOTBALL CLUB 1	THE NORTHCOURT	ABINGDON	North (Vale)	Adult Football	Available for community use and used	Secure	Poor	1				
543	ABINGDON UNITED FOOTBALL CLUB 2	THE NORTHCOURT	ABINGDON	North (Vale)	Youth Football 9v9	Available for community use and used	Secure	Poor			1		
550	ANSON FIELD 1	Anson Trust Recreation Ground	ABINGDON	North (Vale)	Adult Football	Available for community use and used	Secure	Poor	1				
552	ANSON FIELD 3	Anson Trust Recreation Ground	ABINGDON	North (Vale)	Youth Football 9v9	Available for community use and used	Secure	Standard			2		
1064	ANSON FIELD 4	Anson Trust Recreation Ground	ABINGDON	North (Vale)	Youth Football 9v9	Available for community use and used	Secure	Standard			2		

Pitch Ref No.	Pitch Name	Also known as	Settlement	Sub-area	Pitch Size and Type	Community use category	Security of community use	Agreed pitch quality football	Carrying Capacity Adult Football	Carrying Capacity Youth Football 11v11	Carrying Capacity Youth Football 9v9	Carrying Capacity Mini Soccer 7v7	Carrying Capacity Mini Soccer 5v5
1065	ANSON FIELD 5	Anson Trust Recreation Ground	ABINGDON	North (Vale)	Mini Soccer 7v7	Available for community use and used	Secure	Standard				4	
1066	ANSON FIELD 6	Anson Trust Recreation Ground	ABINGDON	North (Vale)	Mini Soccer 7v7	Available for community use and used	Secure	Standard				4	
553	APPLEFORD RECREATION GROUND		ABINGDON	North (Vale)	Adult Football	Available for community use and used	Secure	Standard	2				
1013	APPLEFORD RECREATION GROUND	Pitch marked on/over main pitch	ABINGDON	North (Vale)	Youth Football 9v9	Available for community use and used	Secure	Standard			2		
555	APPLETON WITH EATON SPORTS FIELD 1		ABINGDON	North (Vale)	Adult Football	Available for community use and used	Secure	Standard	2				
556	APPLETON WITH EATON SPORTS FIELD 2		ABINGDON	North (Vale)	Adult Football	Available for community	Secure	Standard	2				

Pitch Ref No.	Pitch Name	Also known as	Settlement	Sub-area	Pitch Size and Type	Community use category	Security of community use	Agreed pitch quality football	Carrying Capacity Adult Football	Carrying Capacity Youth Football 11v11	Carrying Capacity Youth Football 9v9	Carrying Capacity Mini Soccer 7v7	Carrying Capacity Mini Soccer 5v5
						use and used							
558	APPLETON WITH EATON SPORTS FIELD 4		ABINGDON	North (Vale)	Mini Soccer 7v7	Available for community use and used	Secure	Standard				4	
559	APPLETON WITH EATON SPORTS FIELD 5		ABINGDON	North (Vale)	Mini Soccer 7v7	Available for community use and used	Secure	Standard				4	
560	APPLETON WITH EATON SPORTS FIELD 6		ABINGDON	North (Vale)	Mini Soccer 7v7	Available for community use and used	Secure	Standard				4	
561	APPLETON WITH EATON SPORTS FIELD 7		ABINGDON	North (Vale)	Mini Soccer 7v7	Available for community use and used	Secure	Standard				4	
569	BARROW HILLS		ABINGDON	North (Vale)	Youth Football 11v11	Available for community use but unused	Unsecure	Standard		2			
588	BOXHILL RECREATION GROUND 2		ABINGDON	North (Vale)	Mini Soccer 7v7	Available for	Secure	Poor				2	

Pitch Ref No.	Pitch Name	Also known as	Settlement	Sub-area	Pitch Size and Type	Community use category	Security of community use	Agreed pitch quality football	Carrying Capacity Adult Football	Carrying Capacity Youth Football 11v11	Carrying Capacity Youth Football 9v9	Carrying Capacity Mini Soccer 7v7	Carrying Capacity Mini Soccer 5v5
						community use and used							
589	BOXHILL RECREATION GROUND 3		ABINGDON	North (Vale)	Mini Soccer 5v5	Available for community use and used	Secure	Poor					2
590	BROOKES SPORT BOTLEY 1		OXFORD	North (Vale)	Adult Football	Available for community use and used	Unsecure	Standard	2				
591	BROOKES SPORT BOTLEY 2		OXFORD	North (Vale)	Adult Football	Available for community use and used	Unsecure	Standard	2				
592	BROOKES SPORT BOTLEY 3		OXFORD	North (Vale)	Adult Football	Available for community use and used	Unsecure	Standard	2				
598	BROOKES SPORT BOTLEY 9		OXFORD	North (Vale)	Adult Football	Available for community use and used	Unsecure	Standard	2				

Pitch Ref No.	Pitch Name	Also known as	Settlement	Sub-area	Pitch Size and Type	Community use category	Security of community use	Agreed pitch quality football	Carrying Capacity Adult Football	Carrying Capacity Youth Football 11v11	Carrying Capacity Youth Football 9v9	Carrying Capacity Mini Soccer 7v7	Carrying Capacity Mini Soccer 5v5
605	CALDECOTT RECREATION GROUND 1		ABINGDON	North (Vale)	Adult Football	Available for community use and used	Secure	Standard	2				
606	CALDECOTT RECREATION GROUND 2		ABINGDON	North (Vale)	Adult Football	Available for community use and used	Secure	Standard	2				
607	CALDECOTT RECREATION GROUND 3		ABINGDON	North (Vale)	Mini Soccer 7v7	Available for community use but unused	Secure	Standard				4	
631	CLOSES FIELD 1		OXFORD	North (Vale)	Adult Football	Available for community use and used	Secure	Standard	2				
632	CLOSES FIELD 2		OXFORD	North (Vale)	Mini Soccer 7v7	Available for community use and used	Secure	Standard				4	
633	CLOSES FIELD 3		OXFORD	North (Vale)	Mini Soccer 7v7	Available for community	Secure	Standard				4	

Pitch Ref No.	Pitch Name	Also known as	Settlement	Sub-area	Pitch Size and Type	Community use category	Security of community use	Agreed pitch quality football	Carrying Capacity Adult Football	Carrying Capacity Youth Football 11v11	Carrying Capacity Youth Football 9v9	Carrying Capacity Mini Soccer 7v7	Carrying Capacity Mini Soccer 5v5
						use and used							
661	DRAYTON VILLAGE HALL	Drayton Recreation Ground	ABINGDON	North (Vale)	Youth Football 11v11	Available for community use and used	Secure	Standard		2			
662	DUNMORE ROAD		ABINGDON	North (Vale)	Youth Football 11v11	Available for community use but unused	Secure	Standard		2			
687	FOGWELL ROAD RECREATION GROUND 2		OXFORD	North (Vale)	Youth Football 11v11	Available for community use and used	Secure	Standard		2			
688	FOGWELL ROAD RECREATION GROUND 3		OXFORD	North (Vale)	Youth Football 9v9	Available for community use and used	Secure	Standard			2		
689	FOGWELL ROAD RECREATION GROUND 4	Marked on / over pitch 3	OXFORD	North (Vale)	Mini Soccer 5v5	Available for community use and used	Secure	Standard					4

Pitch Ref No.	Pitch Name	Also known as	Settlement	Sub-area	Pitch Size and Type	Community use category	Security of community use	Agreed pitch quality football	Carrying Capacity Adult Football	Carrying Capacity Youth Football 11v11	Carrying Capacity Youth Football 9v9	Carrying Capacity Mini Soccer 7v7	Carrying Capacity Mini Soccer 5v5
690	FOGWELL ROAD RECREATION GROUND 5	Marked on / over pitch 3	OXFORD	North (Vale)	Mini Soccer 7v7	Available for community use and used	Secure	Standard				4	
694	FOREST SIDE 1		KENNINGTON	North (Vale)	Youth Football 9v9	Available for community use and used	Secure	Standard			2		
695	FOREST SIDE 2		KENNINGTON	North (Vale)	Mini Soccer 7v7	Available for community use and used	Secure	Standard				4	
696	FOREST SIDE 3		KENNINGTON	North (Vale)	Mini Soccer 7v7	Available for community use and used	Secure	Standard				4	
698	GOOSEACRE		ABINGDON	North (Vale)	Youth Football 11v11	Available for community use and used	Unsecure	Standard		2			
781	LONG FURLONG		ABINGDON	North (Vale)	Youth Football 11v11	Available for community	Secure	Standard		2			

Pitch Ref No.	Pitch Name	Also known as	Settlement	Sub-area	Pitch Size and Type	Community use category	Security of community use	Agreed pitch quality football	Carrying Capacity Adult Football	Carrying Capacity Youth Football 11v11	Carrying Capacity Youth Football 9v9	Carrying Capacity Mini Soccer 7v7	Carrying Capacity Mini Soccer 5v5
						use but unused							
784	LOUIE MEMORIAL PAVILION 1		OXFORD	North (Vale)	Adult Football	Available for community use and used	Secure	Standard	2				
785	LOUIE MEMORIAL PAVILION 2		OXFORD	North (Vale)	Youth Football 9v9	Available for community use and used	Secure	Standard			2		
1057	LOUIE MEMORIAL PAVILION 3		OXFORD	North (Vale)	Mini Soccer 5v5	Available for community use and used	Secure	Standard					4
1020	OLD WALLINGFORD WAY RECREATION GROUND	Practice / training pitch	ABINGDON	North (Vale)	Youth Football 9v9	Available for community use and used	Secure	Standard			2		
804	OLD WALLINGFORD WAY RECREATION GROUND 1		ABINGDON	North (Vale)	Adult Football	Available for community use and used	Secure	Standard	2				

Pitch Ref No.	Pitch Name	Also known as	Settlement	Sub-area	Pitch Size and Type	Community use category	Security of community use	Agreed pitch quality football	Carrying Capacity Adult Football	Carrying Capacity Youth Football 11v11	Carrying Capacity Youth Football 9v9	Carrying Capacity Mini Soccer 7v7	Carrying Capacity Mini Soccer 5v5
805	OLD WALLINGFORD WAY RECREATION GROUND 2		ABINGDON	North (Vale)	Adult Football	Available for community use and used	Secure	Standard	2				
820	PLAYFIELD ROAD 1		KENNINGTON	North (Vale)	Adult Football	Available for community use and used	Secure	Standard	2				
822	PLAYFIELD ROAD 3		KENNINGTON	North (Vale)	Youth Football 11v11	Available for community use and used	Secure	Standard		2			
823	PLAYFIELD ROAD 4		KENNINGTON	North (Vale)	Mini Soccer 5v5	Available for community use and used	Secure	Standard					4
824	PLAYFIELD ROAD 5		KENNINGTON	North (Vale)	Mini Soccer 7v7	Available for community use and used	Secure	Standard				4	
868	SOUTHERN BYPASS GROUND 1	St Peter's College Rec (Botley)	OXFORD	North (Vale)	Adult Football	Available for community	Unsecure	Standard	2				

Pitch Ref No.	Pitch Name	Also known as	Settlement	Sub-area	Pitch Size and Type	Community use category	Security of community use	Agreed pitch quality football	Carrying Capacity Adult Football	Carrying Capacity Youth Football 11v11	Carrying Capacity Youth Football 9v9	Carrying Capacity Mini Soccer 7v7	Carrying Capacity Mini Soccer 5v5
						use and used							
880	SOUTHERN TOWN PARK 1		ABINGDON	North (Vale)	Youth Football 11v11	Available for community use and used	Secure	Poor		1			
889	SOUTHERN TOWN PARK 10		ABINGDON	North (Vale)	Mini Soccer 5v5	Available for community use and used	Secure	Standard					4
890	SOUTHERN TOWN PARK 11		ABINGDON	North (Vale)	Mini Soccer 7v7	Available for community use and used	Secure	Poor				2	
891	SOUTHERN TOWN PARK 12		ABINGDON	North (Vale)	Mini Soccer 7v7	Available for community use and used	Secure	Poor				2	
881	SOUTHERN TOWN PARK 2		ABINGDON	North (Vale)	Youth Football 11v11	Available for community use and used	Secure	Standard		2			

Pitch Ref No.	Pitch Name	Also known as	Settlement	Sub-area	Pitch Size and Type	Community use category	Security of community use	Agreed pitch quality football	Carrying Capacity Adult Football	Carrying Capacity Youth Football 11v11	Carrying Capacity Youth Football 9v9	Carrying Capacity Mini Soccer 7v7	Carrying Capacity Mini Soccer 5v5
882	SOUTHERN TOWN PARK 3		ABINGDON	North (Vale)	Youth Football 11v11	Available for community use and used	Secure	Standard		2			
883	SOUTHERN TOWN PARK 4		ABINGDON	North (Vale)	Youth Football 9v9	Available for community use and used	Secure	Poor			1		
884	SOUTHERN TOWN PARK 5		ABINGDON	North (Vale)	Youth Football 9v9	Available for community use and used	Secure	Poor			1		
885	SOUTHERN TOWN PARK 6		ABINGDON	North (Vale)	Youth Football 9v9	Available for community use and used	Secure	Standard			2		
887	SOUTHERN TOWN PARK 8		ABINGDON	North (Vale)	Mini Soccer 5v5	Available for community use and used	Secure	Standard					4
888	SOUTHERN TOWN PARK 9		ABINGDON	North (Vale)	Mini Soccer 5v5	Available for community	Secure	Standard					4

Pitch Ref No.	Pitch Name	Also known as	Settlement	Sub-area	Pitch Size and Type	Community use category	Security of community use	Agreed pitch quality football	Carrying Capacity Adult Football	Carrying Capacity Youth Football 11v11	Carrying Capacity Youth Football 9v9	Carrying Capacity Mini Soccer 7v7	Carrying Capacity Mini Soccer 5v5
						use and used							
933	STEVENTON SPORTS AND SOCIAL CLUB 1	STEVENTON VILLAGE GREEN	ABINGDON	North (Vale)	Adult Football	Available for community use and used	Secure	Standard	2				
935	STEVENTON SPORTS AND SOCIAL CLUB 3	STEVENTON VILLAGE GREEN	ABINGDON	North (Vale)	Youth Football 11v11	Available for community use but unused	Secure	Standard		2			
944	THE HEIGHTS 1		ABINGDON	North (Vale)	Adult Football	Available for community use and used	Secure	Standard	2				
945	THE HEIGHTS 2		ABINGDON	North (Vale)	Adult Football	Available for community use and used	Secure	Standard	2				
946	THE HEIGHTS 3		ABINGDON	North (Vale)	Youth Football 9v9	Available for community use and used	Secure	Good			4		
947	THE HEIGHTS 4		ABINGDON	North (Vale)	Mini Soccer 7v7	Available for	Secure	Standard				4	

Pitch Ref No.	Pitch Name	Also known as	Settlement	Sub-area	Pitch Size and Type	Community use category	Security of community use	Agreed pitch quality football	Carrying Capacity Adult Football	Carrying Capacity Youth Football 11v11	Carrying Capacity Youth Football 9v9	Carrying Capacity Mini Soccer 7v7	Carrying Capacity Mini Soccer 5v5
						community use but unused							
968	THRUPP LANE 1		RADLEY	North (Vale)	Adult Football	Available for community use and used	Unsecure	Standard	2				
969	THRUPP LANE 2		RADLEY	North (Vale)	Youth Football 9v9	Available for community use and used	Unsecure	Standard			2		
971	THRUPP LANE 3		RADLEY	North (Vale)	Mini Soccer 7v7	Available for community use and used	Unsecure	Standard				4	
972	THRUPP LANE 4		RADLEY	North (Vale)	Mini Soccer 5v5	Available for community use and used	Unsecure	Standard					4
999	WOOTTON & DRY SANDFORD COMMUNITY CENTRE 1	Wootton Recreation Ground	ABINGDON	North (Vale)	Adult Football	Available for community use and used	Secure	Standard	2				

Pitch Ref No.	Pitch Name	Also known as	Settlement	Sub-area	Pitch Size and Type	Community use category	Security of community use	Agreed pitch quality football	Carrying Capacity Adult Football	Carrying Capacity Youth Football 11v11	Carrying Capacity Youth Football 9v9	Carrying Capacity Mini Soccer 7v7	Carrying Capacity Mini Soccer 5v5
1028	WOOTTON & DRY SANDFORD COMMUNITY CENTRE 2	Wootton Recreation Ground	ABINGDON	North (Vale)	Adult Football	Available for community use and used	Secure	Poor	1				
1029	WOOTTON & DRY SANDFORD COMMUNITY CENTRE 3	Wootton Recreation Ground	ABINGDON	North (Vale)	Mini Soccer 7v7	Available for community use and used	Secure	Poor				2	
547	ALFREDIAN PARK 1	Wantage Town FC	WANTAGE	South (Vale)	Adult Football	Available for community use and used	Secure	Standard	2				
1006	ALFREDIAN PARK 10	Wantage Town FC	WANTAGE	South (Vale)	Adult Football	Available for community use and used	Secure	Standard	2				
548	ALFREDIAN PARK 2	Wantage Town FC	WANTAGE	South (Vale)	Adult Football	Available for community use and used	Secure	Standard	2				
549	ALFREDIAN PARK 3	Wantage Town FC	WANTAGE	South (Vale)	Adult Football	Available for community	Secure	Standard	2				

Pitch Ref No.	Pitch Name	Also known as	Settlement	Sub-area	Pitch Size and Type	Community use category	Security of community use	Agreed pitch quality football	Carrying Capacity Adult Football	Carrying Capacity Youth Football 11v11	Carrying Capacity Youth Football 9v9	Carrying Capacity Mini Soccer 7v7	Carrying Capacity Mini Soccer 5v5
						use and used							
1012	ALFREDIAN PARK 4	Wantage Town FC	WANTAGE	South (Vale)	Mini Soccer 5v5	Available for community use and used	Secure	Standard					4
1011	ALFREDIAN PARK 5	Wantage Town FC	WANTAGE	South (Vale)	Mini Soccer 5v5	Available for community use and used	Secure	Standard					4
1010	ALFREDIAN PARK 6	Wantage Town FC	WANTAGE	South (Vale)	Mini Soccer 7v7	Available for community use and used	Secure	Standard				4	
1009	ALFREDIAN PARK 7	Wantage Town FC	WANTAGE	South (Vale)	Mini Soccer 7v7	Available for community use and used	Secure	Standard				4	
1008	ALFREDIAN PARK 8	Wantage Town FC	WANTAGE	South (Vale)	Youth Football 9v9	Available for community use and used	Secure	Standard			2		

Pitch Ref No.	Pitch Name	Also known as	Settlement	Sub-area	Pitch Size and Type	Community use category	Security of community use	Agreed pitch quality football	Carrying Capacity Adult Football	Carrying Capacity Youth Football 11v11	Carrying Capacity Youth Football 9v9	Carrying Capacity Mini Soccer 7v7	Carrying Capacity Mini Soccer 5v5
1007	ALFREDIAN PARK 9	Wantage Town FC	WANTAGE	South (Vale)	Youth Football 9v9	Available for community use and used	Secure	Standard			2		
562	ARDINGTON AND LOCKINGE SPORTS CLUB 1		WANTAGE	South (Vale)	Adult Football	Available for community use and used	Secure	Standard	2				
563	ARDINGTON AND LOCKINGE SPORTS CLUB 2		WANTAGE	South (Vale)	Adult Football	Available for community use and used	Secure	Standard	2				
564	ARDINGTON AND LOCKINGE SPORTS CLUB 3		WANTAGE	South (Vale)	Youth Football 11v11	Available for community use and used	Secure	Standard		2			
565	ARDINGTON AND LOCKINGE SPORTS CLUB 4		WANTAGE	South (Vale)	Youth Football 11v11	Available for community use and used	Secure	Standard		2			
571	BLEWBURY RECREATION GROUND 2		DIDCOT	South (Vale)	Youth Football 11v11	Available for community	Secure	Standard		2			

Pitch Ref No.	Pitch Name	Also known as	Settlement	Sub-area	Pitch Size and Type	Community use category	Security of community use	Agreed pitch quality football	Carrying Capacity Adult Football	Carrying Capacity Youth Football 11v11	Carrying Capacity Youth Football 9v9	Carrying Capacity Mini Soccer 7v7	Carrying Capacity Mini Soccer 5v5
						use and used							
572	BLEWBURY RECREATION GROUND 3		DIDCOT	South (Vale)	Youth Football 9v9	Available for community use and used	Secure	Standard			2		
573	BLEWBURY RECREATION GROUND 4		DIDCOT	South (Vale)	Mini Soccer 5v5	Available for community use and used	Secure	Standard					4
574	BLEWBURY RECREATION GROUND 5		DIDCOT	South (Vale)	Mini Soccer 7v7	Available for community use and used	Secure	Standard				4	
665	EAST HENDRED SPORTS GROUND 1	Hendred Sports Club	WANTAGE	South (Vale)	Adult Football	Available for community use and used	Secure	Standard	2				
667	EAST HENDRED SPORTS GROUND 3	Hendred Sports Club	WANTAGE	South (Vale)	Youth Football 9v9	Available for community use but unused	Secure	Standard			2		
699	GROVE RECREATION LANE 1	Western pitch close to	WANTAGE	South (Vale)	Adult Football	Available for	Secure	Poor	1				

Pitch Ref No.	Pitch Name	Also known as	Settlement	Sub-area	Pitch Size and Type	Community use category	Security of community use	Agreed pitch quality football	Carrying Capacity Adult Football	Carrying Capacity Youth Football 11v11	Carrying Capacity Youth Football 9v9	Carrying Capacity Mini Soccer 7v7	Carrying Capacity Mini Soccer 5v5
		clubhouse. Also has 1 x Youth 11v11 pitch overmarked.				community use and used							
700	GROVE RECREATION LANE 2	Eastern pitch close to clubhouse. Also has 2 x 7v7 pitches overmarked.	WANTAGE	South (Vale)	Adult Football	Available for community use and used	Secure	Poor	1				
703	GROVE RECREATION LANE 5		WANTAGE	South (Vale)	Mini Soccer 7v7	Available for community use and used	Secure	Poor				2	
705	GROVE RECREATION LANE 7		WANTAGE	South (Vale)	Mini Soccer 7v7	Available for community use and used	Secure	Standard				4	
708	HARWELL LABS RECREATIONAL ASSOCIATION 1		DIDCOT	South (Vale)	Adult Football	Available for community use and used	Unsecure						
710	HARWELL LABS RECREATIONAL ASSOCIATION 3		DIDCOT	South (Vale)	Youth Football 11v11	Available for community	Unsecure	Standard		2			

Pitch Ref No.	Pitch Name	Also known as	Settlement	Sub-area	Pitch Size and Type	Community use category	Security of community use	Agreed pitch quality football	Carrying Capacity Adult Football	Carrying Capacity Youth Football 11v11	Carrying Capacity Youth Football 9v9	Carrying Capacity Mini Soccer 7v7	Carrying Capacity Mini Soccer 5v5
						use but unused							
711	HARWELL LABS RECREATIONAL ASSOCIATION 4		DIDCOT	South (Vale)	Mini Soccer 7v7	Available for community use and used	Unsecure						
712	HARWELL LABS RECREATIONAL ASSOCIATION 5		DIDCOT	South (Vale)	Mini Soccer 7v7	Available for community use but unused	Unsecure	Standard				4	
713	HARWELL LABS RECREATIONAL ASSOCIATION 6		DIDCOT	South (Vale)	Mini Soccer 7v7	Available for community use but unused	Unsecure	Standard				4	
721	HARWELL RECREATION GROUND 1		DIDCOT	South (Vale)	Adult Football	Available for community use and used	Secure	Poor	1				
722	HARWELL RECREATION GROUND 2		DIDCOT	South (Vale)	Mini Soccer 7v7	Available for community use and used	Secure	Good				6	

Pitch Ref No.	Pitch Name	Also known as	Settlement	Sub-area	Pitch Size and Type	Community use category	Security of community use	Agreed pitch quality football	Carrying Capacity Adult Football	Carrying Capacity Youth Football 11v11	Carrying Capacity Youth Football 9v9	Carrying Capacity Mini Soccer 7v7	Carrying Capacity Mini Soccer 5v5
723	HARWELL RECREATION GROUND 3		DIDCOT	South (Vale)	Mini Soccer 7v7	Available for community use and used	Secure	Good				6	
724	HARWELL RECREATION GROUND 4		DIDCOT	South (Vale)	Mini Soccer 7v7	Available for community use and used	Secure	Good				6	
1075	RUTHERFORD LABS		DIDCOT	South (Vale)	Adult Football	Available for community use and used	Unsecure	Good	3				
985	TUGWELL FIELD 1		WANTAGE	South (Vale)	Youth Football 11v11	Available for community use and used	Secure	Standard		2			
986	TUGWELL FIELD 2		WANTAGE	South (Vale)	Mini Soccer 7v7	Available for community use and used	Secure	Standard				4	
987	TUGWELL FIELD 3		WANTAGE	South (Vale)	Mini Soccer 7v7	Available for community	Secure	Poor				2	

Pitch Ref No.	Pitch Name	Also known as	Settlement	Sub-area	Pitch Size and Type	Community use category	Security of community use	Agreed pitch quality football	Carrying Capacity Adult Football	Carrying Capacity Youth Football 11v11	Carrying Capacity Youth Football 9v9	Carrying Capacity Mini Soccer 7v7	Carrying Capacity Mini Soccer 5v5
						use and used							
545	AIREY NEAVE MEMORIAL GROUND 1		SWINDON	West (Vale)	Youth Football 11v11	Available for community use but unused	Secure	Standard		2			
546	AIREY NEAVE MEMORIAL GROUND 2		SWINDON	West (Vale)	Youth Football 11v11	Available for community use but unused	Secure	Standard		2			
609	CHALLOW RECREATION GROUND 1		WANTAGE	West (Vale)	Adult Football	Available for community use but unused	Secure	Standard	2				
610	CHALLOW RECREATION GROUND 2		WANTAGE	West (Vale)	Mini Soccer 7v7	Available for community use but unused	Secure	Standard				4	
630	CHILDREY PLAYING FIELD		WANTAGE	West (Vale)	Adult Football	Available for community use and used	Secure	Standard	2				
647	CRAVEN PLAYING FIELDS 1	Uffington Sports Club	FARINGDON	West (Vale)	Adult Football	Available for	Secure	Good	3				

Pitch Ref No.	Pitch Name	Also known as	Settlement	Sub-area	Pitch Size and Type	Community use category	Security of community use	Agreed pitch quality football	Carrying Capacity Adult Football	Carrying Capacity Youth Football 11v11	Carrying Capacity Youth Football 9v9	Carrying Capacity Mini Soccer 7v7	Carrying Capacity Mini Soccer 5v5
						community use and used							
648	CRAVEN PLAYING FIELDS 2	Uffington Sports Club	FARINGDON	West (Vale)	Adult Football	Available for community use and used	Secure	Good	3				
650	CRAVEN PLAYING FIELDS 4	Uffington Sports Club	FARINGDON	West (Vale)	Youth Football 11v11	Available for community use and used	Secure	Good		4			
663	EAST HANNEY PLAYING FIELD 1		WANTAGE	West (Vale)	Adult Football	Available for community use and used	Secure	Standard	2				
767	KINGSTON BAGPUIZE SPORTS GROUND 3		ABINGDON	West (Vale)	Youth Football 11v11	Available for community use and used	Unsecure	Poor		1			
768	KINGSTON BAGPUIZE SPORTS GROUND 4		ABINGDON	West (Vale)	Youth Football 11v11	Available for community use and used	Unsecure	Poor		1			

Pitch Ref No.	Pitch Name	Also known as	Settlement	Sub-area	Pitch Size and Type	Community use category	Security of community use	Agreed pitch quality football	Carrying Capacity Adult Football	Carrying Capacity Youth Football 11v11	Carrying Capacity Youth Football 9v9	Carrying Capacity Mini Soccer 7v7	Carrying Capacity Mini Soccer 5v5
769	KINGSTON BAGPUIZE SPORTS GROUND 5		ABINGDON	West (Vale)	Youth Football 9v9	Available for community use and used	Unsecure	Standard			2		
770	KINGSTON BAGPUIZE SPORTS GROUND 6		ABINGDON	West (Vale)	Mini Soccer 5v5	Available for community use and used	Unsecure	Standard					4
771	KINGSTON BAGPUIZE SPORTS GROUND 7		ABINGDON	West (Vale)	Mini Soccer 7v7	Available for community use and used	Unsecure	Standard				4	
779	LETCOMBE REGIS RECREATION GROUND 1		WANTAGE	West (Vale)	Adult Football	Available for community use and used	Secure	Good	3				
865	SHRIVENHAM FC		SWINDON	West (Vale)	Adult Football	Available for community use and used	Secure	Standard	2				
1072	SHRIVENHAM PRIMARY SCHOOL		SHRIVENHAM	West (Vale)	AGP 5v5 (polymeric)	Available for community	Unsecure	Good					

Pitch Ref No.	Pitch Name	Also known as	Settlement	Sub-area	Pitch Size and Type	Community use category	Security of community use	Agreed pitch quality football	Carrying Capacity Adult Football	Carrying Capacity Youth Football 11v11	Carrying Capacity Youth Football 9v9	Carrying Capacity Mini Soccer 7v7	Carrying Capacity Mini Soccer 5v5
						use and used							
866	SHRIVENHAM RECREATION GROUND 1		SWINDON	West (Vale)	Mini Soccer 7v7	Available for community use and used	Secure	Standard				4	
1024	SHRIVENHAM RECREATION GROUND 3		SWINDON	West (Vale)	Youth Football 9v9	Available for community use but unused	Secure	Standard			2		
931	STANFORD IN THE VALE RECREATION GROUND 1		FARINGDON	West (Vale)	Adult Football	Available for community use and used	Secure	Standard	2				
932	STANFORD IN THE VALE RECREATION GROUND 2		FARINGDON	West (Vale)	Mini Soccer 5v5	Available for community use and used	Secure	Standard					4
980	TUCKER PARK RECREATION GROUND 1		FARINGDON	West (Vale)	Adult Football	Available for community use and used	Secure	Standard	2				

Pitch Ref No.	Pitch Name	Also known as	Settlement	Sub-area	Pitch Size and Type	Community use category	Security of community use	Agreed pitch quality football	Carrying Capacity Adult Football	Carrying Capacity Youth Football 11v11	Carrying Capacity Youth Football 9v9	Carrying Capacity Mini Soccer 7v7	Carrying Capacity Mini Soccer 5v5
981	TUCKER PARK RECREATION GROUND 2		FARINGDON	West (Vale)	Adult Football	Available for community use and used	Secure	Standard	2				
982	TUCKER PARK RECREATION GROUND 3		FARINGDON	West (Vale)	Youth Football 11v11	Available for community use and used	Secure	Standard		2			
983	TUCKER PARK RECREATION GROUND 4		FARINGDON	West (Vale)	Mini Soccer 7v7	Available for community use and used	Secure	Poor				2	
992	WEST HANNEY PLAYING FIELD (HANNEY YOUTH FC) 1		WANTAGE	West (Vale)	Adult Football	Available for community use and used	Secure	Standard	2				
993	WEST HANNEY PLAYING FIELD (HANNEY YOUTH FC) 2		WANTAGE	West (Vale)	Youth Football 11v11	Available for community use and used	Secure	Standard		2			
994	WEST HANNEY PLAYING FIELD (HANNEY YOUTH FC) 3		WANTAGE	West (Vale)	Youth Football 11v11	Available for community	Secure	Standard		2			

Pitch Ref No.	Pitch Name	Also known as	Settlement	Sub-area	Pitch Size and Type	Community use category	Security of community use	Agreed pitch quality football	Carrying Capacity Adult Football	Carrying Capacity Youth Football 11v11	Carrying Capacity Youth Football 9v9	Carrying Capacity Mini Soccer 7v7	Carrying Capacity Mini Soccer 5v5
						use and used							
995	WEST HANNEY PLAYING FIELD (HANNEY YOUTH FC) 4		WANTAGE	West (Vale)	Youth Football 9v9	Available for community use and used	Secure	Standard			2		
996	WEST HANNEY PLAYING FIELD (HANNEY YOUTH FC) 5		WANTAGE	West (Vale)	Youth Football 9v9	Available for community use and used	Secure	Poor			1		
997	WEST HANNEY PLAYING FIELD (HANNEY YOUTH FC) 6		WANTAGE	West (Vale)	Mini Soccer 7v7	Available for community use and used	Secure	Standard				4	

ii) Carrying capacity community use (3G and Sand/Water/Other-based)

Pitch Name	Settlement	Sub-area	Pitch Type	Pitch Size	Sports lighting	Community Use Category	Security of community use	Opening times	Number of hours open for community use in peak period (peak 5-10pm Mon-Thurs, Fri 5-7pm, Sat and Sun 9am-5pm) (38 hours max.)
BROOKES SPORT BOTLEY 4	OXFORD	North (Vale)	AGP - 3G	Small-sided (5v5)	Yes	Available for community use and used	Unsecure	5-10pm Mon-Thurs, 5-7pm Fri,	38

Pitch Name	Settlement	Sub-area	Pitch Type	Pitch Size	Sports lighting	Community Use Category	Security of community use	Opening times	Number of hours open for community use in peak period (peak 5-10pm Mon-Thurs, Fri 5-7pm, Sat and Sun 9am-5pm) (38 hours max.)
								9am-5pm Sat and Sun	
BROOKES SPORT BOTLEY 5	OXFORD	North (Vale)	AGP - 3G	Small-sided (5v5)	Yes	Available for community use and used	Unsecure	5-10pm Mon-Thurs, 5-7pm Fri, 9am-5pm Sat and Sun	38
BROOKES SPORT BOTLEY 6	OXFORD	North (Vale)	AGP - 3G	Small-sided (5v5)	Yes	Available for community use and used	Unsecure	5-10pm Mon-Thurs, 5-7pm Fri, 9am-5pm Sat and Sun	38
BROOKES SPORT BOTLEY 7	OXFORD	North (Vale)	AGP - 3G	Small-sided (5v5)	Yes	Available for community use and used	Unsecure	5-10pm Mon-Thurs, 5-7pm Fri, 9am-5pm Sat and Sun	38
BROOKES SPORT BOTLEY 8	OXFORD	North (Vale)	AGP - 3G	Small-sided (5v5)	Yes	Available for community use and used	Unsecure	5-10pm Mon-Thurs, 5-7pm Fri, 9am-5pm Sat and Sun	38
RADLEY COLLEGE SPORTS CENTRE 11	ABINGDON	North (Vale)	AGP - sand	Full-sized	Yes	Available for community use and used	Unsecure	6-10pm weekdays and 9am-5pm weekends	34
RADLEY COLLEGE SPORTS CENTRE 12	ABINGDON	North (Vale)	AGP - sand	Full-sized	Yes	Available for community use and used	Unsecure	6-10pm weekdays and 9am-5pm weekends	34
RADLEY COLLEGE SPORTS CENTRE 13	ABINGDON	North (Vale)	AGP - sand	Full-sized	Yes	Available for community use and used	Unsecure	6-10pm weekdays and 9am-5pm weekends	34

Pitch Name	Settlement	Sub-area	Pitch Type	Pitch Size	Sports lighting	Community Use Category	Security of community use	Opening times	Number of hours open for community use in peak period (peak 5-10pm Mon-Thurs, Fri 5-7pm, Sat and Sun 9am-5pm) (38 hours max.)
TILSLEY PARK SPORTS COMPLEX 1 ^	ABINGDON	North (Vale)	AGP - 3G	Small-sided (5v5)	Yes	Available for community use and used	Unsecure	5-9pm Mon to Fri, 9am-6pm Weekends	38
TILSLEY PARK SPORTS COMPLEX 2 ^	ABINGDON	North (Vale)	AGP - 3G	Small-sided (5v5)	Yes	Available for community use and used	Unsecure	5-9pm Mon to Fri, 9am-6pm Weekends	38
TILSLEY PARK SPORTS COMPLEX 3 ^	ABINGDON	North (Vale)	AGP - 3G	Small-sided (5v5)	Yes	Available for community use and used	Unsecure	5-9pm Mon to Fri, 9am-6pm Weekends	38
TILSLEY PARK SPORTS COMPLEX 4 ^	ABINGDON	North (Vale)	AGP - 3G	Small-sided (7v7)	Yes	Available for community use and used	Unsecure	5-9pm Mon to Fri, 9am-6pm Weekends	38
TILSLEY PARK SPORTS COMPLEX 5	ABINGDON	North (Vale)	AGP - water	Full-sized	Yes	Available for community use and used	Unsecure	5-9pm Mon to Fri, 9am-6pm Weekends	38
TILSLEY PARK SPORTS COMPLEX 6	ABINGDON	North (Vale)	AGP - water	Full-sized	Yes	Available for community use and used	Unsecure	5-9pm Mon to Fri, 9am-6pm Weekends	38
TILSLEY PARK SPORTS COMPLEX 7 ^	ABINGDON	North (Vale)	AGP - 3G	Full-sized	Yes	Available for community use and used	Unsecure	5-9pm Mon to Fri, 9am-6pm Weekends	38
HARWELL PRIMARY SCHOOL 1	DIDCOT	South (Vale)	AGP - 3G	Small-sided (5v5)	Yes	Available for community use and used	Unsecure	5-9pm Mon-Thurs, 5-7pm Fri, 9am-5pm Sat and Sun	34
UTC OXFORDSHIRE 1	DIDCOT	South (Vale)	AGP - sand	Small-sided (7v7)	Yes	Available for community use and used	Unsecure	5-9.30pm weekdays and all day weekends	36

Pitch Name	Settlement	Sub-area	Pitch Type	Pitch Size	Sports lighting	Community Use Category	Security of community use	Opening times	Number of hours open for community use in peak period (peak 5-10pm Mon-Thurs, Fri 5-7pm, Sat and Sun 9am-5pm) (38 hours max.)
ST HUGH'S SCHOOL 1	FARINGDON	West (Vale)	AGP - sand	Small-sided (9v9)	Yes	Available for community use and used	Unsecure	Term time: Mon and Wed 18:15 – 21:00. 11:00 – 20:00 Saturday 08:00-20:00 Sunday. Outside term: 8am-8pm.	19.5

Notes: ^ denotes that the pitch is on the FA / FF 3G Register, which enables competitive matches to be played.

DEMAND

jj) Team Numbers – Sub-Area Summary

	North	South	West	Totals
U7-U8 Mixed	14	5	11	30
U7-U8 Female	3	2	0	5
U7-U8 Male	7	1	1	9
U9-U10 Mixed	7	5	7	19
U9-U10 Female	5	7	0	12
U9-U10 Male	9	3	5	17
U11-U12 Mixed	11	6	7	24
U11-U12 Female	6	6	1	13
U11-U12 Male	13	1	2	16
U13-U18 Mixed	15	2	4	21
U13-U18 Female	6	3	1	10
U13-U18 Male	19	7	5	31
Adult Female	5	0	1	6
Adult Male	33	8	11	52
Adult Female / Male / Mixed Walking	1	1	0	2
Totals	154	57	56	267

kk) Team / club names and home grounds

Sub-area	Pitch Name	Security of community use	Pitch Size and Type	Club Name	Team Type	Team Name
North (Vale)	SOUTHERN TOWN PARK 4	Secure	Youth Football 9v9	Abingdon Youth	U11 Mixed	Abingdon Youth U11 Dragons
		Secure	Youth Football 9v9	Abingdon Youth	U12 Male	Abingdon Youth U12 Green
		Secure	Youth Football 9v9	Abingdon Youth	U11 Male	Abingdon Youth U11 Yellow
	ABINGDON UNITED FOOTBALL CLUB 1	Secure	Adult Football	Abingdon United FC	U18 Male	Abingdon United FC U18
		Secure	Adult Football	Abingdon United FC	Open Aged Male	Abingdon United FC Development
		Secure	Adult Football	Abingdon United FC	U15 Male	Abingdon United FC U15
		Secure	Adult Football	Abingdon United FC	Veterans Male	Abingdon United FC Veterans
		Secure	Adult Football	Abingdon United FC	Open Aged Male	Abingdon United FC First
		Secure	Adult Football	Abingdon United FC	Open Aged Female	Abingdon United FC Women
	ABINGDON UNITED FOOTBALL CLUB 2	Secure	Youth Football 9v9	Abingdon United FC	U10 Male	Abingdon United FC U10
		Secure	Youth Football 9v9	Abingdon United FC	U12 Mixed	Abingdon United FC U12
	ANSON FIELD 1	Secure	Adult Football	Abingdon Town	Open Aged Female	Abingdon Town Womens
		Secure	Adult Football	Marcham	Open Aged Male	Marcham First
		Secure	Adult Football	Marcham	Open Aged Male	Marcham Reserves
	ANSON FIELD 5	Secure	Mini Soccer 7v7	Marcham	U7 Mixed	Marcham U7 Marcham Colts
		Secure	Mini Soccer 7v7	Marcham	U9 Mixed	Marcham U9 Colts
	ANSON FIELD 6	Secure	Mini Soccer 7v7	Marcham	U9 Female	Marcham U9 Colts Girls
	APPLEFORD RECREATION GROUND	Secure	Youth Football 9v9	St Edmunds	U12 Mixed	St Edmunds U12 Royals
		Secure	Youth Football 9v9	St Edmunds	U12 Mixed	St Edmunds U12
		Secure	Youth Football 9v9	St Edmunds	U12 Female	St Edmunds U12 Lionesses Girls
		Secure	Youth Football 9v9	St Edmunds	U12 Mixed	St Edmunds U12 Royals
Secure		Youth Football 9v9	St Edmunds	U12 Mixed	St Edmunds U12	
Secure		Youth Football 9v9	St Edmunds	U12 Female	St Edmunds U12 Lionesses Girls	

Sub-area	Pitch Name	Security of community use	Pitch Size and Type	Club Name	Team Type	Team Name
		Secure	Youth Football 9v9	St Edmunds	U12 Mixed	St Edmunds U12 Royals
		Secure	Youth Football 9v9	St Edmunds	U12 Mixed	St Edmunds U12
		Secure	Youth Football 9v9	St Edmunds	U12 Female	St Edmunds U12 Lionesses Girls
	APPLETON WITH EATON SPORTS FIELD 1	Secure	Adult Football	Appleton Youth	U18 Male	Appleton Youth U18
		Secure	Adult Football	Gigaclear FC	Open Aged Male	Gigaclear FC Gigaclear FC
	APPLETON WITH EATON SPORTS FIELD 4	Secure	Mini Soccer 7v7	Cumnor Minors	U10 Male	Cumnor Minors U10
	BOXHILL RECREATION GROUND 2	Secure	Mini Soccer 7v7	St Edmunds	U7 Male	St Edmunds U7
		Secure	Mini Soccer 7v7	St Edmunds	U10 Mixed	St Edmunds U10 Royals
		Secure	Mini Soccer 7v7	St Edmunds	U16 Mixed	U16 Inclusive
		Secure	Mini Soccer 7v7	St Edmunds	U12 Mixed	St Edmunds U12 Inclusive
	BOXHILL RECREATION GROUND 3	Secure	Mini Soccer 5v5	St Edmunds	U8 Mixed	St Edmunds U8 Royals
		Secure	Mini Soccer 5v5	St Edmunds	U9 Female	St Edmunds U9 Lionesses Girls
		Secure	Mini Soccer 5v5	St Edmunds	U8 Mixed	U8 Inclusive
	CALDECOTT RECREATION GROUND 1	Secure	Adult Football	Saxton Rovers	Open Aged Male	Saxton Rovers First
	CALDECOTT RECREATION GROUND 2	Secure	Adult Football	Saxton Rovers	Open Aged Male	Saxton Rovers Reserves
	DRAYTON VILLAGE HALL	Secure	Youth Football 11v11	Drayton	Open Aged Male	Drayton First
	OLD WALLINGFORD WAY RECREATION GROUND	Secure	Youth Football 9v9	Sutton Courtenay Youth FC	U10 Male	Sutton Courtenay Youth FC U10
		Secure	Youth Football 9v9	Sutton Courtenay Youth FC	U11 Mixed	Sutton Courtenay Youth FC U11
	OLD WALLINGFORD WAY RECREATION GROUND 1	Secure	Adult Football	Sutton Courtenay	Open Aged Male	Sutton Courtenay First
		Secure	Adult Football	Sutton Courtenay Youth FC	U15 Male	Sutton Courtenay Youth FC U15
OLD WALLINGFORD WAY RECREATION GROUND 2	Secure	Adult Football	Sutton Courtenay	Open Aged Male	Sutton Courtenay Reserves	
SOUTHERN TOWN PARK 1	Secure	Youth Football 11v11	Abingdon Youth	U16 Male	Abingdon Youth U16	

Sub-area	Pitch Name	Security of community use	Pitch Size and Type	Club Name	Team Type	Team Name
		Secure	Youth Football 11v11	Abingdon Youth	U15 Male	Abingdon Youth U15 Dragons
		Secure	Youth Football 11v11	Abingdon Youth	U14 Female	Abingdon Youth U14 Girls
	SOUTHERN TOWN PARK 10	Secure	Mini Soccer 5v5	Abingdon Youth	U8 Male	Abingdon Youth U8 Dragons
		Secure	Mini Soccer 5v5	Abingdon Youth	U8 Male	Abingdon Youth U8 Yellow
	SOUTHERN TOWN PARK 11	Secure	Mini Soccer 7v7	Abingdon Youth	U11 Female	Abingdon Youth U11 Girls
		Secure	Mini Soccer 7v7	Abingdon Youth	U9 Male	Abingdon Youth U9 Yellow
		Secure	Mini Soccer 7v7	Abingdon Youth	U10 Boys	Abingdon Youth U10 Yellow
	SOUTHERN TOWN PARK 12	Secure	Mini Soccer 7v7	Abingdon Youth	U9 Male	Abingdon Youth U9 Green
		Secure	Mini Soccer 7v7	Abingdon Youth	U10 Boys	Abingdon Youth U10 Green
		Secure	Mini Soccer 7v7	Abingdon Youth	U10 Boys	Abingdon Youth U10 White
	SOUTHERN TOWN PARK 2	Secure	Youth Football 11v11	Abingdon Youth	U21 Male	Abingdon Youth U21 Green
		Secure	Youth Football 11v11	Abingdon Youth	U15 Female	Abingdon Youth U15 Girls
		Secure	Youth Football 11v11	Abingdon Youth	U14 Male	Abingdon Youth U14 Greens
	SOUTHERN TOWN PARK 3	Secure	Youth Football 11v11	Abingdon Youth	U14 Male	Abingdon Youth U14 Yellow
		Secure	Youth Football 11v11	Abingdon Youth	U15 Male	Abingdon Youth U15 Yellow
	SOUTHERN TOWN PARK 4 and 5	Secure	Youth Football 9v9	Abingdon Youth	U12 Male	Abingdon Youth U12 Yellow
		Secure	Youth Football 9v9	Abingdon Youth	U11 Male	Abingdon Youth U11 Green
		Secure	Youth Football 9v9	Abingdon Youth	U12 Female	Abingdon Youth U12 Girls Green
	SOUTHERN TOWN PARK 6	Secure	Youth Football 9v9	Abingdon Youth	U11 Male	Abingdon Youth U11 White
		Secure	Youth Football 9v9	Abingdon Youth	U12 Female	Abingdon Youth U12 Girls Yellow
	SOUTHERN TOWN PARK 8	Secure	Mini Soccer 5v5	Abingdon Youth	U8 Female	Abingdon Youth U8 Girls
		Secure	Mini Soccer 5v5	Abingdon Youth	U7 Male	Abingdon Youth U7 Green
	SOUTHERN TOWN PARK 9	Secure	Mini Soccer 5v5	Abingdon Youth	U7 Male	Abingdon Youth U7 Yellow
		Secure	Mini Soccer 5v5	Abingdon Youth	U8 Male	Abingdon Youth U8 Green
	STEVENTON SPORTS AND SOCIAL CLUB 1	Secure	Adult Football	Steventon	Open Aged Male	Steventon First
		Secure	Adult Football	Steventon	Open Aged Male	Steventon Reserves

Sub-area	Pitch Name	Security of community use	Pitch Size and Type	Club Name	Team Type	Team Name
	THE HEIGHTS 1	Secure	Adult Football	Goring United Good Old Boys	Veterans Male	Goring United Good Old Boys Veterans Over 50's
		Secure	Adult Football	Goring United Vets	Veterans Male	Goring United Vets First
		Secure	Adult Football	Milton United	U16 Male	Milton United U16
		Secure	Adult Football	Milton United	Open Aged Female	Milton United Ladies
		Secure	Adult Football	Milton United	Open Aged Male	Milton United First
	THE HEIGHTS 2	Secure	Adult Football	Goring United Good Old Boys	Veterans Male	Goring United Good Old Boys Veterans Over 50's Blue
		Secure	Adult Football	Milton United	Open Aged Male	Milton United Reserves
		Secure	Adult Football	Milton United	U18 Female	Milton United Girls u18s
	THE HEIGHTS 3	Secure	Youth Football 9v9	Milton United	U13 Mixed	Milton United u13
		Secure	Youth Football 9v9	Milton United	U12 Male	Milton United U12
	WOOTTON & DRY SANDFORD COMMUNITY CENTRE 1	Secure	Adult Football	St Edmunds	U13 Mixed	St Edmunds U13 Wootton
		Secure	Adult Football	St Edmunds	U16 Male	St Edmunds U16 Wootton
	WOOTTON & DRY SANDFORD COMMUNITY CENTRE 2	Secure	Adult Football	St Edmunds	U15 Mixed	St Edmunds U15 Wootton
		Secure	Adult Football	St Edmunds	U21 Male	St Edmunds U21 Wootton
	WOOTTON & DRY SANDFORD COMMUNITY CENTRE 3	Secure	Mini Soccer 7v7	St Edmunds	U8 Mixed	St Edmunds U8
		Secure	Mini Soccer 7v7	St Edmunds	U9 Mixed	St Edmunds U9
	FOREST SIDE 1	Secure	Youth Football 9v9	Kennington Athletic	U11 Male	Kennington Athletic U11 Yellows
		Secure	Youth Football 9v9	Kennington Athletic	U12 Male	Kennington Athletic U12 Green
		Secure	Youth Football 9v9	Kennington Athletic	U12 Male	Kennington Athletic U12 Yellow
	FOREST SIDE 2	Secure	Mini Soccer 7v7	Kennington Athletic	U9 Male	Kennington Athletic U9 Yellows
	FOREST SIDE 3	Secure	Mini Soccer 7v7	Kennington Athletic	U9 Male	Kennington Athletic U9 Greens
Secure		Mini Soccer 7v7	Kennington Athletic	U10 Female	Kennington Athletic U10 Girls	
PLAYFIELD ROAD 1	Secure	Adult Football	Kennington Athletic	Open Aged Male	Kennington Athletic Reserves	

Sub-area	Pitch Name	Security of community use	Pitch Size and Type	Club Name	Team Type	Team Name
		Secure	Adult Football	Kennington Athletic	Open Aged Male	Kennington Athletic First
	PLAYFIELD ROAD 3	Secure	Youth Football 11v11	Kennington Athletic	U14 Male	Kennington Athletic U14 Yellows
		Secure	Youth Football 11v11	Kennington Athletic	U15 Male	Kennington Athletic U15
		Secure	Youth Football 11v11	Kennington Athletic	U13 Male	Kennington Athletic U13
	PLAYFIELD ROAD 4	Secure	Mini Soccer 5v5	Kennington Athletic	U8 Male	Kennington Athletic U8 Yellows
		Secure	Mini Soccer 5v5	Kennington Athletic	U7 Mixed	Kennington Athletic U7 Yellows
		Secure	Mini Soccer 5v5	Kennington Athletic	U8 Female	Kennington Athletic U8 Girls
	PLAYFIELD ROAD 5	Secure	Mini Soccer 7v7	Kennington Athletic	U10 Mixed	Kennington Athletic U10
	BROOKES SPORT BOTLEY 1	Unsecure	Adult Football	Oxford Brookes University	Open Aged Male	Oxford Brookes University Fourths
		Unsecure	Adult Football	The Queens Head	Open Aged Male	The Queens Head First
	BROOKES SPORT BOTLEY 2	Unsecure	Adult Football	Oxford Brookes University	Open Aged Male	Oxford Brookes University Seconds
	BROOKES SPORT BOTLEY 3	Unsecure	Adult Football	Oxford Brookes University	Open Aged Male	Oxford Brookes University Thirds
	CLOSES FIELD 1	Secure	Adult Football	Cumnor Minors	U13 Mixed	Cumnor Minors U13 Eagles
		Secure	Adult Football	Cumnor Minors	U12 Male	Cumnor Minors U12 Whites
		Secure	Adult Football	Cumnor Minors	U12 Mixed	Cumnor Minors U12 Blues
		Secure	Adult Football	Cumnor Minors	U11 Male	Cumnor Minors U11
		Secure	Adult Football	Cumnor Minors	U12 Female	Cumnor Minors U12 Warriors Girls
		Secure	Adult Football	Cumnor Minors	U11 Female	Cumnor Minors U11 Panthers Girls
		Secure	Adult Football	Cumnor Minors	U13 Male	Cumnor Minors U13 Falcons
	CLOSES FIELD 2	Secure	Mini Soccer 7v7	Cumnor Minors	U10 Female	Cumnor Minors U10 Pumas Girls
		Secure	Mini Soccer 7v7	Cumnor Minors	U9 Female	Cumnor Minors U9 Tigers Girls
		Secure	Mini Soccer 7v7	Cumnor Minors	U7 Mixed	Cumnor Minors U7 Boys
		Secure	Mini Soccer 7v7	Cumnor Minors	U8 Female	Cumnor Minors U8 Jaguars Girls
	CLOSES FIELD 3	Secure	Mini Soccer 7v7	Cumnor Minors	U9 Male	Cumnor Minors U9
		Secure	Mini Soccer 7v7	Cumnor Minors	U8 Mixed	Cumnor Minors U8

Sub-area	Pitch Name	Security of community use	Pitch Size and Type	Club Name	Team Type	Team Name
	FOGWELL ROAD RECREATION GROUND 2	Secure	Youth Football 11v11	Botley Boys & Girls	U16 Mixed	Botley Boys & Girls U16
		Secure	Youth Football 11v11	Botley Boys & Girls	U13 Mixed	Botley Boys & Girls U13
		Secure	Youth Football 11v11	Botley Boys & Girls	U17 Mixed	Botley Boys & Girls U17
	FOGWELL ROAD RECREATION GROUND 3	Secure	Mini Soccer 5v5	Botley Boys & Girls	U8 Mixed	Botley Boys & Girls U8
		Secure	Mini Soccer 5v5	Botley Boys & Girls	U7 Mixed	Botley Boys & Girls U7
		Secure	Mini Soccer 7v7	Botley Boys & Girls	U9 Mixed	Botley Boys & Girls U9
		Secure	Mini Soccer 7v7	Botley Boys & Girls	U10 Mixed	Botley Boys & Girls U10
	LOUIE MEMORIAL PAVILION 2	Secure	Youth Football 9v9	Botley Boys & Girls	U11 Mixed	Botley Boys & Girls U11
		Secure	Youth Football 9v9	Botley Boys & Girls	U12 Mixed	Botley Boys & Girls U12
	SOUTHERN BYPASS GROUND 1	Unsecure	Adult Football	Cumnor Minors	U14 Mixed	Cumnor Minors U14 Blues
		Unsecure	Adult Football	Cumnor Minors	U15 Female	Cumnor Minors U15 Girls
		Unsecure	Adult Football	Cumnor Minors	U15 Mixed	Cumnor Minors U15
		Unsecure	Adult Football	Cumnor Minors	U14 Mixed	Cumnor Minors U14 Whites
		Unsecure	Adult Football	Cumnor Minors	U14 Female	Cumnor Minors U14 Girls
		Unsecure	Adult Football	Cumnor Minors	U14 Male	Cumnor Minors U14 Greens
		Unsecure	Adult Football	Cumnor Minors	U17 Female	Cumnor Minors U17 Girls
	THRUPP LANE 1	Unsecure	Adult Football	Radley Youth	U21 Male	Radley Youth U21
		Unsecure	Youth Football 11v11	Radley Youth	U17 Male	Radley Youth U17
		Unsecure	Youth Football 11v11	Radley Youth	U13 Mixed	Radley Youth U13 Youth
		Unsecure	Youth Football 11v11	Radley Youth	U14 Mixed	Radley Youth U14
	THRUPP LANE 2	Unsecure	Youth Football 9v9	Radley Youth	U11 Mixed	Radley Youth U11 Youth
Unsecure		Youth Football 9v9	Radley Youth	U11 Male	Radley Youth U11 United	
Unsecure		Youth Football 9v9	Radley Youth	U12 Male	Radley Youth U12 Youth	
THRUPP LANE 3	Unsecure	Mini Soccer 7v7	Radley Youth	U9 Mixed	Radley Youth U9 United	
	Unsecure	Mini Soccer 7v7	Radley Youth	U10 Male	Radley Youth U10 United	
THRUPP LANE 4	Unsecure	Mini Soccer 5v5	Radley Youth	U8 Mixed	Radley Youth U8 United	
	Unsecure	Mini Soccer 5v5	Radley Youth	U7 Mixed	Radley Youth U7 United	
	Unsecure	Mini Soccer 5v5	Radley Youth	U8 Mixed	Radley Youth U8	

Sub-area	Pitch Name	Security of community use	Pitch Size and Type	Club Name	Team Type	Team Name
		Unsecure	Mini Soccer 5v5	Radley Youth	U7 Mixed	Radley Youth U7
South (Vale)	BLEWBURY RECREATION GROUND 2	Secure	Youth Football 11v11	Blewbury Amazons Girls Football Club	U13 Female	Blewbury Amazons Girls Football Club U13 Assassins
		Secure	Youth Football 11v11	Blewbury Amazons Girls Football Club	U13 Female	Blewbury Amazons Girls Football Club U13 Warriors
	BLEWBURY RECREATION GROUND 3	Secure	Youth Football 9v9	Blewbury Amazons Girls Football Club	U11 Female	Blewbury Amazons Girls Football Club U11 Panthers
		Secure	Youth Football 9v9	Blewbury Amazons Girls Football Club	U12 Female	Blewbury Amazons Girls Football Club U12
		Secure	Youth Football 9v9	Blewbury Amazons Girls Football Club	U11 Female	Blewbury Amazons Girls Football Club U11 Wildcats
	BLEWBURY RECREATION GROUND 4	Secure	Mini Soccer 5v5	Blewbury Amazons Girls Football Club	U7 Female	Blewbury Amazons Girls Football Club U7 Phantoms
		Secure	Mini Soccer 5v5	Blewbury Amazons Girls Football Club	U8 Female	Blewbury Amazons Girls Football Club U8 Falcons
	BLEWBURY RECREATION GROUND 5	Secure	Mini Soccer 7v7	Blewbury Amazons Girls Football Club	U10 Female	Blewbury Amazons Girls Football Club U10 Avengers
		Secure	Mini Soccer 7v7	Blewbury Amazons Girls Football Club	U10 Female	Blewbury Amazons Girls Football Club U10 Gladiators
		Secure	Mini Soccer 7v7	Blewbury Amazons Girls Football Club	U9 Female	Blewbury Amazons Girls Football Club U9 Spartans
		Secure	Mini Soccer 7v7	Blewbury Amazons Girls Football Club	U9 Female	Blewbury Amazons Girls Football Club U9 Valkyries
	HARWELL LABS RECREATIONAL ASSOCIATION 1	Unsecure	Adult Football	Blewbury Amazons Girls Football Club	U14 Female	Blewbury Amazons Girls Football Club U14 Samurai's
		Unsecure	Adult Football	Chilsley FC	Veterans Male	Chilsley FC Veterans Blacks
		Unsecure	Adult Football	Chilton FC	Open Aged Male	Chilton FC Sunday
		Unsecure	Adult Football	Harwell Saints FC	Open Aged Male	Harwell Saints FC First
	HARWELL LABS RECREATIONAL ASSOCIATION 4	Unsecure	Mini Soccer 7v7	Didcot Town Youth	U14 Male	Didcot Town Youth U14 Green
		Unsecure	Mini Soccer 7v7	Didcot Town Youth	U12 Female	Didcot Town Youth U12 Girls
		Unsecure	Mini Soccer 7v7	Didcot Town Youth	U8 Mixed	Didcot Town Youth U8 Green

Sub-area	Pitch Name	Security of community use	Pitch Size and Type	Club Name	Team Type	Team Name
		Unsecure	Mini Soccer 7v7	Didcot Town Youth	U11 Male	Didcot Town Youth U11 Red
	RUTHERFORD LABS	Unsecure	Adult Football	Harwell and Hendred	Various	Various
	ALFREDIAN PARK 1	Secure	Adult Football	Wantage Town FC	Open Aged Male	Wantage Town FC Men's 'A' Team
	ALFREDIAN PARK 10	Secure	Adult Football	Wantage Town FC	Open Aged Male	Wantage Town FC Men's Development
		Secure	Adult Football	Wantage Town FC	U13 Female	Wantage Town FC U13 Girls
		Secure	Adult Football	Wantage Town FC	U15 Female	Wantage Town FC U15 Girls
	ALFREDIAN PARK 2	Secure	Adult Football	Wantage Town FC	U14 Mixed	Wantage Town FC U14 Boys
		Secure	Adult Football	Wantage Town FC	U16 Mixed	Wantage Town FC U16 Boys
		Secure	Adult Football	Wantage Town FC	Open Aged Male	Wantage Town FC Men's First
	ALFREDIAN PARK 3	Secure	Adult Football	Wantage Town FC	U17 Male	Wantage Town FC U17 Boys
		Secure	Adult Football	Wantage Town FC	Open Aged Female	Wantage Town FC Women's First
		Secure	Adult Football	Wantage Town FC	U14 Female	Wantage Town FC U14 Girls
	ALFREDIAN PARK 5	Secure	Mini Soccer 5v5	Wantage Town FC	U7 Mixed	Wantage Town FC U7
		Secure	Mini Soccer 5v5	Wantage Town FC	U7 Girls	Wantage Town FC U7
	ALFREDIAN PARK 6	Secure	Mini Soccer 7v7	Wantage Town FC	U10 Mixed	Wantage Town FC U10 Boys
	ALFREDIAN PARK 7	Secure	Mini Soccer 7v7	Wantage Town FC	U10 Female	Wantage Town FC U10 Girls
		Secure	Mini Soccer 7v7	Wantage Town FC	U9 Female	Wantage Town FC U9 Girls
	ALFREDIAN PARK 8	Secure	Youth Football 9v9	Wantage Town FC	U11 Mixed	Wantage Town FC U11
		Secure	Youth Football 9v9	Wantage Town FC	U12 Female	Wantage Town FC U12 Girls
	ALFREDIAN PARK 9	Secure	Youth Football 9v9	Wantage Town FC	U12 Mixed	Wantage Town FC U12 Boys
	ARDINGTON AND LOCKINGE SPORTS CLUB 1	Secure	Adult Football	Ardington & Lockinge Youth	U11 Female	Ardington & Lockinge Youth U11 Girls
		Secure	Adult Football	Ardington & Lockinge Youth	U13 Male	Ardington & Lockinge Youth U13's
	ARDINGTON AND LOCKINGE SPORTS CLUB 2	Secure	Adult Football	Ardington & Lockinge Youth	U15 Male	Ardington & Lockinge Youth U15 Blues

Sub-area	Pitch Name	Security of community use	Pitch Size and Type	Club Name	Team Type	Team Name
		Secure	Adult Football	Ardington & Lockinge Youth	U15 Male	Ardington & Lockinge Youth U15 Whites
	ARDINGTON AND LOCKINGE SPORTS CLUB 3	Secure	Youth Football 11v11	Ardington & Lockinge Youth	U8 Male	Ardington & Lockinge Youth U8s
		Secure	Youth Football 11v11	Ardington & Lockinge Youth	U9 Male	Ardington & Lockinge Youth U9 Whites
	ARDINGTON AND LOCKINGE SPORTS CLUB 4	Secure	Youth Football 11v11	Ardington & Lockinge Youth	U9 Male	Ardington & Lockinge Youth U9 Blues
		Secure	Youth Football 11v11	Ardington & Lockinge Youth	U6 Mixed	Ardington & Lockinge Youth U6 Rising Stars
	EAST HENDRED SPORTS GROUND 1	Secure	Adult Football	East Hendred AFC	Open Aged Male	East Hendred AFC First
		Secure	Adult Football	East Hendred AFC	Open Aged Male	East Hendred AFC Reserves
		Secure	Adult Football	Harwell and Hendred Youth	U15 Male	Harwell and Hendred Youth U15
		Secure	Adult Football	Harwell and Hendred Youth U15	U15 Male	Harwell and Hendred Youth
	GROVE RECREATION LANE 1	Secure	Adult Football	Grove Challengers	U13 Mixed	Grove Challengers U13 Black
		Secure	Adult Football	Grove Challengers	U14 Mixed	Grove Challengers U14
	GROVE RECREATION LANE 2	Secure	Adult Football	Grove Challengers	U18 Male	Grove Challengers U18
		Secure	Adult Football	Grove Challengers	U13 Mixed	Grove Challengers U13 White
	GROVE RECREATION LANE 5	Secure	Youth Football 11v11	Grove Challengers	U12 Mixed	Grove Challengers U12 Blacks
		Secure	Youth Football 11v11	Grove Challengers	U12 Mixed	Grove Challengers U12 White
		Secure	Youth Football 11v11	Grove Challengers	U11 Mixed	Grove Challengers U11
	GROVE RECREATION LANE 7	Secure	Mini Soccer 7v7	Grove Challengers	U9 Mixed	Grove Challengers U9
		Secure	Mini Soccer 7v7	Grove Challengers	U7 Mixed	Grove Challengers U7
		Secure	Mini Soccer 7v7	Grove Challengers	U10 Mixed	Grove Challengers U10
		Secure	Mini Soccer 7v7	Grove Challengers	U8 Mixed	Grove Challengers U8
	TUGWELL FIELD 1	Secure	Youth Football 11v11	Wantage Town FC	Walking Football Male	Wantage Town FC Walking
		Secure	Youth Football 11v11	Wantage Town FC	U13 Mixed	Wantage Town FC U13 Boys

Sub-area	Pitch Name	Security of community use	Pitch Size and Type	Club Name	Team Type	Team Name
	TUGWELL FIELD 2	Secure	Mini Soccer 7v7	Wantage Town FC	U8 Mixed	Wantage Town FC U8
		Secure	Mini Soccer 7v7	Wantage Town FC	U10 Mixed	Wantage Town FC U10 Green
	TUGWELL FIELD 3	Secure	Mini Soccer 7v7	Wantage Town FC	U9 Mixed	Wantage Town FC U9
West (Vale)	KINGSTON BAGPUIZE SPORTS GROUND 3	Unsecure	Youth Football 11v11	Kingston Colts	U16 Male	Kingston Colts U16
		Unsecure	Youth Football 11v11	Kingston Colts	U13 Male	Kingston Colts U13
	KINGSTON BAGPUIZE SPORTS GROUND 4	Unsecure	Youth Football 11v11	Kingston Colts	U15 Mixed	Kingston Colts U15
	KINGSTON BAGPUIZE SPORTS GROUND 5	Unsecure	Youth Football 9v9	Kingston Colts	U11 Mixed	Kingston Colts U11
		Unsecure	Youth Football 9v9	Kingston Colts	U12 Mixed	Kingston Colts U12
	KINGSTON BAGPUIZE SPORTS GROUND 6	Unsecure	Mini Soccer 5v5	Kingston Colts	U7 Mixed	Kingston Colts U7
		Unsecure	Mini Soccer 5v5	Kingston Colts	U8 Mixed	Kingston Colts U8
	KINGSTON BAGPUIZE SPORTS GROUND 7	Unsecure	Mini Soccer 7v7	Kingston Colts	U11 Girls	Kingston Colts U11 Girls
		Unsecure	Mini Soccer 7v7	Kingston Colts	U9 Mixed	Kingston Colts U9
		Unsecure	Mini Soccer 7v7	Kingston Colts	U10 Mixed	Kingston Colts U10
	CRAVEN PLAYING FIELDS 1	Secure	Adult Football	Uffington United	Open Aged Male	Uffington United First
	CRAVEN PLAYING FIELDS 4	Secure	Youth Football 11v11	Uffington United Juniors	U10 Mixed	Uffington United Juniors U10 Training
		Secure	Youth Football 11v11	Uffington United Juniors	U13 Mixed	Uffington United Juniors U13 Training
	STANFORD IN THE VALE RECREATION GROUND 1	Secure	Adult Football	Stanford-in-The-Vale	Open Aged Female	Stanford-in-The-Vale Women
		Secure	Adult Football	Stanford-in-The-Vale	Open Aged Male	Stanford-in-The-Vale Reserves
		Secure	Adult Football	Stanford-in-The-Vale	Open Aged Male	Stanford-in-The-Vale First Team
	STANFORD IN THE VALE RECREATION GROUND 2	Secure	Mini Soccer 5v5	Stanford-in-The-Vale	U9 Male	Stanford-in-The-Vale U9
		Secure	Mini Soccer 5v5	Stanford-in-The-Vale	U8 Mixed	Stanford-in-The-Vale U8
		Secure	Mini Soccer 5v5	Stanford-in-The-Vale	U7 Mixed	Stanford-in-The-Vale U7
		Secure	Mini Soccer 5v5	Stanford-in-The-Vale	U10 Mixed	Stanford-in-The-Vale U10

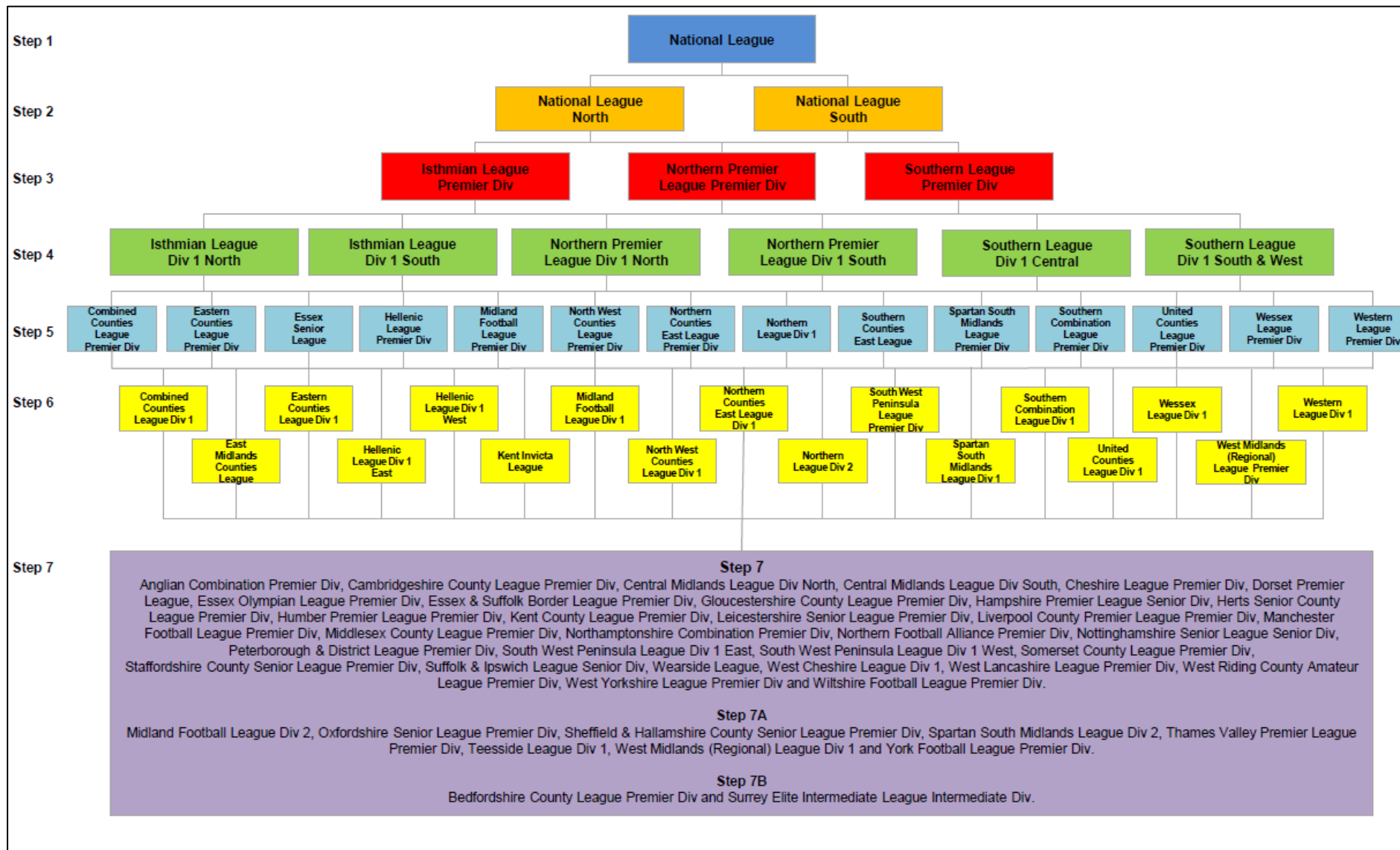
Sub-area	Pitch Name	Security of community use	Pitch Size and Type	Club Name	Team Type	Team Name
	TUCKER PARK RECREATION GROUND 1	Secure	Adult Football	Faringdon Town	Open Aged Male	Faringdon Town A
		Secure	Adult Football	Faringdon Town	Open Aged Male	Faringdon Town First
	TUCKER PARK RECREATION GROUND 2	Secure	Adult Football	Faringdon Town	Open Aged Male	Faringdon Town Development
		Secure	Adult Football	Faringdon Town	U16 Male	Faringdon Town U16
	TUCKER PARK RECREATION GROUND 3	Secure	Youth Football 11v11	Faringdon Town	U11 Male	Faringdon Town U11
		Secure	Youth Football 11v11	Faringdon Town	U12 Male	Faringdon Town U12
		Secure	Youth Football 11v11	Faringdon Town	U13 Male	Faringdon Town U13
		Secure	Youth Football 11v11	Faringdon Town	U15 Male	Faringdon Town U15
	TUCKER PARK RECREATION GROUND 4	Secure	Mini Soccer 7v7	Faringdon Town	U8 Male	Faringdon Town U8s
		Secure	Mini Soccer 7v7	Faringdon Town	U10 Male	Faringdon Town U10
		Secure	Mini Soccer 7v7	Faringdon Town	U9 Male	Faringdon Town U9
	SHRIVENHAM FC	Secure	Adult Football	Shrivenham	U14 Mixed	Shrivenham U14
		Secure	Adult Football	Shrivenham	U12 Mixed	Shrivenham U12
		Secure	Adult Football	Shrivenham	U10 Mixed	Shrivenham U10 White
		Secure	Adult Football	Shrivenham	U9 Male	Shrivenham U9
		Secure	Adult Football	Shrivenham	Open Aged Male	Shrivenham FC Development
		Secure	Adult Football	Shrivenham	Open Aged Male	Shrivenham First
		Secure	Adult Football	Shrivenham	U10 Male	Shrivenham U10 Hoops
		Secure	Adult Football	Shrivenham	U18 Male	Shrivenham U18 Youth
		Secure	Adult Football	Shrivenham	U8 Mixed	Shrivenham U8 Hoops
		Secure	Adult Football	Shrivenham	U8 Mixed	Shrivenham U8 White
Secure		Adult Football	Shrivenham	U7 Mixed	Shrivenham U7 Blue	
CHILDREY PLAYING FIELD	Secure	Adult Football	Childrey FC	U16 Female	Childrey FC U16 Girls	
	Secure	Adult Football	Childrey FC	U18 Male	Childrey FC U18 Youth	

Sub-area	Pitch Name	Security of community use	Pitch Size and Type	Club Name	Team Type	Team Name
	EAST HANNEY PLAYING FIELD 1	Secure	Adult Football	Hanney Youth	U16 Mixed	Hanney Youth U16
	LETCOMBE REGIS RECREATION GROUND 1	Secure	Adult Football	Letcombe	Open Aged Male	Letcombe Reserves
		Secure	Adult Football	Letcombe	Open Aged Male	Letcombe First
	WEST HANNEY PLAYING FIELD (HANNEY YOUTH FC) 1	Secure	Adult Football	Hanney Youth	Open Aged Male	Hanney Youth Seniors
	WEST HANNEY PLAYING FIELD (HANNEY YOUTH FC) 2	Secure	Youth Football 11v11	Hanney Youth	U8 Mixed	Hanney Youth U8 Reds
		Secure	Youth Football 11v11	Hanney Youth	U7 Mixed	Hanney Youth U7 Reds
		Secure	Youth Football 11v11	Hanney Youth	U15 Mixed	Hanney Youth U15
	WEST HANNEY PLAYING FIELD (HANNEY YOUTH FC) 3	Secure	Youth Football 11v11	Hanney Youth	U8 Mixed	Hanney Youth U8 Blacks
		Secure	Youth Football 11v11	Hanney Youth	U7 Mixed	Hanney Youth U7 Blacks
		Secure	Youth Football 11v11	Hanney Youth	U13 Mixed	Hanney Youth U13 Black
	WEST HANNEY PLAYING FIELD (HANNEY YOUTH FC) 4	Secure	Youth Football 9v9	Hanney Youth	U12 Mixed	Hanney Youth U12 Red
		Secure	Youth Football 9v9	Hanney Youth	U12 Mixed	Hanney Youth U12 Black
	WEST HANNEY PLAYING FIELD (HANNEY YOUTH FC) 5	Secure	Youth Football 9v9	Hanney Youth	U11 Mixed	Hanney Youth U11 Red
		Secure	Youth Football 9v9	Hanney Youth	U11 Mixed	Hanney Youth U11 Black
	WEST HANNEY PLAYING FIELD (HANNEY YOUTH FC) 6	Secure	Mini Soccer 7v7	Hanney Youth	U10 Mixed	Hanney Youth U10
		Secure	Mini Soccer 7v7	Hanney Youth	U9 Mixed	Hanney Youth U9

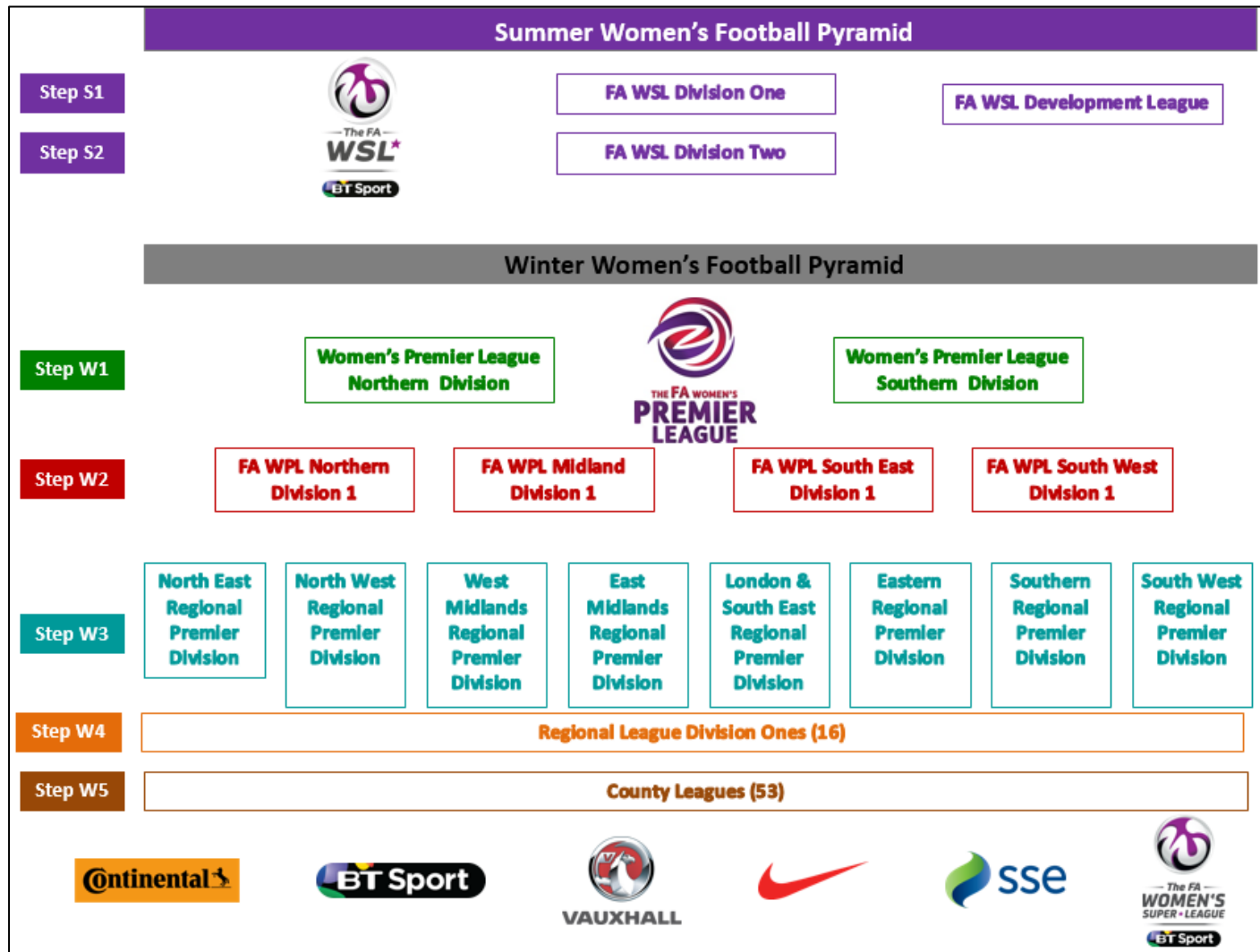
II) Distance Players Travel

Club Name or School Name	Site Name	Sub-area	Where do players live - settlement 1	Percentage of players living in settlement 1	Where do players live - settlement 2	Percentage of players living in settlement 2
East Hendred AFC	EAST HENDRED SPORTS GROUND	South (Vale)	Wantage / Abingdon / Didcot - VHWDC and South Oxon DC area	95	Other	5
Wantage Town FC	ALFREDIAN PARK	South (Vale)	Wantage and Grove	80	Other	20

mm) The Adult Men's Game League Structure



nn) The Adult Women's Game League Structure



oo)Demand community use (unsecure and secure GRASS)

Sub-area	Pitch Name	Also known as	Security of community use	Pitch Size and Type	Club Name	Team Type	Team Name	Is demand imported	Match equivalents (MATCHES)	Match equivalents (TRAINING)	Match equivalents (OTHER)	Match equivalents (TOTAL)	Match equivalents for pitch (TOTAL)	Notes
North (Vale)	ABINGDON UNITED FOOTBALL CLUB 1		Secure	Adult Football	Abingdon United FC	U18 Male	Abingdon United FC U18	No	0.5	0		0.5	3	
North (Vale)						Open Aged Male	Abingdon United FC Development	No	0.5	0		0.5		
North (Vale)						U15 Male	Abingdon United FC U15	No	0.5	0		0.5		
North (Vale)						Veterans Male	Abingdon United FC Veterans	No	0.5	0		0.5		
North (Vale)						Open Aged Male	Abingdon United FC First	No	0.5	0		0.5		
North (Vale)						Open Aged Female	Abingdon United FC Women	No	0.5	0		0.5		
North (Vale)	ABINGDON UNITED FOOTBALL CLUB 2			Youth Football 9v9		U10 Male	Abingdon United FC U10	No	0.5	0		0.5	1	
North (Vale)						U12 Mixed	Abingdon United FC U12	No	0.5	0		0.5		

Sub-area	Pitch Name	Also known as	Security of community use	Pitch Size and Type	Club Name	Team Type	Team Name	Is demand imported	Match equivalents (MATCHES)	Match equivalents (TRAINING)	Match equivalents (OTHER)	Match equivalents (TOTAL)	Match equivalents for pitch (TOTAL)	Notes			
North (Vale)	ANSON FIELD 1		Secure	Adult Football	Abingdon Town	Open Aged Female	Abingdon Town Womens	No	0.5	0		0.5	1.5				
North (Vale)							Marcham First	Open Aged Male	Marcham First	No	0.5	0			0.5		
North (Vale)							Marcham Reserves	Open Aged Male	Marcham Reserves	No	0.5	0			0.5		
North (Vale)	ANSON FIELD 5			Secure	Mini Soccer 7v7	Marcham	U7 Mixed	Marcham U7 Marcham Colts	No	0.25	0		0.25	0.75			
North (Vale)									U9 Mixed	Marcham U9 Colts	No	0.5	0			0.5	
North (Vale)	ANSON FIELD 6							U9 Female	Marcham U9 Colts Girls	No	0.5	0		0.5			
North (Vale)	APPLEFORD RECREATION GROUND		Secure		Youth Football 9v9	St Edmunds	U12 Mixed	St Edmunds U12 Royals	No	0.5	0		0.5	4.5			
North (Vale)									U12 Mixed	St Edmunds U12	No	0.5	0			0.5	
North (Vale)									U12 Female	St Edmunds U12 Lionesses Girls	No	0.5	0			0.5	

Sub-area	Pitch Name	Also known as	Security of community use	Pitch Size and Type	Club Name	Team Type	Team Name	Is demand imported	Match equivalents (MATCHES)	Match equivalents (TRAINING)	Match equivalents (OTHER)	Match equivalents (TOTAL)	Match equivalents for pitch (TOTAL)	Notes
North (Vale)						U12 Mixed	St Edmunds U12 Royals	No	0.5	0		0.5		
North (Vale)						U12 Mixed	St Edmunds U12	No	0.5	0		0.5		
North (Vale)						U12 Female	St Edmunds U12 Lionesses Girls	No	0.5	0		0.5		
North (Vale)						U12 Mixed	St Edmunds U12 Royals	No	0.5	0		0.5		
North (Vale)						U12 Mixed	St Edmunds U12	No	0.5	0		0.5		
North (Vale)						U12 Female	St Edmunds U12 Lionesses Girls	No	0.5	0		0.5		
North (Vale)	APPLETON WITH EATON SPORTS FIELD 1		Secure	Adult Football	Appleton Youth	U18 Male	Appleton Youth U18	No	0.5	0		0.5	1	
North (Vale)					Gigaclear FC	Open Aged Male	Gigaclear FC Gigaclear FC	No	0.5	0		0.5		
North (Vale)	APPLETON WITH EATON SPORTS FIELD 4			Mini Soccer 7v7	Cumnor Minors	U10 Male	Cumnor Minors U10	No	0.5	0		0.5	0.5	

Sub-area	Pitch Name	Also known as	Security of community use	Pitch Size and Type	Club Name	Team Type	Team Name	Is demand imported	Match equivalents (MATCHES)	Match equivalents (TRAINING)	Match equivalents (OTHER)	Match equivalents (TOTAL)	Match equivalents for pitch (TOTAL)	Notes
North (Vale)	BOXHILL RECREATION GROUND 2		Secure	Mini Soccer 7v7	St Edmunds	U9 Female	St Edmunds U9 Lionesses Girls	No	0.5	0		0.5	2	
North (Vale)						U10 Mixed	St Edmunds U10 Royals	No	0.5	0		0.5		
North (Vale)						U16 Mixed	U16 Inclusive	No	0.5	0		0.5		
North (Vale)						U12 Mixed	St Edmunds U12 Inclusive	No	0.5	0		0.5		
North (Vale)	BOXHILL RECREATION GROUND 3		Secure	Mini Soccer 5v5	St Edmunds	U8 Mixed	St Edmunds U8 Royals	No	0.5	0		0.5	1.5	
North (Vale)						U7 Male	St Edmunds U7	No	0.5	0		0.5		
North (Vale)						U8 Mixed	U8 Inclusive	No	0.5	0		0.5		
North (Vale)	CALDECOTT RECREATION GROUND 1		Secure	Adult Football	Saxton Rovers	Open Aged Male	Saxton Rovers First	No	0.5	0		0.5	0.5	
North (Vale)	CALDECOTT RECREATION GROUND 2					Open Aged Male	Saxton Rovers Reserves	No	0.5	0		0.5	0.5	

Sub-area	Pitch Name	Also known as	Security of community use	Pitch Size and Type	Club Name	Team Type	Team Name	Is demand imported	Match equivalents (MATCHES)	Match equivalents (TRAINING)	Match equivalents (OTHER)	Match equivalents (TOTAL)	Match equivalents for pitch (TOTAL)	Notes	
North (Vale)	DRAYTON VILLAGE HALL		Secure	Youth Football 11v11	Drayton	Open Aged Male	Drayton First	No	0.5	0		0.5	0.5		
North (Vale)	OLD WALLINGFORD WAY RECREATION GROUND		Secure	Youth Football 9v9	Sutton Courtenay Youth FC	U10 Male	Sutton Courtenay Youth FC U10	No	0.5	0		0.5	1		
North (Vale)		U11 Mixed				Sutton Courtenay Youth FC U11	No	0.5	0		0.5				
North (Vale)	OLD WALLINGFORD WAY RECREATION GROUND 1			Adult Football		Sutton Courtenay	Open Aged Male	Sutton Courtenay First	No	0.5	0		0.5	1	
North (Vale)		Sutton Courtenay Youth FC				U15 Male	Sutton Courtenay Youth FC U15	No	0.5	0		0.5			
North (Vale)	OLD WALLINGFORD WAY RECREATION GROUND 2			Adult Football		Sutton Courtenay	Open Aged Male	Sutton Courtenay Reserves	No	0.5	0		0.5	0.5	
North (Vale)	SOUTHERN TOWN PARK 1			Secure		Abingdon Youth	U16 Male	Abingdon Youth U16	No	0.5	0		0.5	1.5	

Sub-area	Pitch Name	Also known as	Security of community use	Pitch Size and Type	Club Name	Team Type	Team Name	Is demand imported	Match equivalents (MATCHES)	Match equivalents (TRAINING)	Match equivalents (OTHER)	Match equivalents (TOTAL)	Match equivalents for pitch (TOTAL)	Notes	
North (Vale)				Youth Football 11v11		U15 Male	Abingdon Youth U15 Dragons	No	0.5	0		0.5			
North (Vale)						U14 Female	Abingdon Youth U14 Girls	No	0.5	0		0.5			
North (Vale)	SOUTHERN TOWN PARK 10			Mini Soccer 5v5		U8 Male	Abingdon Youth U8 Dragons	No	0.5	0		0.5	1		
North (Vale)						U8 Male	Abingdon Youth U8 Yellow	No	0.5	0		0.5			
North (Vale)	SOUTHERN TOWN PARK 11			Mini Soccer 7v7		U11 Female	Abingdon Youth U11 Girls	No	0.5	0		0.5	1.5		
North (Vale)						U9 Male	Abingdon Youth U9 Yellow	No	0.5	0		0.5			
North (Vale)						U10 Boys	Abingdon Youth U10 Yellow	No	0.5	0		0.5			

Sub-area	Pitch Name	Also known as	Security of community use	Pitch Size and Type	Club Name	Team Type	Team Name	Is demand imported	Match equivalents (MATCHES)	Match equivalents (TRAINING)	Match equivalents (OTHER)	Match equivalents (TOTAL)	Match equivalents for pitch (TOTAL)	Notes	
North (Vale)	SOUTHERN TOWN PARK 12			Mini Soccer 7v7		U9 Male	Abingdon Youth U9 Green	No	0.5	0		0.5	1.5		
North (Vale)						U10 Boys	Abingdon Youth U10 Green	No	0.5	0		0.5			
North (Vale)						U10 Boys	Abingdon Youth U10 White	No	0.5	0		0.5			
North (Vale)	SOUTHERN TOWN PARK 2			Youth Football 11v11			U21 Male	Abingdon Youth U21 Green	No	0.5	0		0.5	1.5	
North (Vale)							U15 Female	Abingdon Youth U15 Girls	No	0.5	0		0.5		
North (Vale)							U14 Male	Abingdon Youth U14 Greens	No	0.5	0		0.5		
North (Vale)	SOUTHERN TOWN PARK 3			Youth Football 11v11			U14 Male	Abingdon Youth U14 Yellow	No	0.5	0		0.5	1	

Sub-area	Pitch Name	Also known as	Security of community use	Pitch Size and Type	Club Name	Team Type	Team Name	Is demand imported	Match equivalents (MATCHES)	Match equivalents (TRAINING)	Match equivalents (OTHER)	Match equivalents (TOTAL)	Match equivalents for pitch (TOTAL)	Notes
North (Vale)						U15 Male	Abingdon Youth U15 Yellow	No	0.5	0		0.5		
North (Vale)	SOUTHERN TOWN PARK 4			Youth Football 9v9		U11 Mixed	Abingdon Youth U11 Dragons	No	0.5	0		0.5	1.5	
North (Vale)					U12 Male	Abingdon Youth U12 Green	No	0.5	0		0.5			
North (Vale)					U11 Male	Abingdon Youth U11 Yellow	No	0.5	0		0.5			
North (Vale)					U12 Male	Abingdon Youth U12 Yellow	No	0.5	0		0.5			
North (Vale)	SOUTHERN TOWN PARK 5			Youth Football 9v9		U11 Male	Abingdon Youth U11 Green	No	0.5	0		0.5	1.5	
North (Vale)					U12 Female	Abingdon Youth U12 Girls Green	No	0.5	0		0.5			
North (Vale)														

Sub-area	Pitch Name	Also known as	Security of community use	Pitch Size and Type	Club Name	Team Type	Team Name	Is demand imported	Match equivalents (MATCHES)	Match equivalents (TRAINING)	Match equivalents (OTHER)	Match equivalents (TOTAL)	Match equivalents for pitch (TOTAL)	Notes		
North (Vale)	SOUTHERN TOWN PARK 6		Secure	Youth Football 9v9	Steventon	U11 Male	Abingdon Youth U11 White	No	0.5	0		0.5	1			
North (Vale)						U12 Female	Abingdon Youth U12 Girls Yellow	No	0.5	0		0.5				
North (Vale)	SOUTHERN TOWN PARK 8			Mini Soccer 5v5		U8 Female	Abingdon Youth U8 Girls	No	0.5	0			0.5	1		
North (Vale)						U7 Male	Abingdon Youth U7 Green	No	0.5	0		0.5				
North (Vale)	SOUTHERN TOWN PARK 9			Mini Soccer 5v5		U7 Male	Abingdon Youth U7 Yellow	No	0.5	0			0.5	1		
North (Vale)						U8 Male	Abingdon Youth U8 Green	No	0.5	0		0.5				
North (Vale)	STEVENTON SPORTS AND SOCIAL CLUB 1			Secure		Adult Football	Steventon	Open Aged Male	Steventon First	No	0.5	0		0.5	1	
North (Vale)								Open Aged Male	Steventon Reserves	No	0.5	0		0.5		

Sub-area	Pitch Name	Also known as	Security of community use	Pitch Size and Type	Club Name	Team Type	Team Name	Is demand imported	Match equivalents (MATCHES)	Match equivalents (TRAINING)	Match equivalents (OTHER)	Match equivalents (TOTAL)	Match equivalents for pitch (TOTAL)	Notes
North (Vale)	THE HEIGHTS 1		Secure	Adult Football	Goring United Good Old Boys	Veterans Male	Goring United Good Old Boys Veterans Over 50's	No	0.5	0		0.5	2.5	
North (Vale)					Goring United Vets	Veterans Male	Goring United Vets First	No	0.5	0		0.5		
North (Vale)					Milton United	U16 Male	Milton United U16	No	0.5	0		0.5		
North (Vale)						Open Aged Female	Milton United Ladies	No	0.5	0		0.5		
North (Vale)						Open Aged Male	Milton United First	No	0.5	0		0.5		
North (Vale)	THE HEIGHTS 2		Adult Football	Goring United Good Old Boys	Veterans Male	Goring United Good Old Boys Veterans Over 50's Blue	No	0.5	0		0.5	1.5		
North (Vale)				Milton United	Open Aged Male	Milton United Reserves	No	0.5	0		0.5			
North (Vale)				Milton United	U18 Female	Milton United Girls u18s	No	0.5	0		0.5			

Sub-area	Pitch Name	Also known as	Security of community use	Pitch Size and Type	Club Name	Team Type	Team Name	Is demand imported	Match equivalents (MATCHES)	Match equivalents (TRAINING)	Match equivalents (OTHER)	Match equivalents (TOTAL)	Match equivalents for pitch (TOTAL)	Notes
North (Vale)	THE HEIGHTS 3			Youth Football 9v9		U13 Mixed	Milton United u13	No	0.5	0		0.5	1	
North (Vale)						U12 Male	Milton United U12	No	0.5	0		0.5		
North (Vale)	WOOTTON & DRY SANDFORD COMMUNITY CENTRE 1		Secure	Adult Football	St Edmunds	U13 Mixed	St Edmunds U13 Wootton	No	0.5	0		0.5	1	
North (Vale)						U16 Male	St Edmunds U16 Wootton	No	0.5	0		0.5		
North (Vale)	WOOTTON & DRY SANDFORD COMMUNITY CENTRE 2			Adult Football		U15 Mixed	St Edmunds U15 Wootton	No	0.5	0		0.5	1	
North (Vale)						U21 Male	St Edmunds U21 Wootton	No	0.5	0		0.5		
North (Vale)	WOOTTON & DRY SANDFORD COMMUNITY CENTRE 3			Mini Soccer 7v7		U8 Mixed	St Edmunds U8	No	0.25	0		0.25	0.75	
North (Vale)						U9 Mixed	St Edmunds U9	No	0.5	0		0.5		
North (Vale)	FOREST SIDE 1			Secure		Youth Football 9v9	Kennington Athletic	U11 Male	Kennington Athletic U11 Yellows	No	0.5	0		0.5
North (Vale)			U12 Male		Kennington Athletic U12 Green			No	0.5	0		0.5		

Sub-area	Pitch Name	Also known as	Security of community use	Pitch Size and Type	Club Name	Team Type	Team Name	Is demand imported	Match equivalents (MATCHES)	Match equivalents (TRAINING)	Match equivalents (OTHER)	Match equivalents (TOTAL)	Match equivalents for pitch (TOTAL)	Notes	
North (Vale)			Secure			U12 Male	Kennington Athletic U12 Yellow	No	0.5	0		0.5			
North (Vale)	FOREST SIDE 2			Mini Soccer 7v7		U9 Male	Kennington Athletic U9 Yellows	No	0.5	0		0.5	0.5		
North (Vale)	FOREST SIDE 3			Mini Soccer 7v7		U9 Male	Kennington Athletic U9 Greens	No	0.5	0		0.5	1		
North (Vale)						U10 Female	Kennington Athletic U10 Girls	No	0.5	0		0.5			
North (Vale)	PLAYFIELD ROAD 1			Adult Football		Open Aged Male	Kennington Athletic Reserves	No	0.5	0		0.5	1		
North (Vale)						Open Aged Male	Kennington Athletic First	No	0.5	0		0.5			
North (Vale)	PLAYFIELD ROAD 3			Youth Football 11v11		U14 Male	Kennington Athletic U14 Yellows	No	0.5	0		0.5	1.5		
North (Vale)						U15 Male	Kennington Athletic U15	No	0.5	0		0.5			

Sub-area	Pitch Name	Also known as	Security of community use	Pitch Size and Type	Club Name	Team Type	Team Name	Is demand imported	Match equivalents (MATCHES)	Match equivalents (TRAINING)	Match equivalents (OTHER)	Match equivalents (TOTAL)	Match equivalents for pitch (TOTAL)	Notes
North (Vale)	PLAYFIELD ROAD 4			Mini Soccer 5v5		U13 Male	Kennington Athletic U13	No	0.5	0		0.5	1.5	
North (Vale)		U8 Male				Kennington Athletic U8 Yellows	No	0.5	0		0.5			
North (Vale)		U7 Mixed				Kennington Athletic U7 Yellows	No	0.5	0		0.5			
North (Vale)		U8 Female				Kennington Athletic U8 Girls	No	0.5	0		0.5			
North (Vale)		PLAYFIELD ROAD 5					U10 Mixed	Kennington Athletic U10	No	0.5	0			0.5
North (Vale)	BROOKES SPORT BOTLEY 1		Unsecure	Adult Football	Oxford Brookes University	Open Aged Male	Oxford Brookes University Fourths	No	0.5	0		0.5	1	
North (Vale)					The Queens Head	Open Aged Male	The Queens Head First	No	0.5	0		0.5		
North (Vale)	BROOKES SPORT BOTLEY 2			Adult Football	Oxford Brookes University	Open Aged Male	Oxford Brookes	No	0.5	0		0.5	0.5	

Sub-area	Pitch Name	Also known as	Security of community use	Pitch Size and Type	Club Name	Team Type	Team Name	Is demand imported	Match equivalents (MATCHES)	Match equivalents (TRAINING)	Match equivalents (OTHER)	Match equivalents (TOTAL)	Match equivalents for pitch (TOTAL)	Notes
							University Seconds							
North (Vale)	BROOKES SPORT BOTLEY 3			Adult Football		Open Aged Male	Oxford Brookes University Thirds	No	0.5	0		0.5	0.5	
North (Vale)	CLOSES FIELD 1		Secure	Adult Football	Cumnor Minors	U13 Mixed	Cumnor Minors U13 Eagles	No	0.5	0		0.5	2.75	
North (Vale)						U12 Male	Cumnor Minors U12 Whites	No	0.25	0		0.25		
North (Vale)						U12 Mixed	Cumnor Minors U12 Blues	No	0.25	0		0.25		
North (Vale)						U11 Male	Cumnor Minors U11	No	0.25	0		0.25		
North (Vale)						U12 Female	Cumnor Minors U12 Warriors Girls	No	0.25	0		0.25		
North (Vale)						U11 Female	Cumnor Minors U11 Panthers Girls	No	0.25	0		0.25		

Sub-area	Pitch Name	Also known as	Security of community use	Pitch Size and Type	Club Name	Team Type	Team Name	Is demand imported	Match equivalents (MATCHES)	Match equivalents (TRAINING)	Match equivalents (OTHER)	Match equivalents (TOTAL)	Match equivalents for pitch (TOTAL)	Notes
North (Vale)	CLOSES FIELD 2			Mini Soccer 7v7		U13 Male	Cumnor Minors U13 Falcons	No	0.5	0		0.5	1.5	
North (Vale)						U10 Female	Cumnor Minors U10 Pumas Girls	No	0.5	0		0.5		
North (Vale)						U9 Female	Cumnor Minors U9 Tigers Girls	No	0.5	0		0.5		
North (Vale)						U7 Mixed	Cumnor Minors U7 Boys	No	0.25	0		0.25		
North (Vale)						U8 Female	Cumnor Minors U8 Jaguars Girls	No	0.25	0		0.25		
North (Vale)	CLOSES FIELD 3			Mini Soccer 7v7		U9 Male	Cumnor Minors U9	No	0.5	0		0.5	0.75	
North (Vale)						U8 Mixed	Cumnor Minors U8	No	0.25	0		0.25		
North (Vale)	FOGWELL ROAD RECREATION GROUND 2		Secure	Youth Football 11v11	Botley Boys & Girls	U16 Mixed	Botley Boys & Girls U16	No	0.5	0		0.5	1.5	
North (Vale)						U13 Mixed	Botley Boys & Girls U13	No	0.5	0		0.5		

Sub-area	Pitch Name	Also known as	Security of community use	Pitch Size and Type	Club Name	Team Type	Team Name	Is demand imported	Match equivalents (MATCHES)	Match equivalents (TRAINING)	Match equivalents (OTHER)	Match equivalents (TOTAL)	Match equivalents for pitch (TOTAL)	Notes
North (Vale)						U17 Mixed	Botley Boys & Girls U17	No	0.5	0		0.5		
North (Vale)	FOGWELL ROAD RECREATION GROUND 3			Mini Soccer 7v7		U8 Mixed	Botley Boys & Girls U8	No	0.5	0.25		0.75	2.5	Training on a weekend day, likely for this team, is half a match equivalent divided by two as only training every other week on grass with matches on the other week.
North (Vale)						U7 Mixed	Botley Boys & Girls U7	No	0.5	0		0.5		
North (Vale)						U9 Mixed	Botley Boys & Girls U9	No	0.5	0		0.5		
North (Vale)						U10 Mixed	Botley Boys & Girls U10	No	0.5	0.25		0.75		
North (Vale)														

Sub-area	Pitch Name	Also known as	Security of community use	Pitch Size and Type	Club Name	Team Type	Team Name	Is demand imported	Match equivalents (MATCHES)	Match equivalents (TRAINING)	Match equivalents (OTHER)	Match equivalents (TOTAL)	Match equivalents for pitch (TOTAL)	Notes
														equivalent divided by two as only training every other week on grass with matches on the other week.
North (Vale)	LOUIE MEMORIAL PAVILION 2		Secure	Youth Football 9v9		U11 Mixed	Botley Boys & Girls U11	No	0.5	0		0.5	1	
North (Vale)			Secure			U12 Mixed	Botley Boys & Girls U12	No	0.5	0		0.5		
North (Vale)	SOUTHERN BYPASS GROUND 1		Unsecure	Adult Football	Cumnor Minors	U14 Mixed	Cumnor Minors U14 Blues	No	0.5	0		0.5	3.5	
North (Vale)			Unsecure			U15 Female	Cumnor Minors U15 Girls	No	0.5	0		0.5		
North (Vale)			Unsecure			U15 Mixed	Cumnor Minors U15	No	0.5	0		0.5		
North (Vale)			Unsecure			U14 Mixed	Cumnor Minors U14 Whites	No	0.5	0		0.5		

Sub-area	Pitch Name	Also known as	Security of community use	Pitch Size and Type	Club Name	Team Type	Team Name	Is demand imported	Match equivalents (MATCHES)	Match equivalents (TRAINING)	Match equivalents (OTHER)	Match equivalents (TOTAL)	Match equivalents for pitch (TOTAL)	Notes
North (Vale)			Unsecure			U14 Female	Cumnor Minors U14 Girls	No	0.5	0		0.5		
North (Vale)			Unsecure			U14 Male	Cumnor Minors U14 Greens	No	0.5	0		0.5		
North (Vale)			Unsecure			U17 Female	Cumnor Minors U17 Girls	No	0.5	0		0.5		
North (Vale)	THRUPP LANE 1		Unsecure	Adult Football	Radley Youth	U21 Male	Radley Youth U21	No	0.5	0		0.5	2	
North (Vale)						U17 Male	Radley Youth U17	No	0.5	0		0.5		
North (Vale)						U13 Mixed	Radley Youth U13 Youth	No	0.5	0		0.5		
North (Vale)						U14 Mixed	Radley Youth U14	No	0.5	0		0.5		
North (Vale)	THRUPP LANE 2			Youth Football 9v9		U11 Mixed	Radley Youth U11 Youth	No	0.5	0		0.5	1.5	
North (Vale)						U11 Male	Radley Youth U11 United	No	0.5	0		0.5		
North (Vale)						U12 Male	Radley Youth U12 Youth	No	0.5	0		0.5		

Sub-area	Pitch Name	Also known as	Security of community use	Pitch Size and Type	Club Name	Team Type	Team Name	Is demand imported	Match equivalents (MATCHES)	Match equivalents (TRAINING)	Match equivalents (OTHER)	Match equivalents (TOTAL)	Match equivalents for pitch (TOTAL)	Notes
North (Vale)	THRUPP LANE 3		Secure	Mini Soccer 7v7		U9 Mixed	Radley Youth U9 United	No	0.5	0		0.5	1	
North (Vale)						U10 Male	Radley Youth U10 United	No	0.5	0		0.5		
North (Vale)	THRUPP LANE 4			Mini Soccer 5v5		U8 Mixed	Radley Youth U8 United	No	0.5	0		0.5	2	
North (Vale)						U7 Mixed	Radley Youth U7 United	No	0.5	0		0.5		
North (Vale)						U8 Mixed	Radley Youth U8	No	0.5	0		0.5		
North (Vale)						U7 Mixed	Radley Youth U7	No	0.5	0		0.5		
South (Vale)	BLEWBURY RECREATION GROUND 2		Secure	Youth Football 11v11	Blewbury Amazons Girls Football Club	U13 Female	Blewbury Amazons Girls Football Club U13 Assassins	No	0.5	0		0.5	1	We understand that the club occasionally use the Upton Village Recreation Ground for some teams, although there are no pitches
South (Vale)						U13 Female	Blewbury Amazons Girls Football Club U13 Warriors	No	0.5	0		0.5		
South (Vale)							U11 Female	Blewbury Amazons Girls	No	0.5	0		0.5	

Sub-area	Pitch Name	Also known as	Security of community use	Pitch Size and Type	Club Name	Team Type	Team Name	Is demand imported	Match equivalents (MATCHES)	Match equivalents (TRAINING)	Match equivalents (OTHER)	Match equivalents (TOTAL)	Match equivalents for pitch (TOTAL)	Notes
	BLEWBURY RECREATION GROUND 3			Youth Football 9v9			Football Club U11 Panthers						1	permanently marked out on the playing field
South (Vale)						U12 Female	Blewbury Amazons Girls Football Club U12	No	0.5	0		0.5		
South (Vale)						U11 Female	Blewbury Amazons Girls Football Club U11 Wildcats	No	0.5	0		0.5		
South (Vale)	BLEWBURY RECREATION GROUND 4			Mini Soccer 5v5		U7 Female	Blewbury Amazons Girls Football Club U7 Phantoms	No	0.5	0		0.5		
South (Vale)						U8 Female	Blewbury Amazons Girls Football Club U8 Falcons	No	0.5	0		0.5		
South (Vale)	BLEWBURY RECREATION GROUND 5			Mini Soccer 7v7		U10 Female	Blewbury Amazons Girls Football Club U10 Avengers	No	0.5	0		0.5		

Sub-area	Pitch Name	Also known as	Security of community use	Pitch Size and Type	Club Name	Team Type	Team Name	Is demand imported	Match equivalents (MATCHES)	Match equivalents (TRAINING)	Match equivalents (OTHER)	Match equivalents (TOTAL)	Match equivalents for pitch (TOTAL)	Notes
South (Vale)						U10 Female	Blewbury Amazons Girls Football Club U10 Gladiators	No	0.5	0		0.5		
South (Vale)						U9 Female	Blewbury Amazons Girls Football Club U9 Spartans	No	0.5	0		0.5		
South (Vale)						U9 Female	Blewbury Amazons Girls Football Club U9 Valkyries	No	0.5	0.25		0.75		
South (Vale)						Unsecure	Adult Football	U14 Female	Blewbury Amazons Girls	No	0.5	0		

Sub-area	Pitch Name	Also known as	Security of community use	Pitch Size and Type	Club Name	Team Type	Team Name	Is demand imported	Match equivalents (MATCHES)	Match equivalents (TRAINING)	Match equivalents (OTHER)	Match equivalents (TOTAL)	Match equivalents for pitch (TOTAL)	Notes
	HARWELL LABS RECREATIONAL ASSOCIATION 1						Football Club U14 Samurai's							
South (Vale)					Chilsley FC	Veterans Male	Chilsley FC Veterans Blacks	No	0.5	0		0.5		
South (Vale)					Chilton FC	Open Aged Male	Chilton FC Sunday	No	0.5	0		0.5		
South (Vale)					Harwell Saints FC	Open Aged Male	Harwell Saints FC First	No	0.5	0		0.5		
South (Vale)	HARWELL LABS RECREATIONAL ASSOCIATION 4			Mini Soccer 7v7	Didcot Town Youth	U14 Male	Didcot Town Youth U14 Green	No	0.75	0.5		1.25	3.125	Figure high as age group inappropriate for 7v7 size pitch.
South (Vale)						U12 Female	Didcot Town Youth U12 Girls	No	0.5	0.25		0.75		Training for juniors playing on a Sunday is half a match equivalent divided by two as only training every other

Sub-area	Pitch Name	Also known as	Security of community use	Pitch Size and Type	Club Name	Team Type	Team Name	Is demand imported	Match equivalents (MATCHES)	Match equivalents (TRAINING)	Match equivalents (OTHER)	Match equivalents (TOTAL)	Match equivalents for pitch (TOTAL)	Notes
														week with matches on the other week.
South (Vale)						U8 Mixed	Didcot Town Youth U8 Green	No	0.25	0.125		0.375		Training for juniors playing on a Sunday is half a match equivalent divided by two as only training every other week with matches on the other week.
South (Vale)						U11 Male	Didcot Town Youth U11 Red	No	0.5	0.25		0.75		Training for juniors playing on a Sunday is half a match equivalent divided by two as only training every other week with

Sub-area	Pitch Name	Also known as	Security of community use	Pitch Size and Type	Club Name	Team Type	Team Name	Is demand imported	Match equivalents (MATCHES)	Match equivalents (TRAINING)	Match equivalents (OTHER)	Match equivalents (TOTAL)	Match equivalents for pitch (TOTAL)	Notes	
														matches on the other week.	
South (Vale)	RUTHERFORD LABS		Unsecure	Adult Football	Harwell and Hendred	Various	Various	No	0.5	0		0.5	0.5		
South (Vale)	ALFREDIAN PARK 1		Secure	Adult Football	Wantage Town FC	Open Aged Male	Wantage Town FC Men's 'A' Team	No	0.5	0		0.5	0.5		
South (Vale)	ALFREDIAN PARK 10			Adult Football		Open Aged Male	Wantage Town FC Men's Development	No	0.5	0		0.5	1.5		
South (Vale)						U13 Female	Wantage Town FC U13 Girls	No	0.5	0	0.5				
South (Vale)						U15 Female	Wantage Town FC U15 Girls	No	0.5	0	0.5				
South (Vale)	ALFREDIAN PARK 2			Adult Football		U14 Mixed	Wantage Town FC U14 Boys	No	0.5	0		0.5	1.5		

Sub-area	Pitch Name	Also known as	Security of community use	Pitch Size and Type	Club Name	Team Type	Team Name	Is demand imported	Match equivalents (MATCHES)	Match equivalents (TRAINING)	Match equivalents (OTHER)	Match equivalents (TOTAL)	Match equivalents for pitch (TOTAL)	Notes	
South (Vale)						U16 Mixed	Wantage Town FC U16 Boys	No	0.5	0		0.5			
South (Vale)						Open Aged Male	Wantage Town FC Men's First	No	0.5	0		0.5			
South (Vale)	ALFREDIAN PARK 3			Adult Football		U17 Male	Wantage Town FC U17 Boys	No	0.5	0			0.5	1.5	
South (Vale)						Open Aged Female	Wantage Town FC Women's First	No	0.5	0		0.5			
South (Vale)						U14 Female	Wantage Town FC U14 Girls	No	0.5	0		0.5			
South (Vale)	ALFREDIAN PARK 5			Mini Soccer 5v5		U7 Mixed	Wantage Town FC U7	No	0.5	0.125		0.625	1.25	Training for juniors playing on a Sunday is half a match equivalent divided by two as only training every other	

Sub-area	Pitch Name	Also known as	Security of community use	Pitch Size and Type	Club Name	Team Type	Team Name	Is demand imported	Match equivalents (MATCHES)	Match equivalents (TRAINING)	Match equivalents (OTHER)	Match equivalents (TOTAL)	Match equivalents for pitch (TOTAL)	Notes
														week with matches on the other week.
South (Vale)						U7 Girls	Wantage Town FC U7	No	0.5	0.125		0.625		Training for juniors playing on a Sunday is half a match equivalent divided by two as only training every other week with matches on the other week.
South (Vale)	ALFREDIAN PARK 6			Mini Soccer 7v7		U10 Mixed	Wantage Town FC U10 Boys	No	0.5	0.25		0.75	0.75	Training for juniors playing on a Sunday is half a match equivalent divided by two as only training every other week with

Sub-area	Pitch Name	Also known as	Security of community use	Pitch Size and Type	Club Name	Team Type	Team Name	Is demand imported	Match equivalents (MATCHES)	Match equivalents (TRAINING)	Match equivalents (OTHER)	Match equivalents (TOTAL)	Match equivalents for pitch (TOTAL)	Notes
														matches on the other week.
South (Vale)	ALFREDIAN PARK 7			Mini Soccer 7v7		U10 Female	Wantage Town FC U10 Girls	No	0.5	0.25		0.75	1.5	Training for juniors playing on a Sunday is half a match equivalent divided by two as only training every other week with matches on the other week.
South (Vale)						U9 Female	Wantage Town FC U9 Girls	No	0.5	0.25		0.75		Training for juniors playing on a Sunday is half a match equivalent divided by two as only training every other week with matches on the other week.

Sub-area	Pitch Name	Also known as	Security of community use	Pitch Size and Type	Club Name	Team Type	Team Name	Is demand imported	Match equivalents (MATCHES)	Match equivalents (TRAINING)	Match equivalents (OTHER)	Match equivalents (TOTAL)	Match equivalents for pitch (TOTAL)	Notes
South (Vale)	ALFREDIAN PARK 8			Youth Football 9v9		U11 Mixed	Wantage Town FC U11	No	0.5	0.25		0.75	1.5	Training for juniors playing on a Sunday is half a match equivalent divided by two as only training every other week with matches on the other week.
South (Vale)						U12 Female	Wantage Town FC U12 Girls	No	0.5	0.25		0.75		Training for juniors playing on a Sunday is half a match equivalent divided by two as only training every other week with matches on the other week.

Sub-area	Pitch Name	Also known as	Security of community use	Pitch Size and Type	Club Name	Team Type	Team Name	Is demand imported	Match equivalents (MATCHES)	Match equivalents (TRAINING)	Match equivalents (OTHER)	Match equivalents (TOTAL)	Match equivalents for pitch (TOTAL)	Notes
South (Vale)	ALFREDIAN PARK 9			Youth Football 9v9		U12 Mixed	Wantage Town FC U12 Boys	No	0.5	0.25		0.75	0.75	Training for juniors playing on a Sunday is half a match equivalent divided by two as only training every other week with matches on the other week.
South (Vale)	ARDINGTON AND LOCKINGE SPORTS CLUB 1		Secure	Adult Football	Ardington & Lockinge Youth	U11 Female	Ardington & Lockinge Youth U11 Girls	No	0.5	0.25		0.75	1.5	Training on a weekend day, likely for this team, is half a match equivalent divided by two as only training every other week on grass with matches on the other week.

Sub-area	Pitch Name	Also known as	Security of community use	Pitch Size and Type	Club Name	Team Type	Team Name	Is demand imported	Match equivalents (MATCHES)	Match equivalents (TRAINING)	Match equivalents (OTHER)	Match equivalents (TOTAL)	Match equivalents for pitch (TOTAL)	Notes
South (Vale)						U13 Male	Ardington & Lockinge Youth U13's	No	0.5	0.25		0.75		Training on a weekend day, likely for this team, is half a match equivalent divided by two as only training every other week on grass with matches on the other week.
South (Vale)	ARDINGTON AND LOCKINGE SPORTS CLUB 2			Adult Football		U15 Male	Ardington & Lockinge Youth U15 Blues	No	0.5	0.25		0.75	1.5	Training on a weekend day, likely for this team, is half a match equivalent divided by two as only training every other week on grass with matches on the other week.

Sub-area	Pitch Name	Also known as	Security of community use	Pitch Size and Type	Club Name	Team Type	Team Name	Is demand imported	Match equivalents (MATCHES)	Match equivalents (TRAINING)	Match equivalents (OTHER)	Match equivalents (TOTAL)	Match equivalents for pitch (TOTAL)	Notes
South (Vale)						U15 Male	Ardington & Lockinge Youth U15 Whites	No	0.5	0.25		0.75		Training on a weekend day, likely for this team, is half a match equivalent divided by two as only training every other week on grass with matches on the other week.
South (Vale)	ARDINGTON AND LOCKINGE SPORTS CLUB 3			Youth Football 11v11		U8 Male	Ardington & Lockinge Youth U8s	No	0.125	0.0625		0.1875	0.375	Training on a weekend day, likely for this team, is half a match equivalent divided by two as only training every other week on grass with matches on the other week.

Sub-area	Pitch Name	Also known as	Security of community use	Pitch Size and Type	Club Name	Team Type	Team Name	Is demand imported	Match equivalents (MATCHES)	Match equivalents (TRAINING)	Match equivalents (OTHER)	Match equivalents (TOTAL)	Match equivalents for pitch (TOTAL)	Notes
South (Vale)						U9 Male	Ardington & Lockinge Youth U9 Whites	No	0.125	0.0625		0.1875		Training on a weekend day, likely for this team, is half a match equivalent divided by two as only training every other week on grass with matches on the other week.
South (Vale)	ARDINGTON AND LOCKINGE SPORTS CLUB 4			Youth Football 11v11		U9 Male	Ardington & Lockinge Youth U9 Blues	No	0.125	0.0625		0.1875	0.375	Training on a weekend day, likely for this team, is half a match equivalent divided by two as only training every other week on grass with matches on the other week.

Sub-area	Pitch Name	Also known as	Security of community use	Pitch Size and Type	Club Name	Team Type	Team Name	Is demand imported	Match equivalents (MATCHES)	Match equivalents (TRAINING)	Match equivalents (OTHER)	Match equivalents (TOTAL)	Match equivalents for pitch (TOTAL)	Notes
South (Vale)						U6 Mixed	Ardington & Lockinge Youth U6 Rising Stars	No	0.125	0.0625		0.1875		Training on a weekend day, likely for this team, is half a match equivalent divided by two as only training every other week on grass with matches on the other week.
South (Vale)	EAST HENDRED SPORTS GROUND 1		Secure	Adult Football	East Hendred AFC	Open Aged Male	East Hendred AFC First	No	0.5	0		0.5	3	
South (Vale)			Secure			Open Aged Male	East Hendred AFC Reserves	No	0.5	0		0.5		
South (Vale)			Secure		Harwell and	U15 Male	Harwell and Hendred Youth U15	No	0.5	0.5		1		

Sub-area	Pitch Name	Also known as	Security of community use	Pitch Size and Type	Club Name	Team Type	Team Name	Is demand imported	Match equivalents (MATCHES)	Match equivalents (TRAINING)	Match equivalents (OTHER)	Match equivalents (TOTAL)	Match equivalents for pitch (TOTAL)	Notes
South (Vale)			Secure		Hendred Youth	U15 Male	Harwell and Hendred Youth	No	0.5	0.5		1		
South (Vale)	GROVE RECREATION LANE 1		Secure	Adult Football	Grove Challengers	U18 Male	Grove Challengers U18	No		0.5		0.5	3	
South (Vale)						U13 Mixed	Grove Challengers U13 White	No		0.5		0.5		
South (Vale)						U13 Mixed	Grove Challengers U13 Black	No	0.5	0.5		1		
South (Vale)						U14 Mixed	Grove Challengers U14	No	0.5	0.5		1		
South (Vale)						U18 Male	Grove Challengers U18	No	0.5			0.5		
South (Vale)	GROVE RECREATION LANE 2			Adult Football		U13 Mixed	Grove Challengers U13 White	No	0.5			0.5	1	

Sub-area	Pitch Name	Also known as	Security of community use	Pitch Size and Type	Club Name	Team Type	Team Name	Is demand imported	Match equivalents (MATCHES)	Match equivalents (TRAINING)	Match equivalents (OTHER)	Match equivalents (TOTAL)	Match equivalents for pitch (TOTAL)	Notes
South (Vale)	GROVE RECREATION LANE 5			Youth Football 11v11		U12 Mixed	Grove Challengers U12 Blacks	No	0.25	0.125		0.375	1.125	Training for juniors playing on a Sunday is half a match equivalent divided by two as only training every other week with matches on the other week.
South (Vale)						U12 Mixed	Grove Challengers U12 White	No	0.25	0.125		0.375		Training for juniors playing on a Sunday is half a match equivalent divided by two as only training every other week with matches on the other week.

Sub-area	Pitch Name	Also known as	Security of community use	Pitch Size and Type	Club Name	Team Type	Team Name	Is demand imported	Match equivalents (MATCHES)	Match equivalents (TRAINING)	Match equivalents (OTHER)	Match equivalents (TOTAL)	Match equivalents for pitch (TOTAL)	Notes
South (Vale)						U11 Mixed	Grove Challengers U11	No	0.25	0.125		0.375		Training for juniors playing on a Sunday is half a match equivalent divided by two as only training every other week with matches on the other week.
South (Vale)	GROVE RECREATION LANE 7			Mini Soccer 7v7		U9 Mixed	Grove Challengers U9	No	0.5	0.25		0.75	2.25	Training for juniors playing on a Sunday is half a match equivalent divided by two as only training every other week with matches on the other week.

Sub-area	Pitch Name	Also known as	Security of community use	Pitch Size and Type	Club Name	Team Type	Team Name	Is demand imported	Match equivalents (MATCHES)	Match equivalents (TRAINING)	Match equivalents (OTHER)	Match equivalents (TOTAL)	Match equivalents for pitch (TOTAL)	Notes
South (Vale)						U7 Mixed	Grove Challengers U7	No	0.25	0.125		0.375		Training for juniors playing on a Sunday is half a match equivalent divided by two as only training every other week with matches on the other week.
South (Vale)						U10 Mixed	Grove Challengers U10	No	0.5	0.25		0.75		Training for juniors playing on a Sunday is half a match equivalent divided by two as only training every other week with matches on the other week.

Sub-area	Pitch Name	Also known as	Security of community use	Pitch Size and Type	Club Name	Team Type	Team Name	Is demand imported	Match equivalents (MATCHES)	Match equivalents (TRAINING)	Match equivalents (OTHER)	Match equivalents (TOTAL)	Match equivalents for pitch (TOTAL)	Notes
South (Vale)						U8 Mixed	Grove Challengers U8	No	0.25	0.125		0.375		Training for juniors playing on a Sunday is half a match equivalent divided by two as only training every other week with matches on the other week.
South (Vale)	TUGWELL FIELD 1		Secure	Youth Football 11v11	Wantage Town FC	Walking Football Male	Wantage Town FC Walking	No	0.1	0.1		0.2	0.95	Wear on pitch much reduced with walking football, so 0.1 match equivalents used for matches and training
South (Vale)						U13 Mixed	Wantage Town FC U13 Boys	No	0.5	0.25		0.75		Training on a weekend day, likely for this team, is half a match

Sub-area	Pitch Name	Also known as	Security of community use	Pitch Size and Type	Club Name	Team Type	Team Name	Is demand imported	Match equivalents (MATCHES)	Match equivalents (TRAINING)	Match equivalents (OTHER)	Match equivalents (TOTAL)	Match equivalents for pitch (TOTAL)	Notes
														equivalent divided by two as only training every other week on grass with matches on the other week.
South (Vale)	TUGWELL FIELD 2			Mini Soccer 7v7		U8 Mixed	Wantage Town FC U8	No	0.25	0.125		0.375	1.125	Training on a weekend day, likely for this team, is half a match equivalent divided by two as only training every other week on grass with matches on the other week.
South (Vale)						U10 Mixed	Wantage Town FC U10 Green	No	0.5	0.25		0.75		Training on a weekend day, likely for this team, is half a match

Sub-area	Pitch Name	Also known as	Security of community use	Pitch Size and Type	Club Name	Team Type	Team Name	Is demand imported	Match equivalents (MATCHES)	Match equivalents (TRAINING)	Match equivalents (OTHER)	Match equivalents (TOTAL)	Match equivalents for pitch (TOTAL)	Notes
														equivalent divided by two as only training every other week on grass with matches on the other week.
South (Vale)	TUGWELL FIELD 3			Mini Soccer 7v7		U9 Mixed	Wantage Town FC U9	No	0.5	0.25		0.75	0.75	Training on a weekend day, likely for this team, is half a match equivalent divided by two as only training every other week on grass with matches on the other week.
West (Vale)	KINGSTON BAGPUIZE SPORTS GROUND 3		Unsecure	Youth Football 11v11	Kingston Colts	U16 Male	Kingston Colts U16	No	0.5	0.5		1	2	Training on a week day – club has portable lighting.

Sub-area	Pitch Name	Also known as	Security of community use	Pitch Size and Type	Club Name	Team Type	Team Name	Is demand imported	Match equivalents (MATCHES)	Match equivalents (TRAINING)	Match equivalents (OTHER)	Match equivalents (TOTAL)	Match equivalents for pitch (TOTAL)	Notes
West (Vale)						U13 Male	Kingston Colts U13	No	0.5	0.5		1		Training on a week day – club has portable lighting.
West (Vale)	KINGSTON BAGPUIZE SPORTS GROUND 4			Youth Football 11v11		U15 Mixed	Kingston Colts U15	No	0.5	0.5		1	1	Training on a week day – club has portable lighting.
West (Vale)	KINGSTON BAGPUIZE SPORTS GROUND 5			Youth Football 9v9		U11 Mixed	Kingston Colts U11	No	0.5	0.5		1	2	Training on a week day – club has portable lighting.
West (Vale)					U12 Mixed	Kingston Colts U12	No	0.5	0.5		1	Training on a week day – club has portable lighting.		
West (Vale)	KINGSTON BAGPUIZE SPORTS GROUND 6			Mini Soccer 5v5		U7 Mixed	Kingston Colts U7	No	0.5	0.25		0.75	1.5	Training on a weekend day, likely for this team, is half a match equivalent divided by two

Sub-area	Pitch Name	Also known as	Security of community use	Pitch Size and Type	Club Name	Team Type	Team Name	Is demand imported	Match equivalents (MATCHES)	Match equivalents (TRAINING)	Match equivalents (OTHER)	Match equivalents (TOTAL)	Match equivalents for pitch (TOTAL)	Notes
														as only training every other week on grass with matches on the other week.
West (Vale)						U8 Mixed	Kingston Colts U8	No	0.5	0.25		0.75		Training on a weekend day, likely for this team, is half a match equivalent divided by two as only training every other week on grass with matches on the other week.
West (Vale)	KINGSTON BAGPUIZE SPORTS			Mini Soccer 7v7		U9 Mixed	Kingston Colts U9	No	0.5	0.5		1	3	Training on a week day – club has portable lighting.
West (Vale)	GROUND 7					U11 Girls	Kingston Colts U11	No	0.5	0.5		1		Training on a week day – club

Sub-area	Pitch Name	Also known as	Security of community use	Pitch Size and Type	Club Name	Team Type	Team Name	Is demand imported	Match equivalents (MATCHES)	Match equivalents (TRAINING)	Match equivalents (OTHER)	Match equivalents (TOTAL)	Match equivalents for pitch (TOTAL)	Notes
														has portable lighting.
West (Vale)						U10 Mixed	Kingston Colts U10	No	0.5	0.5		1		Training on a week day – club has portable lighting.
West (Vale)	CRAVEN PLAYING FIELDS 1		Secure	Adult Football	Uffington United	Open Aged Male	Uffington United First	No	0.5	0		0.5	0.5	
West (Vale)	CRAVEN PLAYING FIELDS 4			Youth Football 11v11	Uffington United Juniors	U10 Mixed	Uffington United Juniors U10 Training	No	0.25	0		0.25	0.75	
West (Vale)						U13 Mixed	Uffington United Juniors U13 Training	No	0.5	0		0.5		
West (Vale)	STANFORD IN THE VALE RECREATION GROUND 1		Secure	Adult Football	Stanford-in-The-Vale	Open Aged Female	Stanford-in-The-Vale Women	No	0.5	0		0.5	1.5	
West (Vale)							Open Aged Male	Stanford-in-The-Vale Reserves	No	0.5	0			0.5

Sub-area	Pitch Name	Also known as	Security of community use	Pitch Size and Type	Club Name	Team Type	Team Name	Is demand imported	Match equivalents (MATCHES)	Match equivalents (TRAINING)	Match equivalents (OTHER)	Match equivalents (TOTAL)	Match equivalents for pitch (TOTAL)	Notes
West (Vale)						Open Aged Male	Stanford-in-The-Vale First Team	No	0.5	0		0.5		
West (Vale)	STANFORD IN THE VALE RECREATION GROUND 2		Secure	Mini Soccer 5v5	Faringdon Town	U9 Male	Stanford-in-The-Vale U9	No	0.5	0		0.5	2	
West (Vale)						U8 Mixed	Stanford-in-The-Vale U8	No	0.5	0		0.5		
West (Vale)						U7 Mixed	Stanford-in-The-Vale U7	No	0.5	0		0.5		
West (Vale)						U10 Mixed	Stanford-in-The-Vale U10	No	0.5	0		0.5		
West (Vale)														
West (Vale)	TUCKER PARK RECREATION GROUND 1		Secure	Adult Football	Faringdon Town	Open Aged Male	Faringdon Town A	No	0.5	0		0.5	1	
West (Vale)						Open Aged Male	Faringdon Town First	No	0.5	0		0.5		
West (Vale)	TUCKER PARK RECREATION GROUND 2			Adult Football		Open Aged Male	Faringdon Town Development	No	0.5	0		0.5	1	
West (Vale)						U16 Male	Faringdon Town U16	No	0.5	0		0.5		

Sub-area	Pitch Name	Also known as	Security of community use	Pitch Size and Type	Club Name	Team Type	Team Name	Is demand imported	Match equivalents (MATCHES)	Match equivalents (TRAINING)	Match equivalents (OTHER)	Match equivalents (TOTAL)	Match equivalents for pitch (TOTAL)	Notes
West (Vale)	TUCKER PARK RECREATION GROUND 3		Secure	Youth Football 11v11	Shrivenham	U11 Male	Faringdon Town U11	No	0.25	0		0.25	1.5	
West (Vale)						U12 Male	Faringdon Town U12	No	0.25	0		0.25		
West (Vale)						U13 Male	Faringdon Town U13	No	0.5	0		0.5		
West (Vale)						U15 Male	Faringdon Town U15	No	0.5	0		0.5		
West (Vale)	TUCKER PARK RECREATION GROUND 4			Mini Soccer 7v7		U8 Male	Faringdon Town U8s	No	0.25	0		0.25	1.25	
West (Vale)						U10 Male	Faringdon Town U10	No	0.5	0		0.5		
West (Vale)						U9 Male	Faringdon Town U9	No	0.5	0		0.5		
West (Vale)	SHRIVENHAM FC			Secure		Adult Football	Shrivenham	U14 Mixed	Shrivenham U14	No	0.5	0		0.5
West (Vale)			U12 Mixed		Shrivenham U12			No	0.4	0		0.4		
West (Vale)			U10 Mixed		Shrivenham U10 White			No	0.25	0		0.25		
West (Vale)			U9 Male		Shrivenham U9			No	0.25	0		0.25		

Sub-area	Pitch Name	Also known as	Security of community use	Pitch Size and Type	Club Name	Team Type	Team Name	Is demand imported	Match equivalents (MATCHES)	Match equivalents (TRAINING)	Match equivalents (OTHER)	Match equivalents (TOTAL)	Match equivalents for pitch (TOTAL)	Notes
West (Vale)						Open Aged Male	Shrivenham FC Development	No	0.5	0.5		1		
West (Vale)						Open Aged Male	Shrivenham First	No	0.5	0.5		1		
West (Vale)						U10 Male	Shrivenham U10 Hoops	No	0.25	0		0.25		
West (Vale)						U18 Male	Shrivenham U18 Youth	No	0.5	0.5		1		
West (Vale)						U8 Mixed	Shrivenham U8 Hoops	No	0.125	0		0.125		
West (Vale)						U8 Mixed	Shrivenham U8 White	No	0.125	0		0.125		
West (Vale)						U7 Mixed	Shrivenham U7 Blue	No	0.125	0		0.125		
West (Vale)						U11 Female	Shrivenham U11 Llonesses Girls	No	0.4	0		0.4		
West (Vale)	CHILDREY PLAYING FIELD		Secure	Adult Football	Childrey FC	U16 Female	Childrey FC U16 Girls	No	0.5	0		0.5	1	
West (Vale)						U18 Male	Childrey FC U18 Youth	No	0.5	0		0.5		

Sub-area	Pitch Name	Also known as	Security of community use	Pitch Size and Type	Club Name	Team Type	Team Name	Is demand imported	Match equivalents (MATCHES)	Match equivalents (TRAINING)	Match equivalents (OTHER)	Match equivalents (TOTAL)	Match equivalents for pitch (TOTAL)	Notes
West (Vale)	EAST HANNEY PLAYING FIELD 1		Secure	Adult Football	Hanney Youth	U16 Mixed	Hanney Youth U16	No	0.5	0		0.5	0.5	
West (Vale)	LETCOMBE REGIS RECREATION GROUND 1		Secure	Adult Football	Letcombe	Open Aged Male	Letcombe Reserves	No	0.5	0		0.5	1	
West (Vale)						Open Aged Male	Letcombe First	No	0.5	0		0.5		
West (Vale)	WEST HANNEY PLAYING FIELD (HANNEY YOUTH FC) 1		Secure	Adult Football	Hanney Youth	Open Aged Male	Hanney Youth Seniors	No	0.5	0		0.5	0.5	
West (Vale)	WEST HANNEY PLAYING FIELD (HANNEY YOUTH FC) 2			Youth Football 11v11		U8 Mixed	Hanney Youth U8 Reds	No	0.125	0		0.125	0.75	
West (Vale)				U7 Mixed		Hanney Youth U7 Reds	No	0.125	0		0.125			
West (Vale)				U15 Mixed		Hanney Youth U15	No	0.5	0		0.5			
West (Vale)		WEST HANNEY PLAYING FIELD (HANNEY YOUTH FC) 3				Youth Football 11v11	U8 Mixed	Hanney Youth U8 Blacks	No	0.125	0		0.125	0.75
West (Vale)				U7 Mixed		Hanney Youth U7 Blacks	No	0.125	0		0.125			

Sub-area	Pitch Name	Also known as	Security of community use	Pitch Size and Type	Club Name	Team Type	Team Name	Is demand imported	Match equivalents (MATCHES)	Match equivalents (TRAINING)	Match equivalents (OTHER)	Match equivalents (TOTAL)	Match equivalents for pitch (TOTAL)	Notes
West (Vale)						U13 Mixed	Hanney Youth U13 Black	No	0.5	0		0.5		
West (Vale)	WEST HANNEY PLAYING FIELD (HANNEY YOUTH FC) 4			Youth Football 9v9		U12 Mixed	Hanney Youth U12 Red	No	0.5	0		0.5	1	
West (Vale)						U12 Mixed	Hanney Youth U12 Black	No	0.5	0		0.5		
West (Vale)							U11 Mixed	Hanney Youth U11 Red	No	0.5	0			0.5
West (Vale)	WEST HANNEY PLAYING FIELD (HANNEY YOUTH FC) 5			Youth Football 9v9		U11 Mixed	Hanney Youth U11 Black	No	0.5	0		0.5		
West (Vale)	WEST HANNEY PLAYING FIELD (HANNEY YOUTH FC) 6			Mini Soccer 7v7		U10 Mixed	Hanney Youth U10	No	0.5	0		0.5	1	
West (Vale)							U9 Mixed	Hanney Youth U9	No	0.5	0			0.5

pp) Demand community use (unsecure and secure GRASS) – summary by pitch

Sub-area	Pitch Name	Security of community use	Pitch Size and Type	Match equivalents for pitch (TOTAL)
North (Vale)	ABINGDON UNITED FOOTBALL CLUB 1	Secure	Adult Football	3
	ABINGDON UNITED FOOTBALL CLUB 2		Youth Football 9v9	1
	ANSON FIELD 1	Secure	Adult Football	1.5
	ANSON FIELD 5		Mini Soccer 7v7	0.75
	ANSON FIELD 6			0.5
	APPLEFORD RECREATION GROUND	Secure	Youth Football 9v9	4.5
	APPLETON WITH EATON SPORTS FIELD 1	Secure	Adult Football	1
	APPLETON WITH EATON SPORTS FIELD 4		Mini Soccer 7v7	0.5
	BOXHILL RECREATION GROUND 2	Secure	Mini Soccer 7v7	2
	BOXHILL RECREATION GROUND 3		Mini Soccer 5v5	1.5
	CALDECOTT RECREATION GROUND 1	Secure	Adult Football	0.5
	CALDECOTT RECREATION GROUND 2			0.5
	DRAYTON VILLAGE HALL	Secure	Youth Football 11v11	0.5
	OLD WALLINGFORD WAY RECREATION GROUND	Secure	Youth Football 9v9	1
OLD WALLINGFORD WAY RECREATION GROUND 1	Adult Football		1	
OLD WALLINGFORD WAY RECREATION GROUND 2	Adult Football		0.5	

Sub-area	Pitch Name	Security of community use	Pitch Size and Type	Match equivalents for pitch (TOTAL)
	SOUTHERN TOWN PARK 1	Secure	Youth Football 11v11	1.5
	SOUTHERN TOWN PARK 10		Mini Soccer 5v5	1
	SOUTHERN TOWN PARK 11		Mini Soccer 7v7	1.5
	SOUTHERN TOWN PARK 12		Mini Soccer 7v7	1.5
	SOUTHERN TOWN PARK 2		Youth Football 11v11	1.5
	SOUTHERN TOWN PARK 3		Youth Football 11v11	1
	SOUTHERN TOWN PARK 4		Youth Football 9v9	1.5
	SOUTHERN TOWN PARK 5		Youth Football 9v9	1.5
	SOUTHERN TOWN PARK 6		Youth Football 9v9	1
	SOUTHERN TOWN PARK 8		Mini Soccer 5v5	1
	SOUTHERN TOWN PARK 9		Mini Soccer 5v5	1
	STEVENTON SPORTS AND SOCIAL CLUB 1	Secure	Adult Football	1
	THE HEIGHTS 1	Secure	Adult Football	2.5
	THE HEIGHTS 2		Adult Football	1.5

Sub-area	Pitch Name	Security of community use	Pitch Size and Type	Match equivalents for pitch (TOTAL)
	THE HEIGHTS 3		Youth Football 9v9	1
	WOOTTON & DRY SANDFORD COMMUNITY CENTRE 1	Secure	Adult Football	1
	WOOTTON & DRY SANDFORD COMMUNITY CENTRE 2		Adult Football	1
	WOOTTON & DRY SANDFORD COMMUNITY CENTRE 3		Mini Soccer 7v7	0.75
	FOREST SIDE 1	Secure	Youth Football 9v9	1.5
	FOREST SIDE 2		Mini Soccer 7v7	0.5
	FOREST SIDE 3		Mini Soccer 7v7	1
	PLAYFIELD ROAD 1	Secure	Adult Football	1
	PLAYFIELD ROAD 3		Youth Football 11v11	1.5
	PLAYFIELD ROAD 4		Mini Soccer 5v5	1.5
	PLAYFIELD ROAD 5			0.5
	BROOKES SPORT BOTLEY 1	Unsecure	Adult Football	1
	BROOKES SPORT BOTLEY 2		Adult Football	0.5
	BROOKES SPORT BOTLEY 3		Adult Football	0.5
	CLOSES FIELD 1	Secure	Adult Football	2.75
	CLOSES FIELD 2		Mini Soccer 7v7	1.5

Sub-area	Pitch Name	Security of community use	Pitch Size and Type	Match equivalents for pitch (TOTAL)
	CLOSES FIELD 3		Mini Soccer 7v7	0.75
	FOGWELL ROAD RECREATION GROUND 2	Secure	Youth Football 11v11	1.5
	FOGWELL ROAD RECREATION GROUND 3		Mini Soccer 7v7	2.5
	LOUIE MEMORIAL PAVILION 2	Secure	Youth Football 9v9	1
	SOUTHERN BYPASS GROUND 1	Unsecure	Adult Football	3.5
	THRUPP LANE 1	Unsecure	Adult Football	2
	THRUPP LANE 2		Youth Football 9v9	1.5
	THRUPP LANE 3		Mini Soccer 7v7	1
	THRUPP LANE 4		Mini Soccer 5v5	2
South (Vale)	BLEWBURY RECREATION GROUND 2	Secure	Youth Football 11v11	1
	BLEWBURY RECREATION GROUND 3		Youth Football 9v9	1.5
	BLEWBURY RECREATION GROUND 4		Mini Soccer 5v5	1
	BLEWBURY RECREATION GROUND 5		Mini Soccer 7v7	2.25
	HARWELL LABS RECREATIONAL ASSOCIATION 1	Unsecure	Adult Football	2
	HARWELL LABS RECREATIONAL ASSOCIATION 4		Mini Soccer 7v7	3.125

Sub-area	Pitch Name	Security of community use	Pitch Size and Type	Match equivalents for pitch (TOTAL)
	RUTHERFORD LABS	Unsecure	Adult Football	0.5
	ALFREDIAN PARK 1	Secure	Adult Football	0.5
	ALFREDIAN PARK 10		Adult Football	1.5
	ALFREDIAN PARK 2		Adult Football	1.5
	ALFREDIAN PARK 3		Adult Football	1.5
	ALFREDIAN PARK 5		Mini Soccer 5v5	1.25
	ALFREDIAN PARK 6		Mini Soccer 7v7	0.75
	ALFREDIAN PARK 7		Mini Soccer 7v7	1.5
	ALFREDIAN PARK 8		Youth Football 9v9	1.5
	ALFREDIAN PARK 9		Youth Football 9v9	0.75
	ARDINGTON AND LOCKINGE SPORTS CLUB 1		Secure	Adult Football
	ARDINGTON AND LOCKINGE SPORTS CLUB 2	Adult Football		1.5
	ARDINGTON AND LOCKINGE SPORTS CLUB 3	Youth Football 11v11		0.375
	ARDINGTON AND LOCKINGE SPORTS CLUB 4	Youth Football 11v11		0.375
	EAST HENDRED SPORTS GROUND 1	Secure	Adult Football	3

Sub-area	Pitch Name	Security of community use	Pitch Size and Type	Match equivalents for pitch (TOTAL)
	GROVE RECREATION LANE 1	Secure	Adult Football	3
	GROVE RECREATION LANE 2		Adult Football	1
	GROVE RECREATION LANE 5		Youth Football 11v11	1.125
	GROVE RECREATION LANE 7		Mini Soccer 7v7	2.25
	TUGWELL FIELD 1	Secure	Youth Football 11v11	0.95
	TUGWELL FIELD 2		Mini Soccer 7v7	1.125
	TUGWELL FIELD 3		Mini Soccer 7v7	0.75
West (Vale)	KINGSTON BAGPUIZE SPORTS GROUND 3	Unsecure	Youth Football 11v11	1.5
	KINGSTON BAGPUIZE SPORTS GROUND 4		Youth Football 11v11	0.75
	KINGSTON BAGPUIZE SPORTS GROUND 5		Youth Football 9v9	1.5
	KINGSTON BAGPUIZE SPORTS GROUND 6		Mini Soccer 5v5	1.5
	KINGSTON BAGPUIZE SPORTS GROUND 7		Mini Soccer 7v7	1.5
	CRAVEN PLAYING FIELDS 1	Secure	Adult Football	0.5

Sub-area	Pitch Name	Security of community use	Pitch Size and Type	Match equivalents for pitch (TOTAL)
	CRAVEN PLAYING FIELDS 4		Youth Football 11v11	0.75
	STANFORD IN THE VALE RECREATION GROUND 1	Secure	Adult Football	1.5
	STANFORD IN THE VALE RECREATION GROUND 2		Mini Soccer 5v5	2
	TUCKER PARK RECREATION GROUND 1	Secure	Adult Football	1
	TUCKER PARK RECREATION GROUND 2		Adult Football	1
	TUCKER PARK RECREATION GROUND 3		Youth Football 11v11	1.5
	TUCKER PARK RECREATION GROUND 4		Mini Soccer 7v7	1.25
	SHRIVENHAM FC	Secure	Adult Football	5.425
	CHILDREY PLAYING FIELD	Secure	Adult Football	1
	EAST HANNEY PLAYING FIELD 1	Secure	Adult Football	0.5
	LETCOMBE REGIS RECREATION GROUND 1	Secure	Adult Football	1
	WEST HANNEY PLAYING FIELD (HANNEY YOUTH FC) 1	Secure	Adult Football	0.5
	WEST HANNEY PLAYING FIELD (HANNEY YOUTH FC) 2		Youth Football 11v11	0.75
	WEST HANNEY PLAYING FIELD (HANNEY YOUTH FC) 3		Youth Football 11v11	0.75

Sub-area	Pitch Name	Security of community use	Pitch Size and Type	Match equivalents for pitch (TOTAL)
	WEST HANNEY PLAYING FIELD (HANNEY YOUTH FC) 4		Youth Football 9v9	1
	WEST HANNEY PLAYING FIELD (HANNEY YOUTH FC) 5		Youth Football 9v9	1
	WEST HANNEY PLAYING FIELD (HANNEY YOUTH FC) 6		Mini Soccer 7v7	1

qq) Demand community use (unsecure and secure GRASS) – summary by sub-area

Sub-Area	Security of Community Use	Pitch Size and Type	Match equivalents for pitch (TOTAL)	Match equivalents for pitch (TOTAL ROUNDED TO NEAREST QUARTER)
West (Vale)	Secure	Adult Football	12.425	12.5
		Youth Football 11v11	3.75	3.75
		Youth Football 9v9	2	2
		Mini Soccer 7v7	2.25	2.25
		Mini Soccer 5v5	2	2
	Unsecure	Adult Football	-	-
		Youth Football 11v11	2.25	2.25
		Youth Football 9v9	1.5	1.5
		Mini Soccer 7v7	1.5	1.5
		Mini Soccer 5v5	1.5	1.5
North (Vale)	Secure	Adult Football	15.75	15.75
		Youth Football 11v11	9.25	9.25
		Youth Football 9v9	13	13
		Mini Soccer 7v7	11.75	11.75
		Mini Soccer 5v5	5	5
	Unsecure	Adult Football	10.5	10.5
		Youth Football 11v11	-	-
		Youth Football 9v9	2.5	2.5
		Mini Soccer 7v7	-	-
		Mini Soccer 5v5	-	-
South (Vale)	Secure	Adult Football	15	15
		Youth Football 11v11	3.825	4
		Youth Football 9v9	3.75	3.75
		Mini Soccer 7v7	8.625	8.75

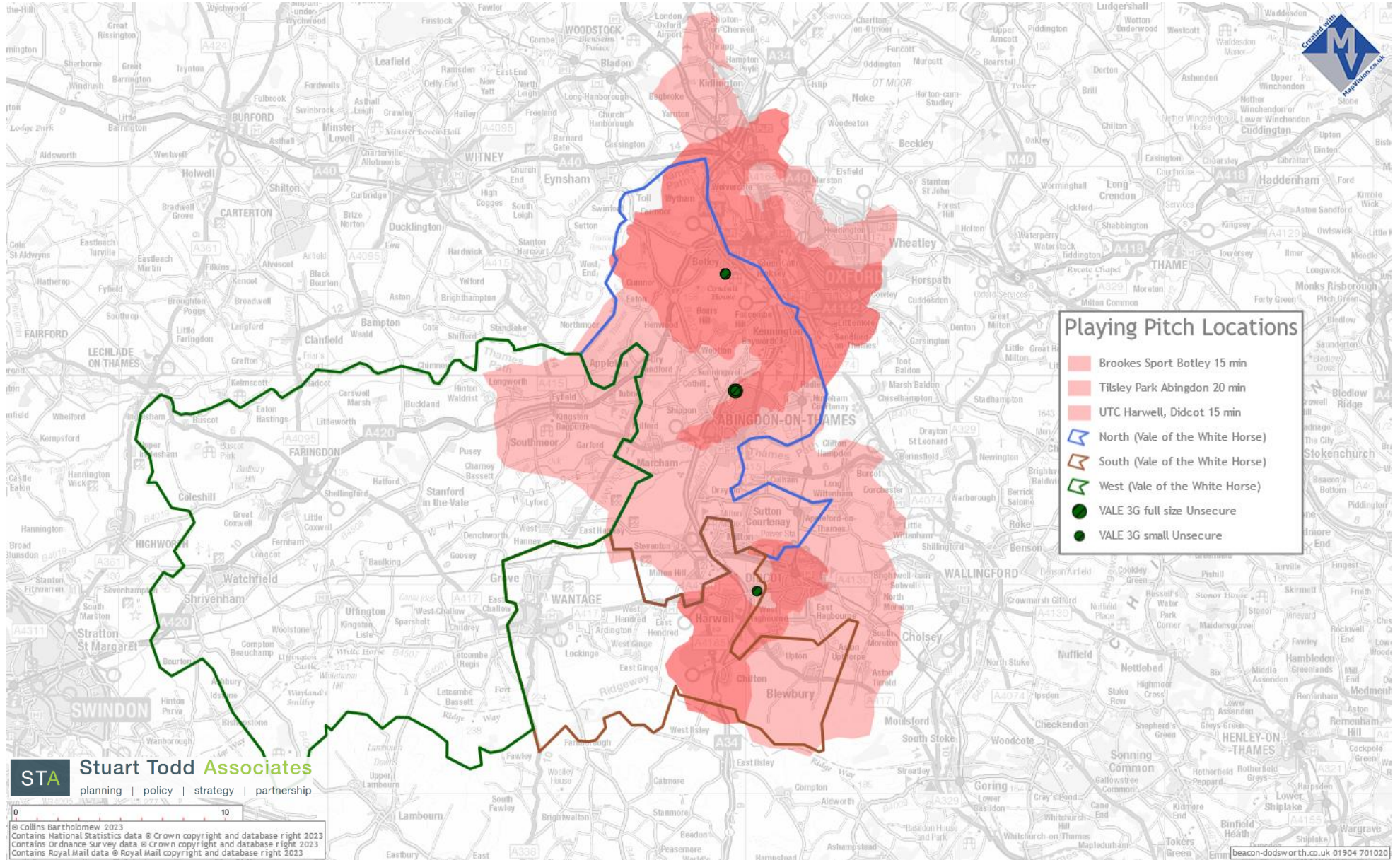
Sub-Area	Security of Community Use	Pitch Size and Type	Match equivalents for pitch (TOTAL)	Match equivalents for pitch (TOTAL ROUNDED TO NEAREST QUARTER)
	Unsecure	Mini Soccer 5v5	2.25	2.25
		Adult Football	2.5	2.5
		Youth Football 11v11	-	-
		Youth Football 9v9	-	-
		Mini Soccer 7v7	3.125	3.25
		Mini Soccer 5v5	-	-

rr) Demand community use (unsecure and secure AGPs)

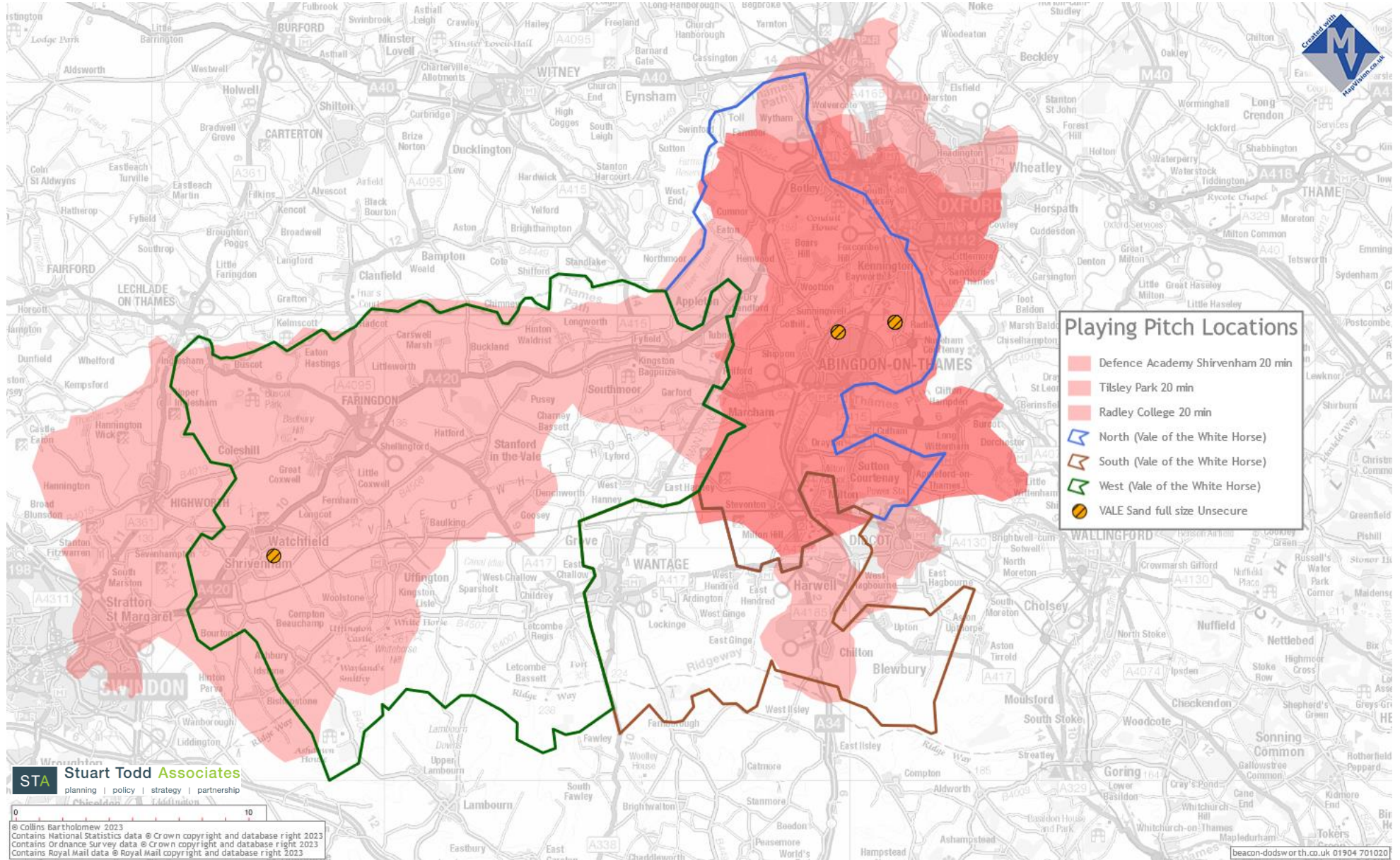
Pitch Name	Sub-area	Pitch Type	Pitch Size	Security of community use	Hours used for football weekend	Hours used for football weekday evenings	Hours used for rugby weekend	Hours used for rugby weekday evenings	Hours used for hockey weekend	Hours used for hockey weekday evenings	Hours used for other sports weekend	Hours used for other sports weekday	Hours used total
BROOKES SPORT BOTLEY 4	North (Vale)	AGP - 3G	Small-sided (5v5)	Unsecure	4	22							26
BROOKES SPORT BOTLEY 5	North (Vale)	AGP - 3G	Small-sided (5v5)	Unsecure	4	22							26
BROOKES SPORT BOTLEY 6	North (Vale)	AGP - 3G	Small-sided (5v5)	Unsecure	4	22							26
BROOKES SPORT BOTLEY 7	North (Vale)	AGP - 3G	Small-sided (5v5)	Unsecure	4	22							26
BROOKES SPORT BOTLEY 8	North (Vale)	AGP - 3G	Small-sided (5v5)	Unsecure	4	22							26
RADLEY COLLEGE SPORTS CENTRE 11	North (Vale)	AGP - sand	Full-sized	Unsecure	16	18							34

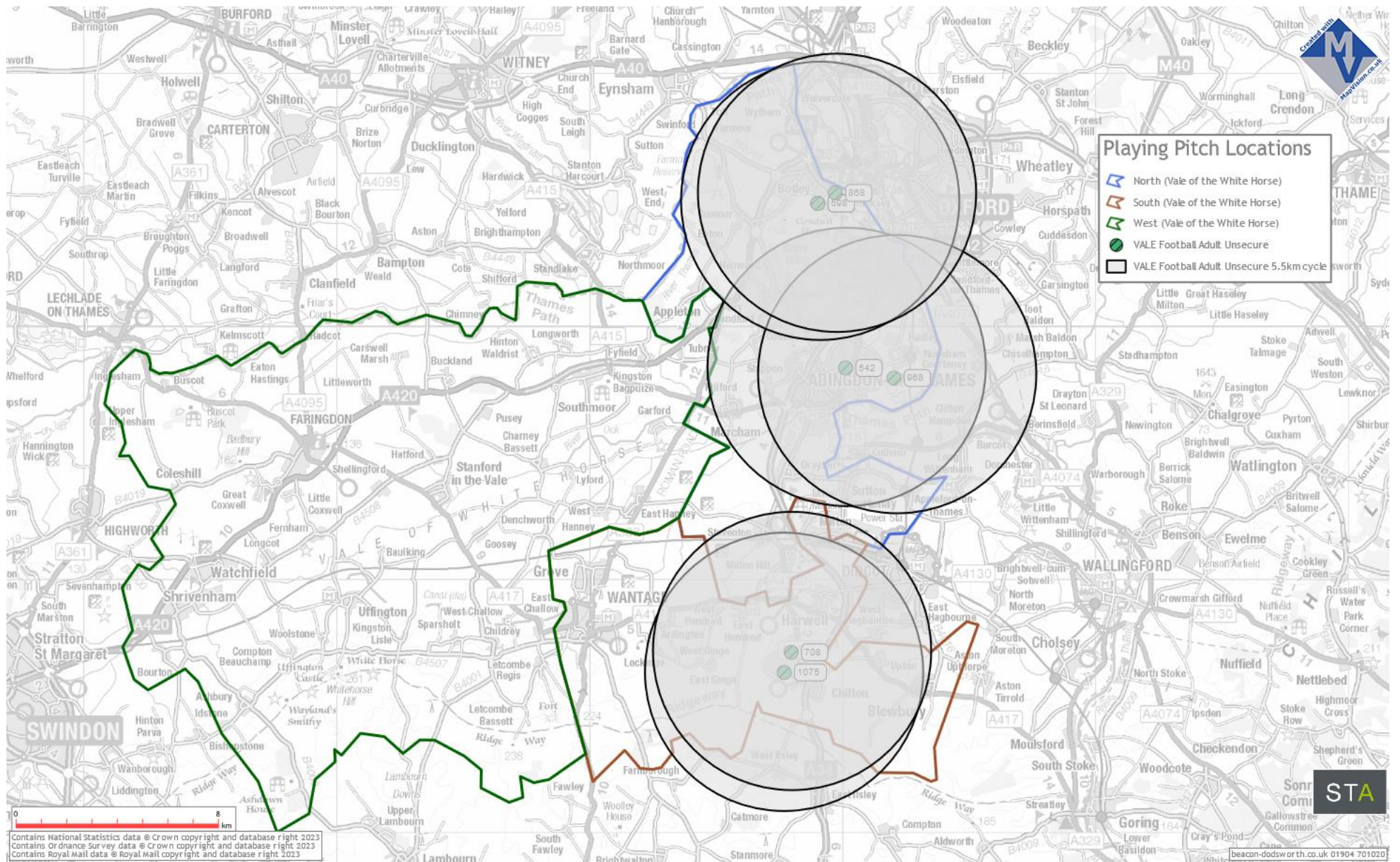
Pitch Name	Sub-area	Pitch Type	Pitch Size	Security of community use	Hours used for football weekend	Hours used for football weekday evenings	Hours used for rugby weekend	Hours used for rugby weekday evenings	Hours used for hockey weekend	Hours used for hockey weekday evenings	Hours used for other sports weekend	Hours used for other sports weekday	Hours used total
RADLEY COLLEGE SPORTS CENTRE 12	North (Vale)	AGP - sand	Full-sized	Unsecure	16	18							34
RADLEY COLLEGE SPORTS CENTRE 13	North (Vale)	AGP - sand	Full-sized	Unsecure	16	18							34
TILSLEY PARK SPORTS COMPLEX 1	North (Vale)	AGP - 3G	Small-sided (5v5)	Unsecure		12							12
TILSLEY PARK SPORTS COMPLEX 2	North (Vale)	AGP - 3G	Small-sided (5v5)	Unsecure		12							12
TILSLEY PARK SPORTS COMPLEX 3	North (Vale)	AGP - 3G	Small-sided (5v5)	Unsecure		12							12
TILSLEY PARK SPORTS COMPLEX 4	North (Vale)	AGP - 3G	Small-sided (7v7)	Unsecure		14							14
TILSLEY PARK SPORTS COMPLEX 5	North (Vale)	AGP - water	Full-sized	Unsecure		16.5			8	0.5			25
TILSLEY PARK SPORTS COMPLEX 6	North (Vale)	AGP - water	Full-sized	Unsecure		4.5				7			11.5
TILSLEY PARK SPORTS COMPLEX 7	North (Vale)	AGP - 3G	Full-sized	Unsecure	3	8		1					12
HARWELL PRIMARY SCHOOL 1	South (Vale)	AGP - 3G	Small-sided (5v5)	Unsecure	1	17							18
UTC OXFORDSHIRE 1	South (Vale)	AGP - sand	Small-sided (7v7)	Unsecure		20							20
ST HUGH'S SCHOOL 1	West (Vale)	AGP - sand	Small-sided (9v9)	Unsecure									unknown

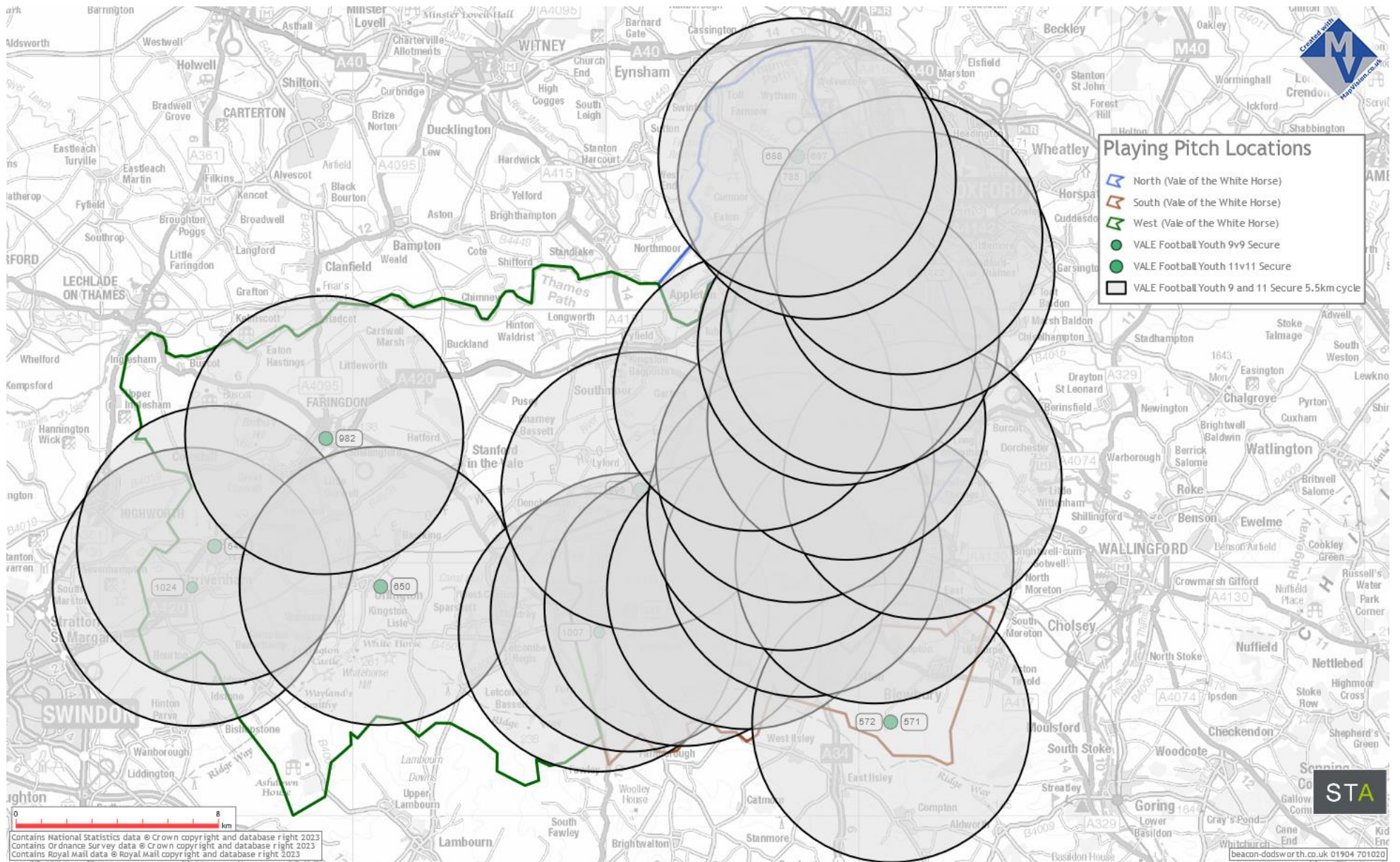
s) Catchment Areas – 20 minute peak drive-time from secure and insecure community use 3G pitches

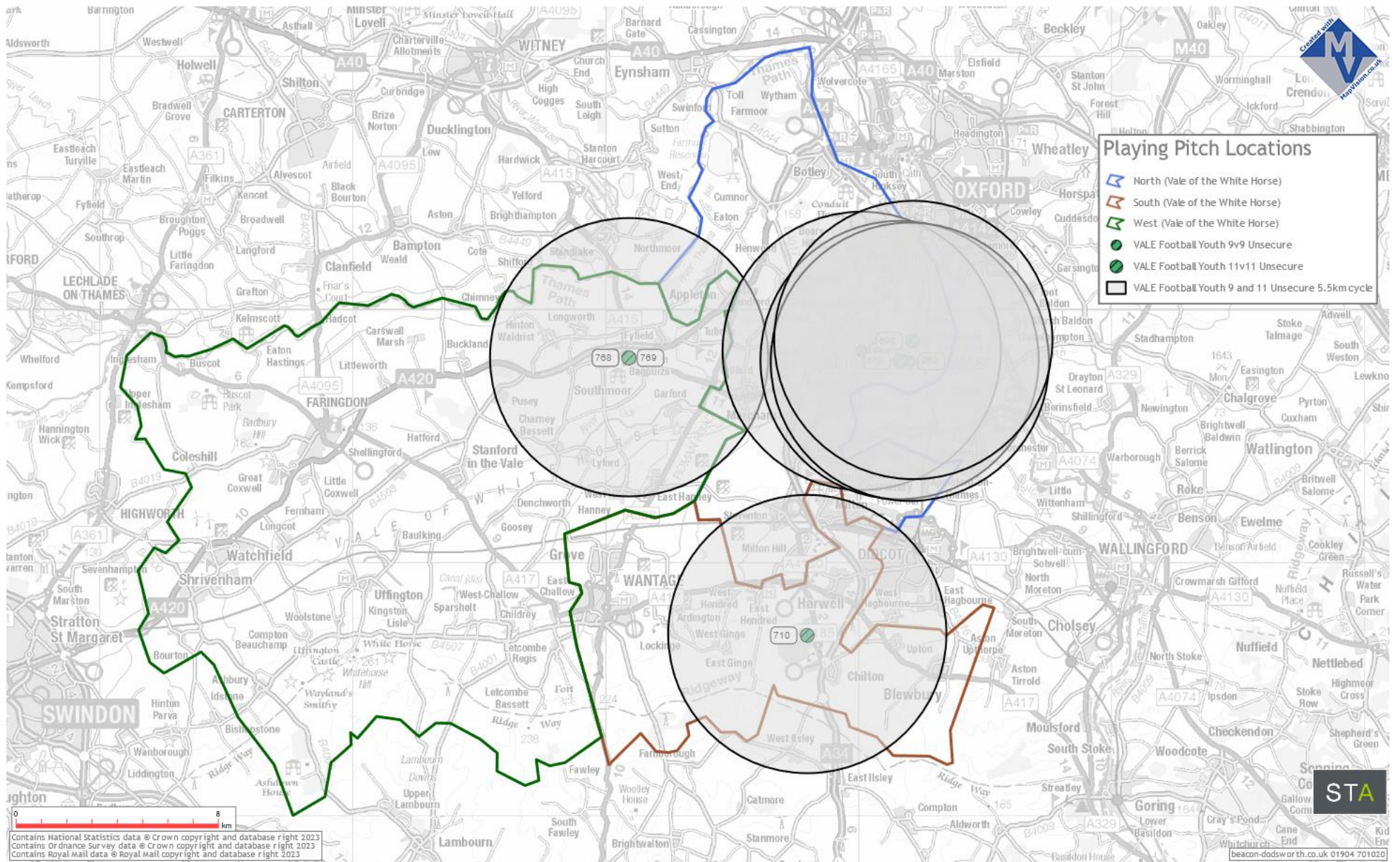


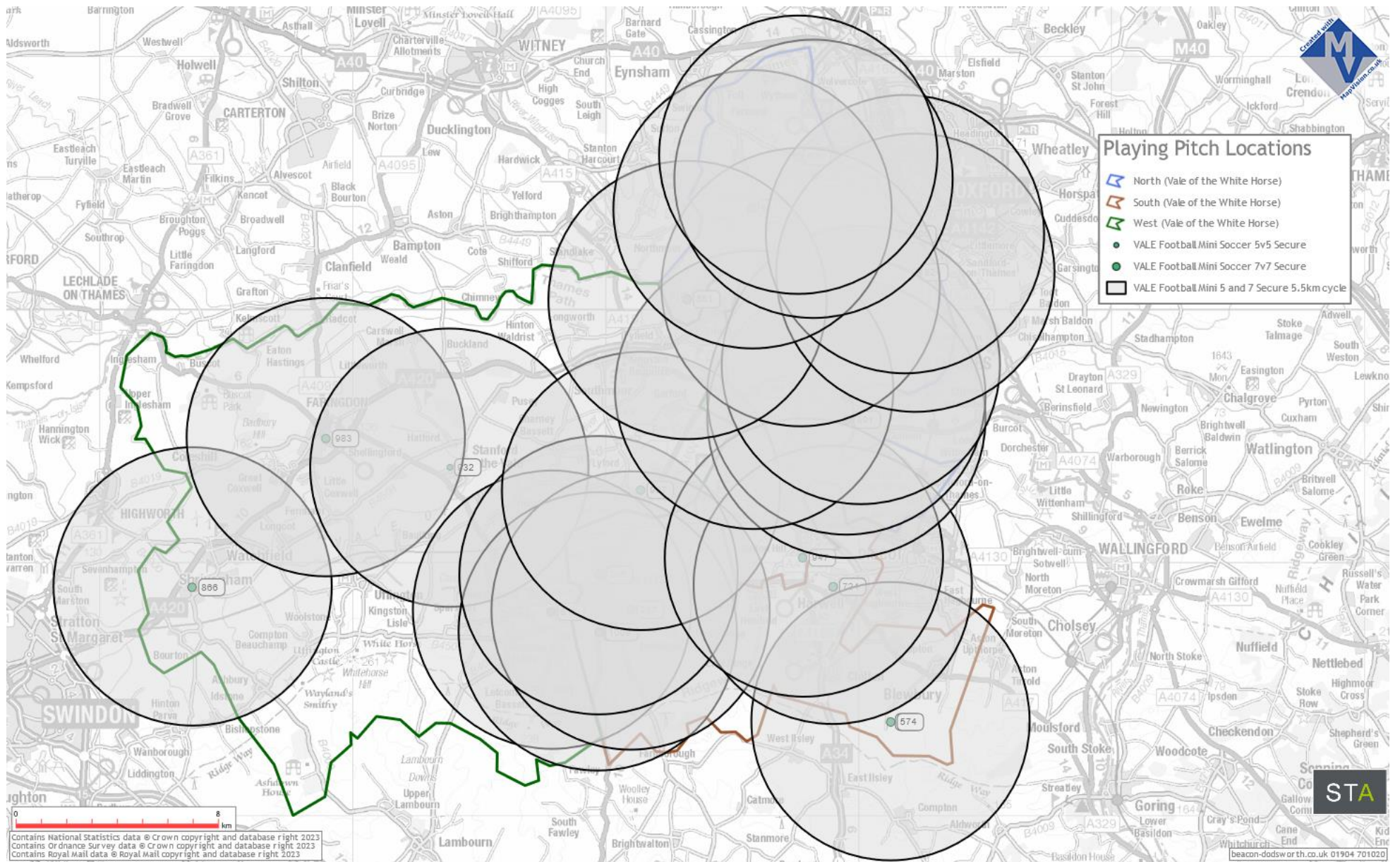
tt) Catchment Areas – 20 minute drive-time from secure and unsecure community use Sand/Water-based pitches

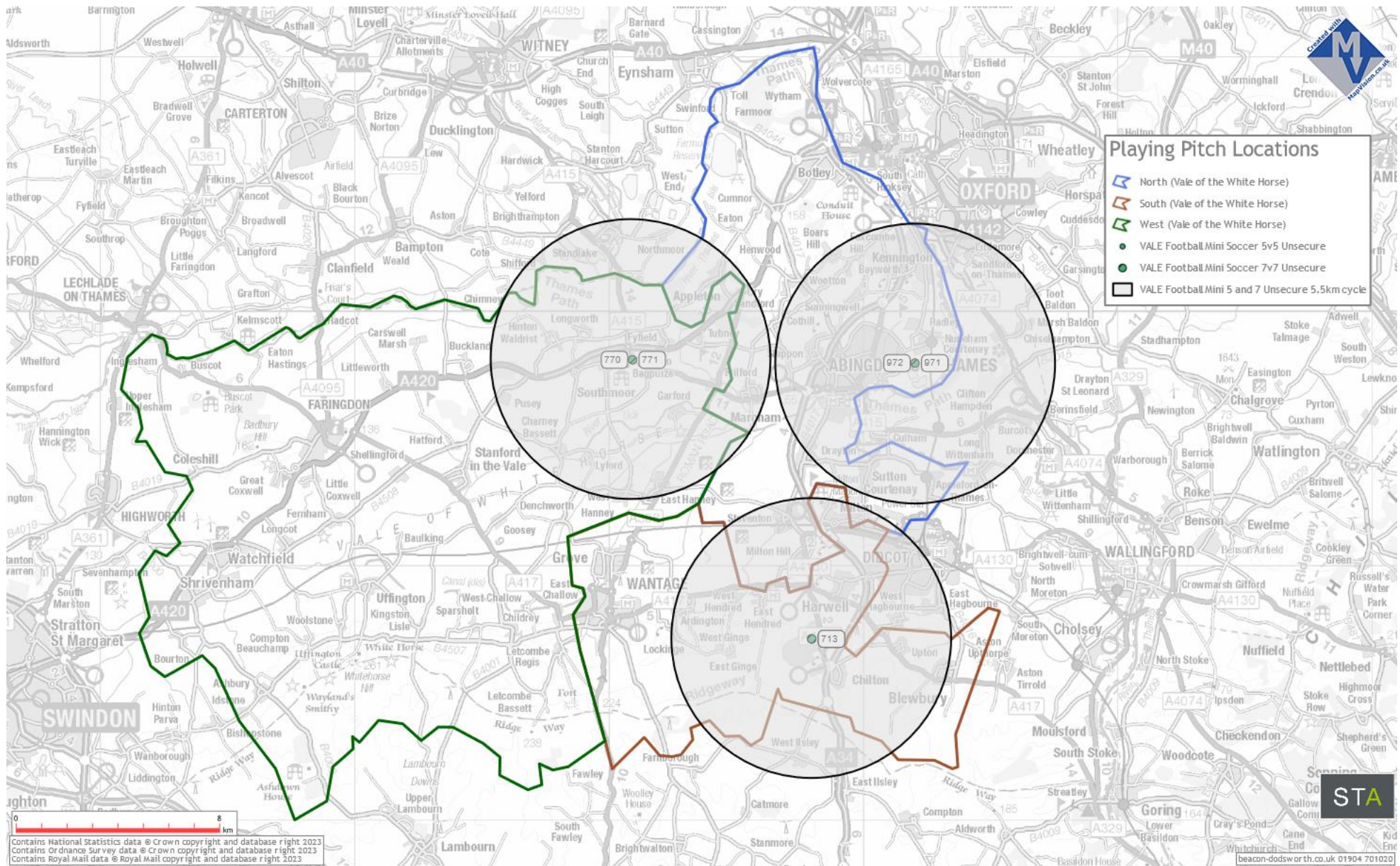




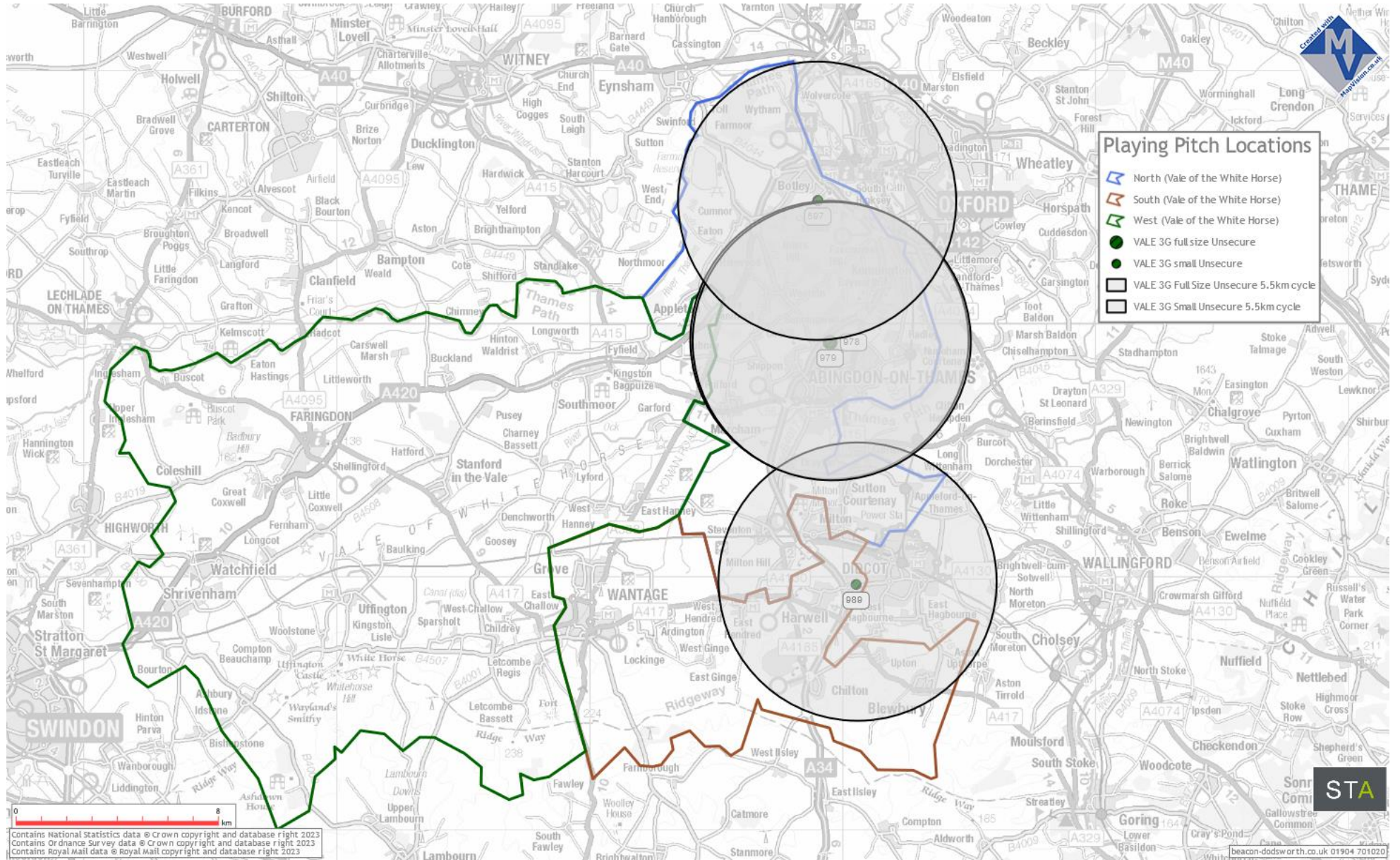


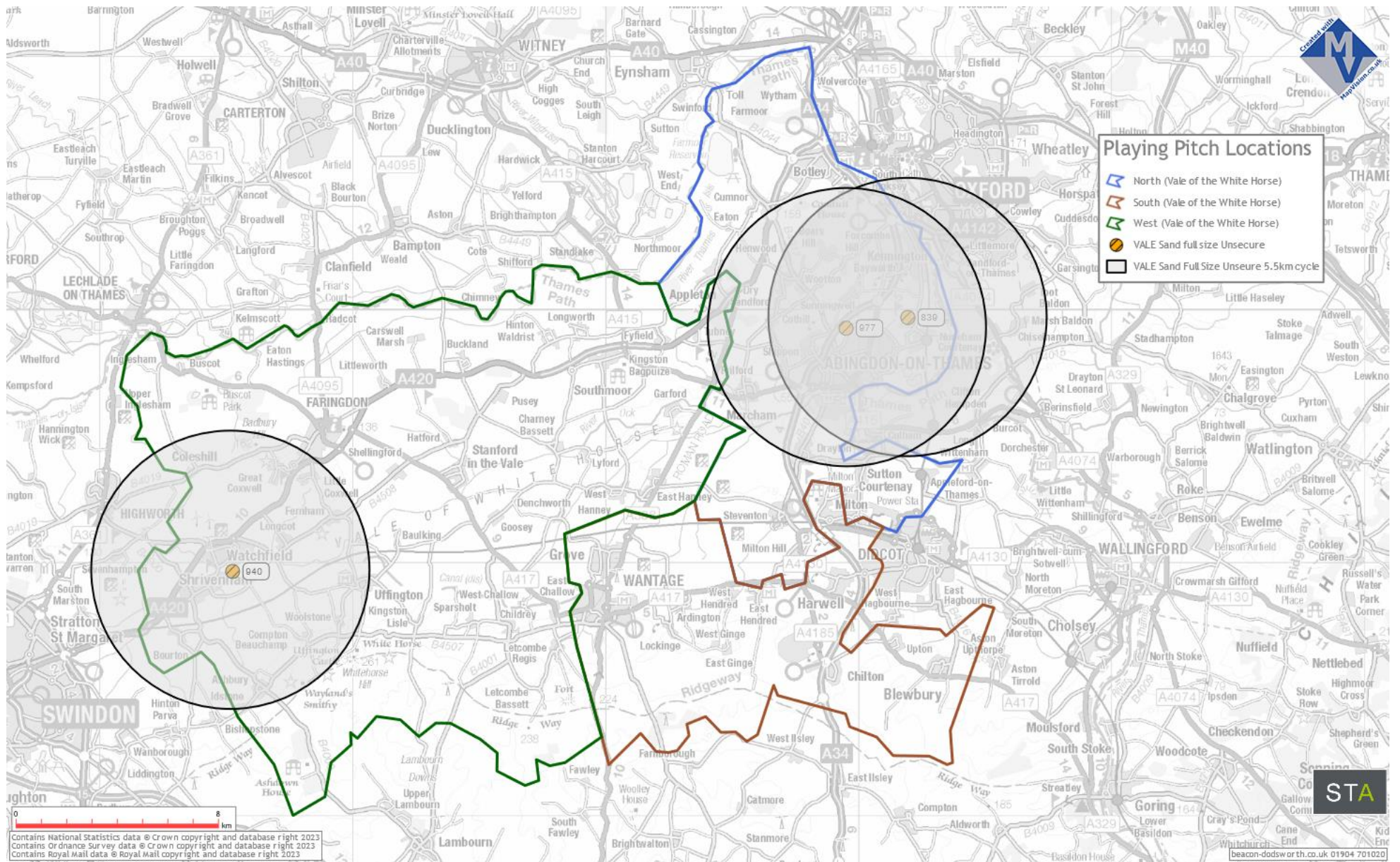






vv) Catchment Areas – 5.5km / 3.4 miles / 20 min average cycle radius catchment from pitches (AGPs)





COMPARING SUPPLY & DEMAND

ww) Supply / demand balance community use (secure and unsecure GRASS) – summary by pitch

Sub-area	Pitch Name	Security of community use	Pitch Size and Type	Match equivalents for pitch (TOTAL)	Pitch Carrying Capacity	Capacity available (green) / over use (red) for pitch
North (Vale)	ABINGDON UNITED FOOTBALL CLUB 1	Secure	Adult Football	3	1	-2
	ABINGDON UNITED FOOTBALL CLUB 2		Youth Football 9v9	1	1	0
	ANSON FIELD 1	Secure	Adult Football	1.5	1	-0.5
	ANSON FIELD 5		Mini Soccer 7v7	0.75	4	3.25
	ANSON FIELD 6			0.5	4	3.5
	APPLEFORD RECREATION GROUND	Secure	Youth Football 9v9	4.5	2	-2.5
	APPLETON WITH EATON SPORTS FIELD 1	Secure	Adult Football	1	2	1
	APPLETON WITH EATON SPORTS FIELD 4		Mini Soccer 7v7	0.5	4	3.5
	BOXHILL RECREATION GROUND 2	Secure	Mini Soccer 7v7	2	2	0
	BOXHILL RECREATION GROUND 3		Mini Soccer 5v5	1.5	2	0.5
	CALDECOTT RECREATION GROUND 1	Secure	Adult Football	0.5	2	1.5
	CALDECOTT RECREATION GROUND 2			0.5	3	2.5
	DRAYTON VILLAGE HALL	Secure	Youth Football 11v11	0.5	2	1.5
	OLD WALLINGFORD WAY RECREATION GROUND	Secure	Youth Football 9v9	1	2	1
	OLD WALLINGFORD WAY RECREATION GROUND 1		Adult Football	1	2	1
	OLD WALLINGFORD WAY RECREATION GROUND 2		Adult Football	0.5	2	1.5
	SOUTHERN TOWN PARK 1	Secure	Youth Football 11v11	1.5	1	-0.5
	SOUTHERN TOWN PARK 10		Mini Soccer 5v5	1	4	3
	SOUTHERN TOWN PARK 11		Mini Soccer 7v7	1.5	2	0.5
	SOUTHERN TOWN PARK 12		Mini Soccer 7v7	1.5	2	0.5
SOUTHERN TOWN PARK 2	Youth Football 11v11		1.5	2	0.5	
SOUTHERN TOWN PARK 3	Youth Football 11v11		1	2	1	
SOUTHERN TOWN PARK 4	Youth Football 9v9		1.5	1	-0.5	
SOUTHERN TOWN PARK 5	Youth Football 9v9		1.5	1	-0.5	

Sub-area	Pitch Name	Security of community use	Pitch Size and Type	Match equivalents for pitch (TOTAL)	Pitch Carrying Capacity	Capacity available (green) / over use (red) for pitch
	SOUTHERN TOWN PARK 6		Youth Football 9v9	1	2	1
	SOUTHERN TOWN PARK 8		Mini Soccer 5v5	1	4	3
	SOUTHERN TOWN PARK 9		Mini Soccer 5v5	1	4	3
	STEVENTON SPORTS AND SOCIAL CLUB 1	Secure	Adult Football	1	2	1
	THE HEIGHTS 1	Secure	Adult Football	2.5	2	-0.5
	THE HEIGHTS 2		Adult Football	1.5	2	0.5
	THE HEIGHTS 3		Youth Football 9v9	1	4	3
	WOOTTON & DRY SANDFORD COMMUNITY CENTRE 1	Secure	Adult Football	1	2	1
	WOOTTON & DRY SANDFORD COMMUNITY CENTRE 2		Adult Football	1	1	0
	WOOTTON & DRY SANDFORD COMMUNITY CENTRE 3		Mini Soccer 7v7	0.75	2	1.25
	FOREST SIDE 1	Secure	Youth Football 9v9	1.5	2	0.5
	FOREST SIDE 2		Mini Soccer 7v7	0.5	4	3.5
	FOREST SIDE 3		Mini Soccer 7v7	1	4	3
	PLAYFIELD ROAD 1	Secure	Adult Football	1	2	1
	PLAYFIELD ROAD 3		Youth Football 11v11	1.5	2	0.5
	PLAYFIELD ROAD 4		Mini Soccer 5v5	1.5	4	2.5
	PLAYFIELD ROAD 5			0.5	4	3.5
	BROOKES SPORT BOTLEY 1	Unsecure	Adult Football	1	2	1
	BROOKES SPORT BOTLEY 2		Adult Football	0.5	2	1.5
	BROOKES SPORT BOTLEY 3		Adult Football	0.5	2	1.5
	CLOSES FIELD 1	Secure	Adult Football	2.75	2	-0.75
CLOSES FIELD 2	Mini Soccer 7v7		1.5	4	2.5	
CLOSES FIELD 3	Mini Soccer 7v7		0.75	4	3.25	
FOGWELL ROAD RECREATION GROUND 2	Secure	Youth Football 11v11	1.5	2	0.5	
FOGWELL ROAD RECREATION GROUND 3		Mini Soccer 7v7	2.5	2	-0.5	

Sub-area	Pitch Name	Security of community use	Pitch Size and Type	Match equivalents for pitch (TOTAL)	Pitch Carrying Capacity	Capacity available (green) / over use (red) for pitch
	LOUIE MEMORIAL PAVILION 2	Secure	Youth Football 9v9	1	2	1
	SOUTHERN BYPASS GROUND 1	Secure	Adult Football	3.5	2	-1.5
	THRUPP LANE 1	Unsecure	Adult Football	2	2	0
	THRUPP LANE 2		Youth Football 9v9	1.5	2	0.5
	THRUPP LANE 3		Mini Soccer 7v7	1	4	3
	THRUPP LANE 4		Mini Soccer 5v5	2	4	2
South (Vale)	BLEWBURY RECREATION GROUND 2	Secure	Youth Football 11v11	1	2	1
	BLEWBURY RECREATION GROUND 3		Youth Football 9v9	1.5	2	0.5
	BLEWBURY RECREATION GROUND 4		Mini Soccer 5v5	1	4	3
	BLEWBURY RECREATION GROUND 5		Mini Soccer 7v7	2.25	4	1.75
	HARWELL LABS RECREATIONAL ASSOCIATION 1	Unsecure	Adult Football	2	1	-1
	HARWELL LABS RECREATIONAL ASSOCIATION 4		Mini Soccer 7v7	3.25	6	2.75
	RUTHERFORD LABS	Unsecure	Adult Football	0.5	3	2.5
	ALFREDIAN PARK 1	Secure	Adult Football	0.5	2	1.5
	ALFREDIAN PARK 10		Adult Football	1.5	2	0.5
	ALFREDIAN PARK 2		Adult Football	1.5	2	0.5
	ALFREDIAN PARK 3		Adult Football	1.5	2	0.5
	ALFREDIAN PARK 5		Mini Soccer 5v5	1.25	4	2.75
	ALFREDIAN PARK 6		Mini Soccer 7v7	0.75	4	3.25
	ALFREDIAN PARK 7		Mini Soccer 7v7	1.5	4	2.5
	ALFREDIAN PARK 8		Youth Football 9v9	1.5	2	0.5
	ALFREDIAN PARK 9		Youth Football 9v9	0.75	2	1.25
	ARDINGTON AND LOCKINGE SPORTS CLUB 1		Secure	Adult Football	1.5	2
	ARDINGTON AND LOCKINGE SPORTS CLUB 2	Adult Football		1.5	2	0.5
	ARDINGTON AND LOCKINGE SPORTS CLUB 3	Youth Football 11v11		0.5	2	1.5
	ARDINGTON AND LOCKINGE SPORTS CLUB 4	Youth Football 11v11		0.5	2	1.5
EAST HENDRED SPORTS GROUND 1	Secure	Adult Football	3	2	-1	
GROVE RECREATION LANE 1	Secure	Adult Football	3	1	-2	

Sub-area	Pitch Name	Security of community use	Pitch Size and Type	Match equivalents for pitch (TOTAL)	Pitch Carrying Capacity	Capacity available (green) / over use (red) for pitch
	GROVE RECREATION LANE 2		Adult Football	1	1	0
	GROVE RECREATION LANE 5		Youth Football 11v11	1.25	2	0.75
	GROVE RECREATION LANE 7		Mini Soccer 7v7	2.25	4	1.75
	TUGWELL FIELD 1	Secure	Youth Football 11v11	1	2	1
	TUGWELL FIELD 2		Mini Soccer 7v7	1.25	4	2.75
	TUGWELL FIELD 3		Mini Soccer 7v7	0.75	2	1.25
West (Vale)	KINGSTON BAGPUIZE SPORTS GROUND 3	Unsecure	Youth Football 11v11	2	1	-1
	KINGSTON BAGPUIZE SPORTS GROUND 4		Youth Football 11v11	1	1	0
	KINGSTON BAGPUIZE SPORTS GROUND 5		Youth Football 9v9	2	2	0
	KINGSTON BAGPUIZE SPORTS GROUND 6		Mini Soccer 5v5	1.5	4	2.5
	KINGSTON BAGPUIZE SPORTS GROUND 7		Mini Soccer 7v7	3	4	1
	CRAVEN PLAYING FIELDS 1	Secure	Adult Football	0.5	3	2.5
	CRAVEN PLAYING FIELDS 4		Youth Football 11v11	0.75	3	2.25
	STANFORD IN THE VALE RECREATION GROUND 1	Secure	Adult Football	1.5	2	0.5
	STANFORD IN THE VALE RECREATION GROUND 2		Mini Soccer 5v5	2	4	2
	TUCKER PARK RECREATION GROUND 1	Secure	Adult Football	1	2	1
	TUCKER PARK RECREATION GROUND 2		Adult Football	1	2	1
	TUCKER PARK RECREATION GROUND 3		Youth Football 11v11	1.5	2	0.5
	TUCKER PARK RECREATION GROUND 4		Mini Soccer 7v7	1.25	2	0.75
	SHRIVENHAM FC	Secure	Adult Football	5.5	2	-3.5
	CHILDREY PLAYING FIELD	Secure	Adult Football	1	2	1
	EAST HANNEY PLAYING FIELD 1	Secure	Adult Football	0.5	2	1.5
	LETCOMBE REGIS RECREATION GROUND 1	Secure	Adult Football	1	3	2
	WEST HANNEY PLAYING FIELD (HANNEY YOUTH FC) 1	Secure	Adult Football	0.5	2	1.5
WEST HANNEY PLAYING FIELD (HANNEY YOUTH FC) 2	Youth Football 11v11		0.75	2	1.25	

Sub-area	Pitch Name	Security of community use	Pitch Size and Type	Match equivalents for pitch (TOTAL)	Pitch Carrying Capacity	Capacity available (green) / over use (red) for pitch
	WEST HANNEY PLAYING FIELD (HANNEY YOUTH FC) 3		Youth Football 11v11	0.75	2	1.25
	WEST HANNEY PLAYING FIELD (HANNEY YOUTH FC) 4		Youth Football 9v9	1	2	1
	WEST HANNEY PLAYING FIELD (HANNEY YOUTH FC) 5		Youth Football 9v9	1	1	0
	WEST HANNEY PLAYING FIELD (HANNEY YOUTH FC) 6		Mini Soccer 7v7	1	4	3

xx) Supply / demand balance community use (secure and unsecure GRASS) – summary by sub-area

Sub-Area	Security of Community Use	Pitch Size and Type	Capacity available (green) / over use (red) for pitch (rounded to nearest quarter)
North (Vale)	Secure	Adult Football	5.75
		Youth Football 11v11	2.5
		Youth Football 9v9	4.5
		Mini Soccer 7v7	24.25
		Mini Soccer 5v5	15.5
	Unsecure	Adult Football	4
		Youth Football 11v11	-
		Youth Football 9v9	0.5
		Mini Soccer 7v7	3
		Mini Soccer 5v5	2
South (Vale)	Secure	Adult Football	1
		Youth Football 11v11	5.75
		Youth Football 9v9	2.25
		Mini Soccer 7v7	13.25
		Mini Soccer 5v5	5.75
	Unsecure	Adult Football	1.5
		Youth Football 11v11	-
		Youth Football 9v9	-
		Mini Soccer 7v7	2.75
		Mini Soccer 5v5	-
West (Vale)	Secure	Adult Football	7.5
		Youth Football 11v11	5.25
		Youth Football 9v9	1
		Mini Soccer 7v7	3.75
		Mini Soccer 5v5	2
	Unsecure	Adult Football	-
		Youth Football 11v11	-1
		Youth Football 9v9	0

Sub-Area	Security of Community Use	Pitch Size and Type	Capacity available (green) / over use (red) for pitch (rounded to nearest quarter)
		Mini Soccer 7v7	1
		Mini Soccer 5v5	2.5

yy) Supply / demand balance community use (unsecure, no secure): AGPs

Pitch Name	Sub-area	Pitch Type	Pitch Size	Security of com. use	No. of hours open for com. use in peak period	Hours used for football weekend	Hours used for football weekday evenings	Hours used for rugby weekend	Hours used for rugby weekday evenings	Hours used for hockey weekend	Hours used for hockey weekday evenings	Hours used for other sports weekend	Hours used for other sports weekday	Hours used total	Hours unused total	<i>Hours used <u>full size equivalent</u></i>	<i>Hours unused <u>full size equivalent</u></i>
BROOKES SPORT BOTLEY 4	North (Vale)	AGP - 3G	Small-sided (5v5)	Unsecure	38	4	22							26	12	6.5	3
BROOKES SPORT BOTLEY 5	North (Vale)	AGP - 3G	Small-sided (5v5)	Unsecure	38	4	22							26	12	6.5	3
BROOKES SPORT BOTLEY 6	North (Vale)	AGP - 3G	Small-sided (5v5)	Unsecure	38	4	22							26	12	6.5	3
BROOKES SPORT BOTLEY 7	North (Vale)	AGP - 3G	Small-sided (5v5)	Unsecure	38	4	22							26	12	6.5	3
BROOKES SPORT BOTLEY 8	North (Vale)	AGP - 3G	Small-sided (5v5)	Unsecure	38	4	22							26	12	6.5	3
RADLEY COLLEGE SPORTS CENTRE 11	North (Vale)	AGP - sand	Full-sized	Unsecure	34	16	18							34	0	34	0

Pitch Name	Sub-area	Pitch Type	Pitch Size	Security of com. use	No. of hours open for com. use in peak period	Hours used for football weekend	Hours used for football weekday evenings	Hours used for rugby weekend	Hours used for rugby weekday evenings	Hours used for hockey weekend	Hours used for hockey weekday evenings	Hours used for other sports weekend	Hours used for other sports weekday	Hours used total	Hours unused total	Hours used <u>full size equivalent</u>	Hours unused <u>full size equivalent</u>
RADLEY COLLEGE SPORTS CENTRE 12	North (Vale)	AGP - sand	Full-sized	Unsecure	34	16	18							34	0	34	0
RADLEY COLLEGE SPORTS CENTRE 13	North (Vale)	AGP - sand	Full-sized	Unsecure	34	16	18							34	0	34	0
TILSLEY PARK SPORTS COMPLEX 6	North (Vale)	AGP - sand	Full-sized	Unsecure	38		4.5				7			11.5	26.5	11.5	26.5
TILSLEY PARK SPORTS COMPLEX 2	North (Vale)	AGP - 3G	Small-sided (5v5)	Unsecure	38		12							12	26	3	6.5
TILSLEY PARK SPORTS COMPLEX 3	North (Vale)	AGP - 3G	Small-sided (5v5)	Unsecure	38		12							12	26	3	6.5
TILSLEY PARK SPORTS COMPLEX 4	North (Vale)	AGP - 3G	Small-sided (7v7)	Unsecure	38		14							14	24	5	8
TILSLEY PARK SPORTS COMPLEX 5	North (Vale)	AGP - sand	Full-sized	Unsecure	38		16.5			8	0.5			25	13	25	13

Pitch Name	Sub-area	Pitch Type	Pitch Size	Security of com. use	No. of hours open for com. use in peak period	Hours used for football weekend	Hours used for football weekday evenings	Hours used for rugby weekend	Hours used for rugby weekday evenings	Hours used for hockey weekend	Hours used for hockey weekday evenings	Hours used for other sports weekend	Hours used for other sports weekday	Hours used total	Hours unused total	<i>Hours used <u>full size equivalent</u></i>	<i>Hours unused <u>full size equivalent</u></i>
TILSLEY PARK SPORTS COMPLEX 1	North (Vale)	AGP - 3G	Small-sided (5v5)	Unsecure	38		12							12	26	3	6.5
TILSLEY PARK SPORTS COMPLEX 7	North (Vale)	AGP - 3G	Full-sized	Unsecure	38	3	8		1					12	26	12	26*
HARWELL PRIMARY SCHOOL 1	South (Vale)	AGP - 3G	Small-sided (5v5)	Unsecure	34	1	17							18	16	4.5	4
UTC OXFORDSHIRE 1	South (Vale)	AGP - sand	Small-sided (7v7)	Unsecure	36		20							20	16	6.75	5.5
ST HUGH'S SCHOOL 1	West (Vale)	AGP - sand	Small-sided (9v9)	Unsecure	19.5									0	19.5	0	9.75

Notes: * Of this 26 hours of capacity, not all is available. The pitch is bordered by the running track and so 3G pitch use is limited by use of the track by the athletics club. Football clubs report that there is no available capacity on the 3G pitch on weekday evenings. Booking sheets indicate that 12 hours of pitch time is unavailable during weekday evenings. This means that there is a total of 10 hours of availability for football and rugby use on weekday evenings, and 1 hour after taking into account football and rugby bookings.

zz) AGP Summary Full Size Equivalent Hours Capacity (Supply), Demand and Balance by Sub-Area (unsecure, no secure)

UNSECURED				
Sub Area	Surface type	Supply (carrying capacity) (hours in peak period)	Demand (hours used on average per week)	Balance (available capacity / in balance)
North	3G	133	68	65
	Sand/Water	175	155	20
South	3G	-	-	-
	Sand/Water	12	7	5
West	3G	9	0	9
	Sand/Water	-	-	-

Notes: Figures rounded to nearest full hour.

aaa) Grass Pitches and AGP Pitches (and Capacity) in the Pipeline

Site Name	Sub-Area	Source	Proposal Description	Proposal Pitch Surface	Proposal Pitch Size	Sport	Potential additional capacity in hours or match equivalents?	Potential loss of capacity of existing pitch?	If so, loss in hours or match equivalents?	Where in pipeline?	Other notes
FARINGDON ALLOCATIONS	North (Vale)	S&VDC	No flexibility in s106s - all fixed with no opportunity to influence through PPS.					No			
DRAYTON (Walnut Meadows)	North (Vale)	BBFA	New cricket pavilion and football pitches (cricket wicket, 1 x 9 v 9 and 1 x 11 v 11)	Grass	Unknown	Football and cricket	Unknown	Unknown	Unknown	No timescales	Developer has provided the land, but the PC need to make pitch upgrades and provide a pavilion. They currently have a funding deficit for this.
FARINGDON COMMUNITY COLLEGE	West (Vale)	Ben Wayman d, S&VDC	Plans to deliver full size 3G. CIL money available but 3G would be built on a grass playing field. Looking to agree Heads of Terms with	3G	Full size	Football	38 hours peak period	Yes	2 match equivalents		3G probably does not need shock pad for rugby.

Site Name	Sub-Area	Source	Proposal Description	Proposal Pitch Surface	Proposal Pitch Size	Sport	Potential additional capacity in hours or match equivalents?	Potential loss of capacity of existing pitch?	If so, loss in hours or match equivalents?	Where in pipeline?	Other notes
			school use during term-time until 4pm and community use at all other times. Likely to be 3 x small side pitches laid out within full size. Site owned by LEA, leased by College Trust. LA has approved funding element.								
FOREST SIDE	North (Vale)	FA	Club (Kennington FC) has funding to improve quality of pitches on the whole site.			Football	Carrying capacity of 9v9 and 2 x 7v7s would see additional +2 m/e for each pitch if	No		Funding approved	

Site Name	Sub-Area	Source	Proposal Description	Proposal Pitch Surface	Proposal Pitch Size	Sport	Potential additional capacity in hours or match equivalents?	Potential loss of capacity of existing pitch?	If so, loss in hours or match equivalents?	Where in pipeline?	Other notes
							improved to good quality from standard.				
PLAYFIELD ROAD	North (Vale)	FA	Club (Kennington FC) has funding to improve quality of pitches on the whole site.		All pitches	Football	Improving quality to good from standard could result in an additional +1 m/e each on the 2 x 11v11 pitches and + 2 for each of the 2 mini pitches.	No		Funding agreed.	
THE HEIGHTS (Milton Hill, Didcot)	North (Vale)	BBFA	Milton Utd. Looking at a 3G on the site. New pavilion and office space for the Parish	3G	Full size	Football	38 hours in peak period	Unknown		Funding being secured.	

Site Name	Sub-Area	Source	Proposal Description	Proposal Pitch Surface	Proposal Pitch Size	Sport	Potential additional capacity in hours or match equivalents?	Potential loss of capacity of existing pitch?	If so, loss in hours or match equivalents?	Where in pipeline?	Other notes
			Council with s106 in play for ancillary facilities and one s106 for the 3G. Initial site visit taken progress, but plenty of work to complete.								
DUNMORE ROAD	North (Vale)	S&VDC	Land North of Dunmore Road and Twelve Acre Drive. Abingdon. 950 dwellings. Development underway.	Grass	1 x Full Size, 2 x Youth (shared with cricket), 1 x cricket	Football, Cricket	3 match equivalents for adult pitch, youth depends on sizes.	No		Construction	
DALTON BARRACKS	North (Vale)	LP and SPD	Dalton Barracks, c.1,200 dwellings. SPD. Unspecified playing pitch provision.	Unknown	Unknown	Unknown	Unknown	Unknown			Opportunity to influence s106 through PPS.

Site Name	Sub-Area	Source	Proposal Description	Proposal Pitch Surface	Proposal Pitch Size	Sport	Potential additional capacity in hours or match equivalents?	Potential loss of capacity of existing pitch?	If so, loss in hours or match equivalents?	Where in pipeline?	Other notes
VALLEY PARK	South (Vale)	S&VDC	Valley Park major development . Outline planning application for a residential development of up to 4,254 dwellings, mixed-use local centres, primary schools, sports pitches, community and leisure facilities, special needs school, open space and extensive green infrastructure, hard and soft	Grass and AGP	Various, see notes	Cricket, Football likely	Alma Park = 2 youth football = 4 m/e each if good quality, 1 Cricket Pitch carrying capacity depends on no. of pitches in square. Common Park = 2 Senior football pitches 3 m/e each if good quality, 2 youth football pitches 4 m/e each if good quality.	No		Planning permission granted	s106 agreement in place so no opportunity to renegotiate based on PPS. Committed provision. App ref P14/V2873/O Decision notice cites need for a Strategic Design Code which should set out sports provision in greater detail. Reserved matters / condition not to be discharged until SDC approved. Alma Park Sports Pitches = 3 (2 youth football Pitches, 1 Cricket Pitch) = 300 Dwellings in Phase F or 3,594 Dwellings on site. Common Park Sports Pitches = 4 (2 Senior football

Site Name	Sub-Area	Source	Proposal Description	Proposal Pitch Surface	Proposal Pitch Size	Sport	Potential additional capacity in hours or match equivalents?	Potential loss of capacity of existing pitch?	If so, loss in hours or match equivalents?	Where in pipeline?	Other notes
			landscaping, attenuation areas, diversions to public rights of way, pedestrian and vehicular access and associated works (as amended by drawings and information accompanying letter from Agent dated 10 March 2016, 21 August 2019, 24 January 2020, 30 March 2020, 20 May 2020, 14 December 2020, 6 May 2021 and 15 June 2021).								<p>pitches, 2 youth football pitches) = 1,000th Dwelling of site. AGP at Common Park = 1,750th Dwelling</p> <p>Land to the West of Great Western Park (Valley Park) Didcot (in the parishes of Harwell and Milton) (Allocation - Site 11). (Persimmon Homes & Taylor Wimpey) Alma Park Pavilion = 300 dwellings in phase F or 3,594 dwellings on site. Common Park Pavilion = 1,850 Occupations</p>

Site Name	Sub-Area	Source	Proposal Description	Proposal Pitch Surface	Proposal Pitch Size	Sport	Potential additional capacity in hours or match equivalents?	Potential loss of capacity of existing pitch?	If so, loss in hours or match equivalents?	Where in pipeline?	Other notes
ALFREDIAN PARK	South (Vale)	Ben Wayman and Mark Hewer, S&VDC, BBFA	Wantage FC has aspirations for a full size 3G on the main ground home pitch. Refurb of existing facilities and will form separate part of the scheme to the pitch funding and planning.	3G	Full size	Football	38 hours in peak period if community access	Yes	2 match equivalents on main grass pitch	Funding being secured. Planning app Sept 2023.	As of July 2023, tender for contract been awarded, planning app to be submitted in Sept., permission anticipated by December, FF to make decision on funding approval in April 2024 (total cost of c.£1m funded from FF, s106 and Premier League facilities grant, project delivery for 24/25 season. Now no new clubhouse or changing facilities with development.
CRAB HILL (WANTAGE)	South (Vale)	BBFA	New grass pitches. Development linked to housing development (c.1,500 dwellings). Additional	Grass	Unknown	Football	If delivered to good quality, additional carrying capacity could be +3 m/e for	No		Construction	No opportunity to be flexible on s106. Committed provision on-site.

Site Name	Sub-Area	Source	Proposal Description	Proposal Pitch Surface	Proposal Pitch Size	Sport	Potential additional capacity in hours or match equivalents?	Potential loss of capacity of existing pitch?	If so, loss in hours or match equivalents?	Where in pipeline?	Other notes
			<p>pitches delivered on a new site in Wantage area. Planning recently submitted, further work to be done in design. Outline permission now (April). Reserved matters done. New outline now in for 600+ dwellings with pitches committed. 2 x 11v11 full size and 1 x 11v11 youth (for U13-U14). Small MUGA (37x19.5m). Mini pavilion</p>				each of the three pitches.				

Site Name	Sub-Area	Source	Proposal Description	Proposal Pitch Surface	Proposal Pitch Size	Sport	Potential additional capacity in hours or match equivalents?	Potential loss of capacity of existing pitch?	If so, loss in hours or match equivalents?	Where in pipeline?	Other notes
			for storage and a full size pavilion.								
KING ALFRED'S SCHOOL, WANTAGE	South (Vale)	S&VDC	Aspirations for a full size 3G and compact athletics track	3G	Full size	Football	38 hours	Unknown	Unknown	Pre-app submitted June 2023	Don't expect league use but community use outside of school hours. 3G would relieve some booking pressure on their new 4-court sports hall. Not sourced funding options yet. Aware of Wantage Town FC proposals but condier their 3G to be providing different offer.
GROVE AIRFIELD	South (Vale)	1. BBFA 2. Sport England 3. Club 4. S&VDC	1. BBFA FC taking on new pitches in new airfield development and so rugby club will use this and the second football pitch when this	Grass	See description	Football	Assuming good quality pitches, 12 match equivalents (adult), 16 (youth), 36 (mini)	Capacity at existing pitches being replaced and given over to rugby club		Planning permission secured. Construction . Being delivered in phases with development.	Trigger for pavilion - 1,800th Dwelling = Delivery. Sports Pavilion. Temporary Sports Facility to be delivered by 50th dwelling but behind schedule. Temporary facility to be signed off by district council (to

Site Name	Sub-Area	Source	Proposal Description	Proposal Pitch Surface	Proposal Pitch Size	Sport	Potential additional capacity in hours or match equivalents?	Potential loss of capacity of existing pitch?	If so, loss in hours or match equivalents?	Where in pipeline?	Other notes
			<p>move takes place. Giving up existing football pitches to rugby and so replacement needs at least to cover capacity lost at current ground. However, new 1st pitch on development site not very good quality. Total pitch provision for 4 x adult 11v11, 4 x Youth 11v11 and 6 x mini pitches. Have planning permission but delivery in stages / phases.</p>								<p>be done in house). 500th Dwelling = 3.35ha (replacement pitch), 1,500th Dwelling = 7.34ha, 1,800th Dwelling = 0.81ha s106 now fixed, no opportunity to negotiate based on PPS. Proposed school (St John's Academy), Liberator Lane, pitch provision considered risk re community use due to potential over-use and on education site. Provision to be 3 x 5v5 and 1 x 11v11 youth grass pitches and 3 x tennis court size MUGA.</p>

Site Name	Sub-Area	Source	Proposal Description	Proposal Pitch Surface	Proposal Pitch Size	Sport	Potential additional capacity in hours or match equivalents?	Potential loss of capacity of existing pitch?	If so, loss in hours or match equivalents?	Where in pipeline?	Other notes
			<p>Cricket also interested in a new pitch on the development .</p> <p>2. Sport England Concern that the number of football pitches on the development might be too many and that some should perhaps be for other pitch sports. Slight over-provision for football. Proposed layout in application and pitches set out too</p>								

Site Name	Sub-Area	Source	Proposal Description	Proposal Pitch Surface	Proposal Pitch Size	Sport	Potential additional capacity in hours or match equivalents?	Potential loss of capacity of existing pitch?	If so, loss in hours or match equivalents?	Where in pipeline?	Other notes
			<p>tightly. Note that proposed capacity might be too much for site when doing calculations of pipeline future capacity.</p> <p>3. Club 2 new pitches laid but not in good enough condition for PC to take on from developer or LA. Currently poor quality and should be improved before liability taken on by LA or PC, and certainly</p>								

Site Name	Sub-Area	Source	Proposal Description	Proposal Pitch Surface	Proposal Pitch Size	Sport	Potential additional capacity in hours or match equivalents?	Potential loss of capacity of existing pitch?	If so, loss in hours or match equivalents?	Where in pipeline?	Other notes
			<p>before pitches are used. There remains a telegraph pole on or close to the pitches which is clearly a safety issue which also needs resolving.</p> <p>4. S&VDC May update - 2 new pitches have now passed agronomist inspection re quality, but club will need to continue to maintain well to keep quality. Pitches to be</p>								

Site Name	Sub-Area	Source	Proposal Description	Proposal Pitch Surface	Proposal Pitch Size	Sport	Potential additional capacity in hours or match equivalents?	Potential loss of capacity of existing pitch?	If so, loss in hours or match equivalents?	Where in pipeline?	Other notes
			handed over to PC in the summer.								
SHIRVENHAM ALLOCATION	West (Vale)	S&VDC	Outline permission and building out the site. No opportunity to influence provision / s106.					No			
STANFORD-IN-THE-VALE DEVELOPMENT SITE	West (Vale)	S&VDC	No flexibility to adjust s106. Development coming through in phases.	NA	NA	NA	None	No			
STANFORD-IN-THE-VALE DEVELOPMENT SITE	West (Vale)	S&VDC	Parish Council proposals for the QE2 Recreation Field	Grass and 3G?	Unknown	Football					https://www.stanfordinthevalepc.co.uk/index.php/planning-projects/qe2-rec-field

bbb) Using Over and Under Play Figures

Using Over and Under Play Figures

The pitch over and under play figures generated by the Assessment should not be used in isolation. The figures alone need to be treated with caution for a number of reasons:

- They cannot represent local qualitative or ‘on the ground’ issues, and should therefore be read in conjunction with other information gathered;
- They could mask issues generated by peak time demand;
- Slight overplay may be manageable for quality of the pitch and / or the standard of football being played (and therefore of the quality expected). For example, overplay of up to 1.5 matches per week may be acceptable if the pitch quality is being maintained to at least a “standard” condition;
- Overplay on a pitch may be resolvable through improved maintenance or drainage to improve the quality of the pitch and therefore the capacity to accommodate matches. Reducing the amount of play on a pitch and moving play to an alternative pitch is also likely to improve quality;
- Identifying figures which indicate overplay and a deficit of pitch capacity does not necessarily mean that new pitches need to be provided. Alternative existing sites with pitches not currently in community use could be brought into use or under-used pitches better utilised to absorb demand or artificial grass pitches could play a role in better managing overplay or a deficit in grass pitch provision; and,
- While clubs which are identified as having capacity issues may need the use of an additional pitch, they may not have the ambition to increase the size of the club in this way, i.e. they may be content with the status quo.

ccc) Closed / no longer used pitches (not available as disused or lapsed)

Pitch Ref No.	Pitch Name	Site Name	Sport	Pitch Size and Type	Sub-area	Facility Status
812	PARKLANDS CAMPUS (CLOSED)	PARKLANDS CAMPUS	Football	Youth Football 11v11	North (Vale)	Closed
827	RADLEY C OF E PRIMARY SCHOOL	RADLEY C OF E PRIMARY SCHOOL	Football	Mini Soccer 5v5	North (Vale)	Temporarily Closed
659	DIDCOT CRICKET CLUB (CLOSED)	DIDCOT CRICKET CLUB (CLOSED)	Cricket	Cricket	North (Vale)	Closed, cricket club relocated to Boundary Park
684	FITZHARRYS SCHOOL 4	FITZHARRYS SCHOOL	Football	Youth Football 11v11	South (Vale)	Closed
670	FARINGDON & DISTRICT CRICKET CLUB (CLOSED) 2	FARINGDON & DISTRICT CRICKET CLUB (CLOSED)	Cricket	Cricket	West (Vale)	Closed

ddd) Displaced, unmet, aspirational demand

Club Name	Sub-Area	Plans to increase teams in the future	What is needed to increase teams	Demand for additional training facilities
Vale of White Horse Schools FA	Outside study area	No		We desperately need a floodlit 3G facility in our area for us to use for rep matches and training. At the moment we have to play home games outside our area at Oxford City F C on Saturday mornings, although we play a few games on a Tuesday evening at Milton United F C when their grass pitch is available.
Botley Boys and Girls FC	North (Vale)	Yes	Additional volunteers Additional coaches Floodlighting at current grass pitch (to extend hours of use) Access to an artificial grass pitch for training	Any sort of pitch with additional flood lighting available in the evenings at an affordable price.
Drayton FC	North (Vale)	No		We currently use Tilsley Park but that is getting expensive
St Edmunds FC	North (Vale)	Yes	A designated "home" ground Additional volunteers Additional coaches Additional grass pitches for matches Additional grass pitches for training Floodlighting at current grass pitch (to extend hours of use) Access to an artificial grass pitch for training Other (please elaborate below): The 2 key things as stated previously, that are integral to any growth are a new home ground in Abingdon, with sufficient quality of surface, that we can place several mini soccer pitches, along with a storage facility/clubhouse, and ideally a new training facility (3G would be preferable, as this is all weather). The alternative would be to get floodlights at our grass pitches, although I would have this as second choice to a new all-weather facility, due to the potential toil on the pitches. We have never failed to recruit new volunteers and coaches for teams, so although we would need to do this, I don't foresee any issues there. I have stated below our vision in terms of number of teams, but this is entirely dependent	Abingdon is crying out for at least one if not more 3G facilities to cater for demand. Also, at present at Tilsley Park is a privately owned facility, with no community based competitor, they are able to charge excessive costs to clubs for hire, which increase substantially year on year. A football foundation site would be ideal, as this would be affordable and hopefully provide competition to drive down costs of the current facility. We would also potentially be able to branch out into different recreational avenues with more facilities, such as Just Play sessions for Men and Women, Walking Football and recreational sessions for Girls, but currently we can only provide for the teams we have. We are desperately searching for a new home venue in Abingdon, with no support from the council. If things continue, the club will no longer be able to cater for the number of local children we do currently, which would be a huge disappointment for an ambitious club with his roots in Abingdon for over 40 years.

Club Name	Sub-Area	Plans to increase teams in the future	What is needed to increase teams	Demand for additional training facilities
			on delivery of above, as we are very much at full capacity currently	
Steventon FC	North (Vale)	Yes	Additional volunteers Additional coaches Additional grass pitches for matches Additional grass pitches for training Floodlighting at current grass pitch (to extend hours of use) Additional facilities such as changing rooms	Access to a 3G/4G pitch would be ideal, or the maintenance and repair of our current floodlit training area (including improved drainage).
Ardington & Lockinge Youth FC	South (Vale)	Yes	Additional volunteers Additional coaches Additional grass pitches for matches Additional grass pitches for training Floodlighting at current grass pitch (to extend hours of use) Access to an artificial grass pitch for training	<p>Our teams currently train during the spring, summer and autumn at the club, using the sports field where our pitches are located. During the winter we have only had a very small area that is flood lit, these lights are very old, costly to run and don't always work, and because it is a small area for 7 teams to all train on during different evenings in the week it very quickly becomes cut up and unusable; plus it is part of the cricket outfield so they become very nervous about the state of the field and it being ready for them to use, so in the past we have had to stop training on it by November. When this happens we have to ask teams to find alternative training facilities at additional costs to the parents of our players and finding suitable alternatives is difficult as they are in short supply and get booked up quickly.</p> <p>More lit, all weather pitches are needed in the area We have managed to buy some portable flood lights to move training around the field during winter, but due to our teams being in contracts for winter training these won't get used till this coming winter now</p>
Blewbury Amazons Girls FC	South (Vale)	Yes	A designated "home" ground Additional volunteers Additional coaches Additional grass pitches for matches Additional grass pitches for training Floodlighting at current grass pitch (to extend hours of use) Access to an artificial grass pitch for training	Both 3G and Grass pitches to accompany all of the girls

Club Name	Sub-Area	Plans to increase teams in the future	What is needed to increase teams	Demand for additional training facilities
East Hendred AFC	South (Vale)	No	<p>More coaching staff / volunteers</p> <p>Better ancillary facilities</p> <p>Access to additional home pitch(es)</p> <p>Access to training facility</p> <p>Other (please elaborate below)</p> <p>Car parking is extremely limited and a constant issue with the Parish Council due to a multi purpose pavilion on the site of the recreational ground which is not a sports pavilion but more a Village Hall which has its on activities on a Saturday and Sunday.</p>	3G Pitch Floodlit
Grove Challengers FC	South (Vale)	Yes	<p>A designated "home" ground</p> <p>Additional grass pitches for matches</p> <p>Additional grass pitches for training</p> <p>Floodlighting at current grass pitch (to extend hours of use)</p> <p>Access to an artificial grass pitch for training</p> <p>Additional facilities such as changing rooms</p> <p>Other (please elaborate below):</p> <p>Would love to set up a disability team but we don't have the facilities. Also would like some all girls teams but don't have the space to train or play games on.</p>	<p>We have to travel out the area for training when the pitches and training pitch is out of bounds.</p> <p>Also we have 4 teams training at a time as we share it with rugby so not enough space.</p>
Wantage Town FC	South (Vale)	Yes	<p>Additional volunteers</p> <p>Additional coaches</p> <p>Additional grass pitches for matches</p> <p>Additional grass pitches for training</p> <p>Access to an artificial grass pitch for training</p> <p>Additional facilities such as changing rooms</p>	3G pitch
Hanney Youth FC	West (Vale)	Yes	<p>Additional volunteers</p> <p>Additional coaches</p> <p>Additional grass pitches for training</p> <p>Floodlighting at current grass pitch (to extend hours of use)</p> <p>Access to an artificial grass pitch for training</p> <p>Additional facilities such as changing rooms</p>	<p>Ideally 3G as the grass facilities don't last through the winter.</p> <p>Potential to extend the training are with additional floodlighting but still reliant on weather. New artificial area would enable all year training</p> <p>Clubhouse/pavilion - currently only a container, ideally a permanent building with changing rooms etc</p>
Kingston Colts FC	West (Vale)	Yes	<p>Additional coaches</p> <p>Additional grass pitches for matches</p>	<p>A 3G pitch would be required to offer training all year round.</p> <p>Currently all teams train on grass which is subject to weather conditions especially due to to heavy usage. All teams train at our</p>

Club Name	Sub-Area	Plans to increase teams in the future	What is needed to increase teams	Demand for additional training facilities
			Additional grass pitches for training Access to an artificial grass pitch for training	only site which is also used for matches the space is also shared with cricket which means that training areas are greatly reduced (or removed completely) between April and September.
Letcombe FC	West (Vale)	No		3G pitch
Shrivenham FC	West (Vale)	No		We are crying out for a 3G facility which could be used for all age groups and be hired out for use by the ever expanding community
Uffington United Junior FC	West (Vale)	No		

FUTURE DEMAND

eee) Clubs' Future Plans

Club Name	Site Name	Settlement	Sub-area	Future plans for improvement (club)	Other comments (club)
ABINGDON ALMOST ATHLETIC WALKING FC	TILSLEY PARK	ABINGDON	North (Vale)	No	
Abingdon Youth FC	SOUTHERN TOWN PARK	ABINGDON	North (Vale)	No plans in place but there are conversations about trying to improve our clubhouse.	
Botley Boys and Girls FC	FOGWELL ROAD RECREATION GROUND	OXFORD	North (Vale)	We have been approved for a the pitch maintenance fund and plan to spend £15,000 in the next 5 years improving drainage as that is our main issue. We have recently added another home venue to our club and that has been approved provisionally to have a new sports pavilion built in the next few years, the club are working with the council and sports England to finalise details.	The main issue we have faced particularly this year is the lack of training facilities. there are more and more booked out now leaving some teams unable to access winter training thats up to the standard of the club. Finances are also much more restricted at the moment, especially with having to pay for additional venues.
Drayton FC	DRAYTON VILLAGE HALL	ABINGDON	North (Vale)	Our boiler is currently condemned so no hot water and our roof is damage so to have the club back how it used to be were talking 20k but for not is just the boiler we're sorting	
Steventon FC	STEVENTON SPORTS AND SOCIAL CLUB	ABINGDON	North (Vale)	No	
Ardington & Lockinge Youth FC	ARDINGTON AND LOCKINGE SPORTS CLUB	WANTAGE	South (Vale)	No	
Blewbury Amazons Girls FC	BLEWBURY RECREATION GROUND	BLEWBURY	South (Vale)	No	The key issue for us as a club is simply space. We want to offer teams at all age groups to enable as many girls to play as possible but the lack of facilities in the area makes this difficult. Any help would be much appreciated.
Didcot Town Youth FC	HARWELL LABS RECREATIONAL ASSOCIATION	DIDCOT	South (Vale)	No	
East Hendred AFC	EAST HENDRED SPORTS GROUND	WANTAGE	South (Vale)	Hendred Sports Club are a CIO who manage and run the Sports Facility. They have the field on a 99 year lease from the Parish Council after the Field was left by a villager to the village to always be used for organised	As far as development of Football is concerned we are limited by the Size of field and the inability to house more Teams because of Cricket and Tennis. However, we are keen to be able to provide the best facilities

Club Name	Site Name	Settlement	Sub-area	Future plans for improvement (club)	Other comments (club)
				<p>Sport.</p> <p>East Hendred AFC are a member of the HSC as are the Cricket and Tennis Clubs of the village.</p> <p>The project to redevelop the facility is in its initial stages at present and after going through feasibility stage with local residents etc we are deciding on which option to pursue.</p> <p>Levelling of the field is under consideration but would mean a suspension of Football for 1 season and slightly longer for Cricket. • File: Feasibility Study - revision H HSC Redevelopment.pdf - Download</p>	possible and all weather Training facility would be vital in attracting players to and providing revenue and save hire costs elsewhere.
Grove Challengers FC	GROVE RECREATION LANE	WANTAGE	South (Vale)	We have new pitches being provided by Persimmon however this is not following the 106 agreement and is not up to standard so we are 2 years later accepting the 1st pitch.	
Wantage Town FC	ALFREDIAN PARK	WANTAGE	South (Vale)	We are currently in the development phase for a 3G pitch replacing the main stadium pitch at Alfredian Park. I do not have access to the development plans. It will take a while to locate these so they are not attached as the survey needs to be completed today (14/02/2023)	
Hanney Youth FC	EAST HANNEY PLAYING FIELD	WANTAGE	West (Vale)	<p>New grass pitch is planted with funding and currently under way, this could benefit from additional parking and provision of an improved track road surface. A new pavilion is proposed by the village parish council and some funding available but no planning permission yet.</p> <p>A new Muga has planning permission and funding but it is small and tarmac surface. Upgrading the surface would provide training and playing facility for younger teams - as tarmac not suitable for youth football</p> <p>An artificial training area would solve the main issue for the club which is training during the winter nights.</p> <p>Currently teams have to travel five miles to reach nearest artificial pitch.</p>	Hanney Youth FC as a club is bigger than Grove and nearly the size of Wantage both towns bigger than Hanney village. There is potential for better facilities in Hanney but it needs investment to provide suitable playing areas
Kingston Colts FC	KINGSTON BAGPUIZE SPORTS GROUND	ABINGDON	West (Vale)	Last summer proved devastating for much of the pitch improvement work that had been carried out over the previous three years. Going forward we plan on investing in an irrigation system to help with renovations and	We are struggling to find volunteers to assist current teams and help with the running of the club. The requirement for all teams to have qualified coaching

Club Name	Site Name	Settlement	Sub-area	Future plans for improvement (club)	Other comments (club)
				sustain the grass throughout the summer. We don't currently have an estimated cost for this work.	staff often appears to be one of the biggest hurdles to overcome.
Letcombe FC	LETCOMBE REGIS RECREATION GROUND	WANTAGE	West (Vale)	No	
Shrivenham FC	SHRIVENHAM FC	SWINDON	West (Vale)	We are looking to upgrade floodlights to LED approx £35000. We would love to redevelop the clubhouse but we rent the land upon which it is sited from the Barrington Trust.	I fear if we do not develop, we will succumb to folding at senior level due to the ever increasing demands at Hellenic Premier level
Uffington United Junior FC	CRAVEN PLAYING FIELDS	FARINGDON	West (Vale)	No	

fff) Playing Pitch Calculator

Several scenarios have been “run” through the Sport England playing pitch calculator for each sub-area to understand potential demand for playing pitches by the end of the strategy period and for individual strategic housing allocations where there is not yet any confirmation of the provision to be made for sport. The scenarios for these areas have been run for the following:

1. A 0% change in participation rates across all sports;
2. Specific % increases in participation rates agreed with the sports governing bodies, which reflect the most likely change across age groups and sexes;
3. A 10% participation rate increase representing an ambitious “top-end” of change, unlikely to emerge over the long-term for all age groups / sexes based on previous trends but representing ambition if provision for this rate is viable. These higher % increases may be achievable in one or two age groups or sexes in one or two sports.

Scenario 2 participation rates to test were agreed as follows.

Football	Participation Rate Increase
Men 11v11 (16-45yrs)	1%
Women 11v11 (16-45yrs)	6%
Boys 11v11 (12-15yrs)	4%
Girls 11v11 (12-15yrs)	7%
Boys 9v9 (10-11yrs)	4%
Girls 9v9 (10-11yrs)	7%
Mixed 7v7 (8-9yrs)	5%
Mixed 5v5 (6-7yrs)	5%

The playing pitch calculator works by entering the current population for an area, the current number of teams in the area and an additional projected population likely to arise in the area. As noted above, participation rate changes can be entered to allow for potential growth. This can therefore take into account factors such as unmet, latent and aspirational demand, but all figures emerging from the calculator will be “sense checked” during the full assessment process. The results provide the estimated additional number of pitches required to serve demand from the additional population and related costs. The figures do not mean that the suggested number of pitches must be provided in the area to which the scenario relates. The full assessment will “ground” figures from the calculator and apply realistic and appropriate apportionment of the calculator’s figures for demand.

Note: The appropriate way to meet the estimated demand

It is important the results are looked at alongside the findings, recommendations and action plan of the PPS for the area to help determine the most appropriate way of meeting the demand and justifying any resulting proposals. This should include:

1. Using the PPS to understand the nature of the playing pitch sites within an appropriate catchment of the new population along with issues, recommendations and actions relevant to that area.
2. Looking at the different ways in which the demand could be met, including for example:
 - a. Enhancing existing provision to increase its capacity, supported by suitable management and maintenance arrangements to ensure the greater capacity is maintained over the longer term;
 - b. Undertaking works, and ensuring long term maintenance and access arrangements, to secure new or greater community use of existing provision;
 - c. Providing new pitches on new sites (natural and/or artificial grass pitches).
3. Having regard to the Government's regulations, policy and guidance regarding the use of the Community Infrastructure Levy and planning obligations (e.g. the Regulation 122 tests)

Note: If the decision is taken to provide new pitches, then the calculator takes the estimated demand for the use of pitches for matches and training activity and converts this into an estimate of the likely pitch provision required to meet the demand. Indicative costs are also provided to provide this level of pitch provision.

Outputs from the calculator are reproduced below for each sub-area and housing allocation sites where the PPS has the opportunity to influence provision. Full input and output files from the calculator are available if required for further scrutiny.

Given that the population projections for the District provided to us have been derived on a different basis to the basic method we have used for the allocation sites, figures for the allocations sites may not represent an exact proportion of the sub-area total as a whole, but nevertheless provide a good guide for likely demand to arise from the developments.

North Sub-Area

Scenario 1 - 0% change in participation rate

Part 4: Estimated demand and costs for new pitches (matches and training demand) and ancillary provision					
	Number of pitches required to meet the estimated demand	Capital Cost	Lifecycle Cost (per annum)	Changing rooms (number)	Changing rooms (capital cost)
Adult Football	7.06	£793,525	£167,434	14.13	£2,852,913
Youth Football	8.24	£749,087	£157,308	7.24	£1,461,622
Mini Soccer	6.94	£222,922	£46,814	0.00	£0
3G	1.17	£1,346,630	£46,566	2.34	£472,886

Scenario 2 – NGB agreed change in participation rate

Part 4: Estimated demand and costs for new pitches (matches and training demand) and ancillary provision					
	Number of pitches required to meet the estimated demand	Capital Cost	Lifecycle Cost (per annum)	Changing rooms (number)	Changing rooms (capital cost)
Adult Football	7.20	£808,378	£170,568	14.39	£2,906,313
Youth Football	8.66	£787,203	£165,313	7.61	£1,535,928
Mini Soccer	7.29	£234,068	£49,154	0.00	£0
3G	1.22	£1,401,025	£48,447	2.44	£491,988

Scenario 3 – “High” 10% change in participation rate

Part 4: Estimated demand and costs for new pitches (matches and training demand) and ancillary provision					
	Number of pitches required to meet the estimated demand	Capital Cost	Lifecycle Cost (per annum)	Changing rooms (number)	Changing rooms (capital cost)
Adult Football	7.77	£872,878	£184,177	15.54	£3,138,204
Youth Football	9.06	£823,996	£173,039	7.96	£1,607,784
Mini Soccer	7.64	£245,214	£51,495	0.00	£0
3G	1.29	£1,481,293	£51,222	2.58	£520,175

Dalton Barracks Housing Allocation (c.2,750 dwellings)

Scenarios have been run based on a population of around 6,600 derived from an average household size of 2.4 people. This is considered sufficient for the purposes of calculating potential demand for pitch sports from the development once it has been delivered. Changes to the household size would likely be tenths of a whole, which would result in a very minimal change to pitch demand established through the calculator, particularly when making assumptions about pitch number rounding. Figures represent a part of the total for the sub-area and are not in addition to other figures for scenarios run for the whole sub-area.

Scenario 1 - 0% change in participation rate

Part 4: Estimated demand and costs for new pitches (matches and training demand) and ancillary provision					
	Number of pitches required to meet the estimated demand	Capital Cost	Lifecycle Cost (per annum)	Changing rooms (number)	Changing rooms (capital cost)
Adult Football	2.20	£246,977	£52,112	4.40	£887,942
Youth Football	2.56	£233,136	£48,958	2.25	£454,889
Mini Soccer	2.16	£69,381	£14,570	0.00	£0
3G	0.36	£419,117	£14,493	0.73	£147,178

Scenario 2 – NGB agreed change in participation rate

Part 4: Estimated demand and costs for new pitches (matches and training demand) and ancillary provision					
	Number of pitches required to meet the estimated demand	Capital Cost	Lifecycle Cost (per annum)	Changing rooms (number)	Changing rooms (capital cost)
Adult Football	2.24	£251,600	£53,088	4.48	£904,562
Youth Football	2.69	£244,998	£51,450	2.37	£478,015
Mini Soccer	2.27	£72,850	£15,299	0.00	£0
3G	0.38	£436,046	£15,078	0.76	£153,123

Scenario 3 – “High” 10% change in participation rate

Part 4: Estimated demand and costs for new pitches (matches and training demand) and ancillary provision					
	Number of pitches required to meet the estimated demand	Capital Cost	Lifecycle Cost (per annum)	Changing rooms (number)	Changing rooms (capital cost)
Adult Football	2.42	£271,675	£57,323	4.84	£976,736
Youth Football	2.82	£256,449	£53,854	2.48	£500,378
Mini Soccer	2.38	£76,319	£16,027	0.00	£0
3G	0.40	£461,028	£15,942	0.80	£161,896

South Sub-Area

Scenario 1 - 0% change in participation rate

Part 4: Estimated demand and costs for new pitches (matches and training demand) and ancillary provision					
	Number of pitches required to meet the estimated demand	Capital Cost	Lifecycle Cost (per annum)	Changing rooms (number)	Changing rooms (capital cost)
Adult Football	2.53	£284,215	£59,969	5.06	£1,021,821
Youth Football	6.49	£590,654	£124,037	6.23	£1,257,517
Mini Soccer	5.91	£189,563	£39,808	0.00	£0
3G	0.79	£903,817	£31,253	1.57	£317,387

Scenario 2 – NGB agreed change in participation rate

Part 4: Estimated demand and costs for new pitches (matches and training demand) and ancillary provision					
	Number of pitches required to meet the estimated demand	Capital Cost	Lifecycle Cost (per annum)	Changing rooms (number)	Changing rooms (capital cost)
Adult Football	2.56	£287,057	£60,569	5.11	£1,032,039
Youth Football	6.85	£623,200	£130,872	6.54	£1,319,992
Mini Soccer	6.20	£199,041	£41,799	0.00	£0
3G	0.82	£944,887	£32,674	1.64	£331,809

Scenario 3 – “High” 10% change in participation rate

Part 4: Estimated demand and costs for new pitches (matches and training demand) and ancillary provision					
	Number of pitches required to meet the estimated demand	Capital Cost	Lifecycle Cost (per annum)	Changing rooms (number)	Changing rooms (capital cost)
Adult Football	2.78	£312,637	£65,966	5.57	£1,124,003
Youth Football	7.14	£649,719	£136,441	6.85	£1,383,269
Mini Soccer	6.50	£208,519	£43,789	0.00	£0
3G	0.86	£994,198	£34,379	1.73	£349,126

North West Valley Park Housing Allocation (c.800 dwellings)

Scenarios have been run based on a population of around 1,920 derived from an average household size of 2.4 people. This is considered sufficient for the purposes of calculating potential demand for pitch sports from the development once it has been delivered. Changes to the household size would likely be tenths of a whole, which would result in a very minimal change to pitch demand established through the calculator, particularly when making assumptions about pitch number rounding. Figures represent a part of the total for the sub-area and are not in addition to other figures for scenarios run for the whole sub-area.

Scenario 1 - 0% change in participation rate

Part 4: Estimated demand and costs for new pitches (matches and training demand) and ancillary provision					
	Number of pitches required to meet the estimated demand	Capital Cost	Lifecycle Cost (per annum)	Changing rooms (number)	Changing rooms (capital cost)
Adult Football	0.27	£29,853	£6,299	0.53	£107,329
Youth Football	0.68	£62,044	£13,029	0.65	£132,079
Mini Soccer	0.62	£19,912	£4,181	0.00	£0
3G	0.08	£94,938	£3,283	0.17	£33,339

Scenario 2 – NGB agreed change in participation rate

Part 4: Estimated demand and costs for new pitches (matches and training demand) and ancillary provision					
	Number of pitches required to meet the estimated demand	Capital Cost	Lifecycle Cost (per annum)	Changing rooms (number)	Changing rooms (capital cost)
Adult Football	0.27	£30,152	£6,362	0.54	£108,402
Youth Football	0.72	£65,462	£13,747	0.69	£138,641
Mini Soccer	0.65	£20,907	£4,391	0.00	£0
3G	0.09	£99,252	£3,432	0.17	£34,853

Scenario 3 – “High” 10% change in participation rate

Part 4: Estimated demand and costs for new pitches (matches and training demand) and ancillary provision					
	Number of pitches required to meet the estimated demand	Capital Cost	Lifecycle Cost (per annum)	Changing rooms (number)	Changing rooms (capital cost)
Adult Football	0.29	£32,838	£6,929	0.58	£118,062
Youth Football	0.75	£68,248	£14,332	0.72	£145,287
Mini Soccer	0.68	£21,903	£4,600	0.00	£0
3G	0.09	£104,431	£3,611	0.18	£36,672

North West Grove Housing Allocation (c.624 dwellings)

Scenarios have been run based on a population of around 1,498 derived from an average household size of 2.4 people. This is considered sufficient for the purposes of calculating potential demand for pitch sports from the development once it has been delivered. Changes to the household size would likely be tenths of a whole, which would result in a very minimal change to pitch demand established through the calculator, particularly when making assumptions about pitch number rounding. Figures represent a part of the total for the sub-area and are not in addition to other figures for scenarios run for the whole sub-area. For the North West Grove development, at the time that the calculation has been run, there is no fixed number of proposed dwellings. The applicant's Planning Statement states that the development could comprise around 531 dwellings, and an additional 93 dwellings if a Primary School was not needed on the site. The calculator scenario has therefore been run on the basis of the upper number of estimated dwellings and should be adjusted accordingly if the number of dwellings on site is confirmed as being less than this.

Scenario 1 - 0% change in participation rate

Part 4: Estimated demand and costs for new pitches (matches and training demand) and ancillary provision					
	Number of pitches required to meet the estimated demand	Capital Cost	Lifecycle Cost (per annum)	Changing rooms (number)	Changing rooms (capital cost)
Adult Football	0.21	£23,291	£4,914	0.41	£83,737
Youth Football	0.53	£48,403	£10,165	0.51	£103,055
Mini Soccer	0.48	£15,531	£3,262	0.00	£0
3G	0.06	£74,060	£2,561	0.13	£26,007

Scenario 2 – NGB agreed change in participation rate

Part 4: Estimated demand and costs for new pitches (matches and training demand) and ancillary provision					
	Number of pitches required to meet the estimated demand	Capital Cost	Lifecycle Cost (per annum)	Changing rooms (number)	Changing rooms (capital cost)
Adult Football	0.21	£23,524	£4,964	0.42	£84,575
Youth Football	0.56	£51,070	£10,725	0.54	£108,175
Mini Soccer	0.51	£16,308	£3,425	0.00	£0
3G	0.07	£77,425	£2,677	0.13	£27,189

Scenario 3 – “High” 10% change in participation rate

Part 4: Estimated demand and costs for new pitches (matches and training demand) and ancillary provision					
	Number of pitches required to meet the estimated demand	Capital Cost	Lifecycle Cost (per annum)	Changing rooms (number)	Changing rooms (capital cost)
Adult Football	0.23	£25,620	£5,406	0.46	£92,111
Youth Football	0.59	£53,243	£11,181	0.56	£113,361
Mini Soccer	0.53	£17,084	£3,588	0.00	£0
3G	0.07	£81,466	£2,817	0.14	£28,608

West Sub-Area

Scenario 1 - 0% change in participation rate

Part 4: Estimated demand and costs for new pitches (matches and training demand) and ancillary provision					
	Number of pitches required to meet the estimated demand	Capital Cost	Lifecycle Cost (per annum)	Changing rooms (number)	Changing rooms (capital cost)
Adult Football	2.89	£324,518	£68,473	5.78	£1,166,721
Youth Football	2.29	£208,047	£43,690	1.19	£239,542
Mini Soccer	3.63	£116,363	£24,436	0.00	£0
3G	0.46	£532,806	£18,424	0.93	£187,101

Scenario 2 – NGB agreed change in participation rate

Part 4: Estimated demand and costs for new pitches (matches and training demand) and ancillary provision					
	Number of pitches required to meet the estimated demand	Capital Cost	Lifecycle Cost (per annum)	Changing rooms (number)	Changing rooms (capital cost)
Adult Football	2.94	£330,352	£69,704	5.88	£1,187,693
Youth Football	2.40	£218,470	£45,879	1.24	£250,954
Mini Soccer	3.81	£122,181	£25,658	0.00	£0
3G	0.48	£553,859	£19,152	0.96	£194,495

Scenario 3 – “High” 10% change in participation rate

Part 4: Estimated demand and costs for new pitches (matches and training demand) and ancillary provision					
	Number of pitches required to meet the estimated demand	Capital Cost	Lifecycle Cost (per annum)	Changing rooms (number)	Changing rooms (capital cost)
Adult Football	3.18	£356,970	£75,321	6.35	£1,283,393
Youth Football	2.52	£228,852	£48,059	1.30	£263,496
Mini Soccer	3.99	£127,999	£26,880	0.00	£0
3G	0.51	£586,086	£20,267	1.02	£205,812

ggg) Match equivalent sessions per week assumptions for match play and training

	2. Where they play a <u>match</u> on this size pitch, the match equivalent sessions per week equal...			
	↓			
1. If team playing requires pitch size... ↓	Mini soccer 5v5	Mini soccer 7v7	Youth 9v9	11v11
Mini soccer 5v5	0.5	0.25	0.25	0.125
Mini soccer 7v7	-	0.5	0.5	0.25
Youth 9v9	-	-	0.5	0.25
11v11	-	-	-	0.5

	2. Where they <u>train</u> on this size pitch, the match equivalent sessions per week equal...			
	↓			
1. If team playing requires pitch size for half the time of a match... ↓	Mini soccer 5v5	Mini soccer 7v7	Youth 9v9	11v11
Mini soccer 5v5 (training every other week)	0.25	0.25	0.125	0.0625
Mini soccer 7v7 (training every other week)	-	0.25	0.25	0.125
Youth 9v9 (training every other week)	-	-	0.25	0.125
Adult 11v11 (training every other week)	-	-	-	0.25

hhh) Translating playing pitch calculator grass pitch numbers to match equivalents by sub-area (based on Scenario 2)

Sub-area	Adult (11v11)		Youth (9v9)		Mini (5v5 & 7v7)		3G pitches (full-size) (number)
	No. of grass pitches	Match equivalents	No. of grass pitches	Match equivalents	No. of grass pitches	Match equivalents	
North	7.2	21.6	8.66	34.64	7.29	43.74	1.22
South	2.56	7.68	6.85	27.4	6.2	37.2	0.82
West	2.94	8.82	2.4	9.6	3.81	22.86	0.48
Total	12.7	38.1	17.91	71.64	17.3	103.8	2.52

Notes: Match equivalent figures based on new pitches being provided to “good” quality (5v5s and 7v7s = 6 match equivalents, 9v9 = 4 match equivalents, 11v11 = 3 match equivalents)

iii) Calculating Residual Capacity Required to 2041 (grass pitches) – Adult (full-size) and Youth 11v11

Sub-Area	Match Equivalents						No. of additional full-size pitches, equivalents required (rounded to nearest full pitch)	
	A. Existing headroom capacity on secure grass pitches	B. Existing headroom capacity on unsecure grass pitches	C. Capacity required to replace unsecure club demand / use with secure use pitches (figures come into play if unsecure use cannot be secured)	D. Sum of headroom capacity (secure and unsecure) (A+B)	E. Projected additional new capacity required on grass (calculator scenario 2) (rounded to nearest quarter)	F. Balance (difference between E and D)	where provided to a “standard” quality (accommodating 2 match equivalent sessions per week) (positive = number of pitches required, negative = number of pitches providing headroom / unused capacity)	where provided to a “good” quality (accommodating 3 match equivalent sessions per week) (positive = number of pitches required, negative = number of pitches providing unused capacity)
North	10.25	2	7	12.25	21.75	-9.5	5	3
South	6.75	1.5	2.5	8.25	7.75	0.5	0	0
West	12.75	-1	3	11.75	8.75	3	0	0
Total	29.75	2.5	12.5	32.25	38.25	-6	5	3

Notes: Figures for adult 11v11 include youth 11v11 pitches.

jjj) Calculating Residual Capacity Required to 2041 (grass pitches) – Youth (9v9)

Sub-Area	Match Equivalents						No. of youth football 9v9 pitches, equivalents required (rounded to nearest full pitch)	
	A. Existing headroom capacity on secure grass pitches	B. Existing headroom capacity on unsecure grass pitches	C. Capacity required to replace unsecure club demand / use and overplay with secure use pitches (figures come into play if unsecure use cannot be secured)	D. Sum of headroom capacity (secure and unsecure) (A+B)	E. Projected additional new capacity required on grass (calculator scenario 2) (rounded to nearest quarter)	F. Balance (difference between E and D)	where provided to a “standard” quality (accommodating 2 match equivalent sessions per week) (positive = number of pitches required, negative = number of pitches providing headroom / unused capacity)	where provided to a “good” quality (accommodating 4 match equivalent sessions per week) (positive = number of pitches required, negative = number of pitches providing unused capacity)
North	4.5	0.5	2.5	5	34.75	29.75	15	10
South	2.25	-	0	2.25	27.5	25.25	13	3
West	1	-1	2	0	9.5	9.5	5	1
Total	7.75	-0.5	4.5	7.25	71.75	30.75	33	14

kkk) Calculating Residual Capacity Required to 2041 (grass pitches) – Mini Soccer (5v5 and 7v7)

Sub-Area	Match Equivalents						G. No. of mini soccer 5v5 / 7v7 pitches, equivalents required (rounded to nearest full pitch)	
	A. Existing headroom capacity on secure grass pitches	B. Existing headroom capacity on unsecure grass pitches	C. Capacity required to replace unsecure club demand / use and overplay with secure use pitches (figures come into play if unsecure use cannot be secured)	D. Sum of headroom capacity (secure and unsecure) (A+B)	E. Projected additional new capacity required on Grass (calculator scenario 2) (rounded to nearest quarter)	F. Balance (difference between E and D)	where provided to a “standard” quality (accommodating 4 match equivalent sessions per week) (positive = number of pitches required, negative = number	where provided to a “good” quality (accommodating 6 match equivalent sessions per week) (positive = number of pitches required, negative = number

							of pitches providing headroom / unused capacity)	of pitches providing unused capacity)
North	39.75	5	3	44.75	43.75	1	0	0
South	19	2.75	3.25	21.75	37.25	-15.5	4	3
West	5.75	3.5	4.5	9.25	22.75	-13.5	3	2
Total	64.5	11.25	10.75	26.75	103.75	-28	7	5

III) Numeric Summary of 3G Pitch Supply / Demand and Future Provision

Sub-area	A. Number of 3G pitches required for current no. of teams (and full size equivalent peak hours) *	B. Number of 3G pitches currently in supply (and full size equivalent peak hours)	C. Supply / suggested demand balance (A-B) ^	D. Headroom capacity on existing 3Gs (full-size equivalent hours) **		E. Pipeline 3G pitches (full size equivalent peak hours) ^^	F. Additional 3G capacity required (hours) (calculator scenario 2)	G. Residual number of additional hours on full-size 3G pitches required by 2041 ((C+F)-E)	H. Equivalent number of additional full-size pitches required (club demand) (G/38)	I. Commentary
				Secure ***	Un-secure					
North	4 pitches (152 peak time available hours) (for 154 teams)	8 x 5v5, 1 x 7v7, 1 x full-size (115 peak time full-size equivalent hours, equivalent to 3 full-size pitches)	-1 full-size pitches (37 full-size equivalent hours)	-	56.5 hours	0	47 hours (1.22 pitches)	84	2.2	No secure use 3Gs in the sub-area. Columns A – C suggest that there is a 3G pitch deficit in the sub-area. Column D, however, suggests that there is some headroom capacity available to book in some locations. However, much of this is at weekends and also on 5v5 pitches which are only mainly suitable only for social and small-sided play and mini soccer – there is no run-off and 5v5 “pens” do not provide flexibility of use beyond 10 players at any one time. There is only 1 hour of existing headroom capacity, on the full-size 3G (at Tilsley Park) as its use on weekday evenings is impacted by use of the athletics track which encompasses the pitch. This is supported by information from clubs which suggests that little or no time is usually available on the pitches (including the sand based AGPs) for any additional slots to be booked outside of any block bookings at peak times and evenings during the week. On the smaller pitches, most availability is at weekends, when clubs do not typically need to book smaller

Sub-area	A. Number of 3G pitches required for current no. of teams (and full size equivalent peak hours) *	B. Number of 3G pitches currently in supply (and full size equivalent peak hours)	C. Supply / suggested demand balance (A-B) ^	D. Headroom capacity on existing 3Gs (full-size equivalent hours) **		E. Pipeline 3G pitches (full size equivalent peak hours) ^^	F. Additional 3G capacity required (hours) (calculator scenario 2)	G. Residual number of additional hours on full-size 3G pitches required by 2041 ((C+F)-E)	H. Equivalent number of additional full-size pitches required (club demand) (G/38)	I. Commentary
				Secure ***	Un-secure					
										<p>pitches for training (as matches are played over the weekend, and on grass, for most age groups requiring a larger size pitch).</p> <p>Column H suggests 2.2 full-size sports-lit 3G pitches are necessary. However, if supply from unflexible 5v5 pitches is discounted from total supply for most club types of use, an additional 76 hours of provision (2 x full-size sports-lit pitches assuming 38 hours supply per pitch) should be factored into additional need.</p> <p>A total of 4 x sports-lit full-size 3G pitches in the North sub-area would respond positively to demand. Delivery of at least 1 additional full-size 3G in Abingdon would likely draw some demand for football training use during weekday evenings away from the sand based AGPs, but possibly not all. This would however, free-up some time for hockey, helping the hockey club accommodate growth in the future.</p>
South	1.5 pitches (57 peak time hours)	1 x 5v5 (8.5 peak time full-size)	-1.3 full-size pitches	-	4 hours	76 hours (Valley Park, Didcot and	31 hours (0.82 pitches)	3.5	0	There are no secure use 3Gs in the sub-area, which represents a risk to future supply.

Sub-area	A. Number of 3G pitches required for current no. of teams (and full size equivalent peak hours) *	B. Number of 3G pitches currently in supply (and full size equivalent peak hours)	C. Supply / suggested demand balance (A-B) ^	D. Headroom capacity on existing 3Gs (full-size equivalent hours) **		E. Pipeline 3G pitches (full size equivalent peak hours) ^^	F. Additional 3G capacity required (hours) (calculator scenario 2)	G. Residual number of additional hours on full-size 3G pitches required by 2041 ((C+F)-E)	H. Equivalent number of additional full-size pitches required (club demand) (G/38)	I. Commentary
				Secure ***	Un-secure					
	(for 57 teams)	equivalent hours)	(48.5 full size equivalent hours)			Alfredian Park, Wantage)				<p>Columns A – C suggest that there is a 3G pitch deficit in the sub-area. Column D, suggests that there is only a very small amount of time available to book.</p> <p>The only AGPs in the sub-area are a small 3G (5v5), and a sand based pitch (7v7), the latter used for football training / informal use and has 5.5 hours full-size equivalent headroom capacity.</p> <p>If the 5v5 3G pitch is removed from supply, reflecting the unflexible nature of use and that clubs will likely only train on the pitch of this size if nothing else is available, a total of 1 additional full-size sports-lit 3G pitch will be needed (column F plus column B), over and above the two pitches in the pipeline in the sub-area, subject to demonstrating viability.</p> <p>There is a significant spatial gap in provision of 3G pitches in the western half of the sub-area, particularly in relation to the Wantage area. The proposed 3G pitch at Alfredian Park would help to fill this gap.</p>

Sub-area	A. Number of 3G pitches required for current no. of teams (and full size equivalent peak hours) *	B. Number of 3G pitches currently in supply (and full size equivalent peak hours)	C. Supply / suggested demand balance (A-B) ^	D. Headroom capacity on existing 3Gs (full-size equivalent hours) **		E. Pipeline 3G pitches (full size equivalent peak hours) ^^	F. Additional 3G capacity required (hours) (calculator scenario 2)	G. Residual number of additional hours on full-size 3G pitches required by 2041 ((C+F)-E)	H. Equivalent number of additional full-size pitches required (club demand) (G/38)	I. Commentary
				Secure ***	Un-secure					
West	1.5 pitches (57 peak time hours) (for 56 teams)	1 x 9v9 (9.75 peak time full-size equivalent hours)	-1.3 full-size pitches (47.25 full-size equivalent hours)	-	9.75 hours	38 hours (Faringdon College, with some time possibly for rugby use if shock pad and pile appropriate)	19 hours (0.48 pitches)	28.25	0.75	There are no secure use 3Gs in the sub-area, which represents a risk to future supply. Columns A – C suggest that there is a 3G pitch deficit in the sub-area. Column D, however, suggests that there is some headroom capacity available to book in some locations. The only AGP in the sub-area is a small 3G (9v9) and has non known community use despite being available for 9.75 full-size equivalent hours. There is a significant spatial gap in provision of 3G pitches across the whole sub-area, particularly in relation to the Faringdon area. The proposed 3G pitch at Faringdon Community College would help to fill this gap.
Total	7 full-size pitches (266 hours)	9 x 5v5, 1 x 7v7, 1 x 9v9, 1 x full-size (133.25 hours)	-3 full-size pitches (132.75 hours)	-	70.25 hours	114 hours	97 hours (2.52 pitches)	115.75 hours	3 pitches	Grounding figures and removing 5v5 3G pitches from supply suggests that an additional 1 x full-size sports-lit pitch will be needed in addition to the +3 identified from data calculations.

Notes: * based upon the FA / FF ratio used of 1 full-size 3G pitch enables 38 teams to train. ** Based on booking records received from providers for one average week during the season. "Headroom" means capacity (hours) not regularly booked for use on an average week during the season. *** No secure community use 3G pitches in the District. ^ negative figure suggests undersupply, positive an oversupply. ^^ Based on "pipeline" schemes, with "aspirational" schemes excluded at this stage. Assumed that a new pitch will be available for 38 peak time hours.

mmm) Impact of Social, Informal and Small-sided Games Demand on 3G during Peak Period

Our estimates of demand for informal / social play is based on a typical use of 10% of total capacity on a pitch (across all pitches, with some therefore higher and some lower than this figure). If the peak period is 38 hours, this means, at a full size pitch, there will be around 3.8 hours of bookings (rounded up to 4 hours), and with most informal / social play being for small-sided games, a full size pitch (100m x 64m) will accommodate 4 bookings in an hour if the pitch is split into four smaller pitches. This estimate has been discussed and agreed with the FA as a realistic assumption to use in the District.

When considering the calculator scenario estimating the number of 3G pitches for training for teams, an additional 10% / 4 hours of peak time is added to the calculated sum of 3G pitches to ensure that additional potential demand from small-sided games is taken into account in future supply and provision of 3G pitches. It is reasonable to plan for this “direction of travel” even though provision of additional full-size 3G pitches could see some migration of club teams away from 5v5 “pens” where clubs currently have little or choice from supply available (for example, in the north sub-area in particular).

nnn) Summary of additional 3G provision required to 2041

Sub-area	Equivalent number of additional full-size pitches required (club demand)	<i>Additional demand from social, informal and small-sided games (hours) (based on 4 hours per pitch)</i>	Commentary
North	3	12	<p>Additional hours for social, informal and small-sided games is too little to justify one more full-size pitch and it is conceivable that this amount of time is likely to be available on existing supply of 3G and sand based pitches, particularly if club demand migrates away from 5v5 and sand-based pitches. However, should demand appear on the ground, a small 3G pitch could be provided in a location where that demand is demonstrated.</p> <p>No secure use 3Gs in the sub-area.</p> <p>Columns A – C and the commentary regarding 5v5 supply and lack of available time at the existing 3G pitch at Tilsley Park in Abingdon suggest that there is a 3G pitch deficit in the sub-area amounting to a total need for 3 x full-size sports-lit 3G pitches.</p> <p>Delivery of an additional 3G in Abingdon would likely draw some demand for football training use during weekday evenings away from the sand based AGPs, but possibly not all. This would however, free-up some time for hockey, helping the hockey club accommodate growth in the future.</p>

Sub-area	Equivalent number of additional full-size pitches required (club demand)	Additional demand from social, informal and small-sided games (hours) (based on 4 hours per pitch)	Commentary
South	1	4	<p>Additional hours for social, informal and small-sided games is too little to justify one more full-size pitch and it is conceivable that this amount of time is likely to be available on existing supply of 3G and sand based pitches, particularly if club demand migrates away from 5v5 and sand-based pitches. However, should demand appear on the ground, a small 3G pitch could be provided in a location where that demand is demonstrated.</p> <p>There are no secure use 3Gs in the sub-area, which represents a risk to future supply. Columns A – C suggest that there is a 3G pitch deficit in the sub-area. Column D, suggests that there is only a very small amount of time available to book. The only AGPs in the sub-area are a small 3G (5v5), and a sand based pitch (7v7), the latter used for football training / informal use and has 5.5 hours full-size equivalent headroom capacity. There is a significant spatial gap in provision of 3G pitches in the western half of the sub-area, particularly in relation to the Wantage area. The proposed 3G pitch at Alfredian Park would help to fill this gap. After pipeline pitches have been delivered, there remains demand for an additional 3G pitch.</p>
West	0.75	3	<p>The projected additional demand from the social, informal and small-sided game is likely to be able to be accommodated within an additional 3G provided in this sub-area, with the 0.75 pitch figure being appropriate to round-up to one full-sized pitch.</p> <p>There are no secure use 3Gs in the sub-area, which represents a risk to future supply. Columns A – C suggest that there is a 3G pitch deficit in the sub-area. Column D, however, suggests that there is some headroom capacity available to book in some locations. The only AGP in the sub-area is a small 3G (9v9) and has non known community use despite being available for 9.75 full-size equivalent hours. There is a significant spatial gap in provision of 3G pitches across the whole sub-area, particularly in relation to the Faringdon area. The proposed 3G pitch at Faringdon Community College would help to fill this gap.</p>
Total	4.75 pitches	19 hours	The total figure for additional 3G pitches to serve demand arising from existing and future football use for training and to accommodate demand from the casual, informal and small-sided game is 5 full-size sportlit 3G pitches in the 18 year period to 2041.

ooo) Additional capacity introduced by improving “poor” quality grass pitches to “standard” quality

Sub-area	Pitch Name	Security of community use	Pitch Size and Type	Pitch Carrying Capacity	Additional capacity introduced if pitch improved to "good" quality
North (Vale)	ABINGDON UNITED FOOTBALL CLUB 1	Secure	Adult Football	1	1
	ABINGDON UNITED FOOTBALL CLUB 2		Youth Football 9v9	1	1
	ANSON FIELD 1	Secure	Adult Football	1	1
	ANSON FIELD 5		Mini Soccer 7v7	4	-
	ANSON FIELD 6			4	-
	APPLEFORD RECREATION GROUND	Secure	Youth Football 9v9	2	-
	APPLETON WITH EATON SPORTS FIELD 1	Secure	Adult Football	2	-
	APPLETON WITH EATON SPORTS FIELD 4		Mini Soccer 7v7	4	-
	BOXHILL RECREATION GROUND 2	Secure	Mini Soccer 7v7	2	2
	BOXHILL RECREATION GROUND 3		Mini Soccer 5v5	2	2
	CALDECOTT RECREATION GROUND 1	Secure	Adult Football	2	-
	CALDECOTT RECREATION GROUND 2			3	-
	DRAYTON VILLAGE HALL	Secure	Youth Football 11v11	2	-
	OLD WALLINGFORD WAY RECREATION GROUND	Secure	Youth Football 9v9	2	-
	OLD WALLINGFORD WAY RECREATION GROUND 1		Adult Football	2	-
	OLD WALLINGFORD WAY RECREATION GROUND 2		Adult Football	2	-
	SOUTHERN TOWN PARK 1	Secure	Youth Football 11v11	1	1
	SOUTHERN TOWN PARK 10		Mini Soccer 5v5	4	-
	SOUTHERN TOWN PARK 11		Mini Soccer 7v7	2	2
	SOUTHERN TOWN PARK 12		Mini Soccer 7v7	2	2
	SOUTHERN TOWN PARK 2		Youth Football 11v11	2	-
	SOUTHERN TOWN PARK 3		Youth Football 11v11	2	-
	SOUTHERN TOWN PARK 4		Youth Football 9v9	1	1
	SOUTHERN TOWN PARK 5		Youth Football 9v9	1	1
	SOUTHERN TOWN PARK 6		Youth Football 9v9	2	-
	SOUTHERN TOWN PARK 8		Mini Soccer 5v5	4	-
	SOUTHERN TOWN PARK 9		Mini Soccer 5v5	4	-
	STEVENTON SPORTS AND SOCIAL CLUB 1		Secure	Adult Football	2
	THE HEIGHTS 1	Secure	Adult Football	2	-
	THE HEIGHTS 2		Adult Football	2	-
THE HEIGHTS 3	Youth Football 9v9		4	-	

Sub-area	Pitch Name	Security of community use	Pitch Size and Type	Pitch Carrying Capacity	Additional capacity introduced if pitch improved to "good" quality
	WOOTTON & DRY SANDFORD COMMUNITY CENTRE 1	Secure	Adult Football	2	-
	WOOTTON & DRY SANDFORD COMMUNITY CENTRE 2		Adult Football	1	1
	WOOTTON & DRY SANDFORD COMMUNITY CENTRE 3		Mini Soccer 7v7	2	2
	FOREST SIDE 1	Secure	Youth Football 9v9	2	-
	FOREST SIDE 2		Mini Soccer 7v7	4	-
	FOREST SIDE 3		Mini Soccer 7v7	4	-
	PLAYFIELD ROAD 1	Secure	Adult Football	2	-
	PLAYFIELD ROAD 3		Youth Football 11v11	2	-
	PLAYFIELD ROAD 4		Mini Soccer 5v5	4	-
	PLAYFIELD ROAD 5		Mini Soccer 5v5	4	-
	BROOKES SPORT BOTLEY 1	Unsecure	Adult Football	2	-
	BROOKES SPORT BOTLEY 2		Adult Football	2	-
	BROOKES SPORT BOTLEY 3		Adult Football	2	-
	CLOSES FIELD 1	Secure	Adult Football	2	-
	CLOSES FIELD 2		Mini Soccer 7v7	4	-
	CLOSES FIELD 3		Mini Soccer 7v7	4	-
	FOGWELL ROAD RECREATION GROUND 2	Secure	Youth Football 11v11	2	-
	FOGWELL ROAD RECREATION GROUND 3		Mini Soccer 7v7	2	2
	LOUIE MEMORIAL PAVILION 2	Secure	Youth Football 9v9	2	-
	SOUTHERN BYPASS GROUND 1	Secure	Adult Football	2	-
THRUPP LANE 1	Unsecure	Adult Football	2	-	
THRUPP LANE 2		Youth Football 9v9	2	-	
THRUPP LANE 3		Mini Soccer 7v7	4	-	
THRUPP LANE 4		Mini Soccer 5v5	4	-	
South (Vale)	BLEWBURY RECREATION GROUND 2	Secure	Youth Football 11v11	2	-
	BLEWBURY RECREATION GROUND 3		Youth Football 9v9	2	-
	BLEWBURY RECREATION GROUND 4		Mini Soccer 5v5	4	-
	BLEWBURY RECREATION GROUND 5		Mini Soccer 7v7	4	-
	HARWELL LABS RECREATIONAL ASSOCIATION 1	Unsecure	Adult Football	1	1
	HARWELL LABS RECREATIONAL ASSOCIATION 4		Mini Soccer 7v7	6	-

Sub-area	Pitch Name	Security of community use	Pitch Size and Type	Pitch Carrying Capacity	Additional capacity introduced if pitch improved to "good" quality
	RUTHERFORD LABS	Unsecure	Adult Football	3	-
	ALFREDIAN PARK 1	Secure	Adult Football	2	-
	ALFREDIAN PARK 10		Adult Football	2	-
	ALFREDIAN PARK 2		Adult Football	2	-
	ALFREDIAN PARK 3		Adult Football	2	-
	ALFREDIAN PARK 5		Mini Soccer 5v5	4	-
	ALFREDIAN PARK 6		Mini Soccer 7v7	4	-
	ALFREDIAN PARK 7		Mini Soccer 7v7	4	-
	ALFREDIAN PARK 8		Youth Football 9v9	2	-
	ALFREDIAN PARK 9		Youth Football 9v9	2	-
	ARDINGTON AND LOCKINGE SPORTS CLUB 1	Secure	Adult Football	2	-
	ARDINGTON AND LOCKINGE SPORTS CLUB 2		Adult Football	2	-
	ARDINGTON AND LOCKINGE SPORTS CLUB 3		Youth Football 11v11	2	-
	ARDINGTON AND LOCKINGE SPORTS CLUB 4		Youth Football 11v11	2	-
	EAST HENDRED SPORTS GROUND 1	Secure	Adult Football	2	-
	GROVE RECREATION LANE 1	Secure	Adult Football	1	1
	GROVE RECREATION LANE 2		Adult Football	1	1
	GROVE RECREATION LANE 5		Youth Football 11v11	2	-
	GROVE RECREATION LANE 7		Mini Soccer 7v7	4	-
	TUGWELL FIELD 1	Secure	Youth Football 11v11	2	-
	TUGWELL FIELD 2		Mini Soccer 7v7	4	-
TUGWELL FIELD 3	Mini Soccer 7v7		2	2	
West (Vale)	KINGSTON BAGPUIZE SPORTS GROUND 3	Unsecure	Youth Football 11v11	1	1
	KINGSTON BAGPUIZE SPORTS GROUND 4		Youth Football 11v11	1	1
	KINGSTON BAGPUIZE SPORTS GROUND 5		Youth Football 9v9	2	-
	KINGSTON BAGPUIZE SPORTS GROUND 6		Mini Soccer 5v5	4	-
	KINGSTON BAGPUIZE SPORTS GROUND 7		Mini Soccer 7v7	4	-
	CRAVEN PLAYING FIELDS 1	Secure	Adult Football	3	-
	CRAVEN PLAYING FIELDS 4		Youth Football 11v11	3	-
	STANFORD IN THE VALE RECREATION GROUND 1	Secure	Adult Football	2	-
	STANFORD IN THE VALE RECREATION GROUND 2		Mini Soccer 5v5	4	-

Sub-area	Pitch Name	Security of community use	Pitch Size and Type	Pitch Carrying Capacity	Additional capacity introduced if pitch improved to "good" quality
	TUCKER PARK RECREATION GROUND 1	Secure	Adult Football	2	-
	TUCKER PARK RECREATION GROUND 2		Adult Football	2	-
	TUCKER PARK RECREATION GROUND 3		Youth Football 11v11	2	-
	TUCKER PARK RECREATION GROUND 4		Mini Soccer 7v7	2	2
	SHRIVENHAM FC	Secure	Adult Football	2	-
	CHILDREY PLAYING FIELD	Secure	Adult Football	2	-
	EAST HANNEY PLAYING FIELD 1	Secure	Adult Football	2	-
	LETCOMBE REGIS RECREATION GROUND 1	Secure	Adult Football	3	-
	WEST HANNEY PLAYING FIELD (HANNEY YOUTH FC) 1	Secure	Adult Football	2	-
	WEST HANNEY PLAYING FIELD (HANNEY YOUTH FC) 2		Youth Football 11v11	2	-
	WEST HANNEY PLAYING FIELD (HANNEY YOUTH FC) 3		Youth Football 11v11	2	-
	WEST HANNEY PLAYING FIELD (HANNEY YOUTH FC) 4		Youth Football 9v9	2	-
	WEST HANNEY PLAYING FIELD (HANNEY YOUTH FC) 5		Youth Football 9v9	1	1
	WEST HANNEY PLAYING FIELD (HANNEY YOUTH FC) 6		Mini Soccer 7v7	4	-

ppp) Additional capacity introduced by improving “poor” quality grass pitches (secure and unsecure) to “standard” quality (summary)

A. Sub Area	B. Pitch size	C. Agreed Current Carrying Capacity for Community Use	D. Additional capacity introduced from improving to “standard” quality (match equivalents)
North	11v11	46	4
	9v9	19	3
	7v7 and 5v5	70	12
South	11v11	30	3
	9v9	6	-
	7v7 and 5v5	36	2
West	11v11	31	2
	9v9	5	1
	7v7 and 5v5	18	2

qqq) Additional capacity introduced by improving “standard” and “poor” quality grass pitches to “good” quality

Sub-area	Pitch Name	Security of community use	Pitch Size and Type	Pitch Carrying Capacity	Additional capacity introduced if pitch improved to “good” quality
North (Vale)	ABINGDON UNITED FOOTBALL CLUB 1	Secure	Adult Football	1	2
	ABINGDON UNITED FOOTBALL CLUB 2		Youth Football 9v9	1	3
	ANSON FIELD 1	Secure	Adult Football	1	2
	ANSON FIELD 5		Mini Soccer 7v7	4	2
	ANSON FIELD 6			4	2

Sub-area	Pitch Name	Security of community use	Pitch Size and Type	Pitch Carrying Capacity	Additional capacity introduced if pitch improved to "good" quality
	APPLEFORD RECREATION GROUND	Secure	Youth Football 9v9	2	2
	APPLETON WITH EATON SPORTS FIELD 1	Secure	Adult Football	2	3
	APPLETON WITH EATON SPORTS FIELD 4		Mini Soccer 7v7	4	2
	BOXHILL RECREATION GROUND 2	Secure	Mini Soccer 7v7	2	4
	BOXHILL RECREATION GROUND 3		Mini Soccer 5v5	2	4
	CALDECOTT RECREATION GROUND 1	Secure	Adult Football	2	1
	CALDECOTT RECREATION GROUND 2			3	0
	DRAYTON VILLAGE HALL	Secure	Youth Football 11v11	2	2
	OLD WALLINGFORD WAY RECREATION GROUND	Secure	Youth Football 9v9	2	2
	OLD WALLINGFORD WAY RECREATION GROUND 1		Adult Football	2	1
	OLD WALLINGFORD WAY RECREATION GROUND 2		Adult Football	2	1
	SOUTHERN TOWN PARK 1	Secure	Youth Football 11v11	1	3
	SOUTHERN TOWN PARK 10		Mini Soccer 5v5	4	2
	SOUTHERN TOWN PARK 11		Mini Soccer 7v7	2	4
	SOUTHERN TOWN PARK 12		Mini Soccer 7v7	2	4
	SOUTHERN TOWN PARK 2		Youth Football 11v11	2	2
	SOUTHERN TOWN PARK 3		Youth Football 11v11	2	2
	SOUTHERN TOWN PARK 4		Youth Football 9v9	1	3
	SOUTHERN TOWN PARK 5		Youth Football 9v9	1	3
	SOUTHERN TOWN PARK 6		Youth Football 9v9	2	2
	SOUTHERN TOWN PARK 8		Mini Soccer 5v5	4	2
	SOUTHERN TOWN PARK 9		Mini Soccer 5v5	4	2
	STEVENTON SPORTS AND SOCIAL CLUB 1		Secure	Adult Football	2
	THE HEIGHTS 1	Secure	Adult Football	2	1
	THE HEIGHTS 2		Adult Football	2	1
	THE HEIGHTS 3		Youth Football 9v9	4	0
	WOOTTON & DRY SANDFORD COMMUNITY CENTRE 1	Secure	Adult Football	2	1
	WOOTTON & DRY SANDFORD COMMUNITY CENTRE 2		Adult Football	1	2
	WOOTTON & DRY SANDFORD COMMUNITY CENTRE 3		Mini Soccer 7v7	2	4
	FOREST SIDE 1	Secure	Youth Football 9v9	2	2
	FOREST SIDE 2		Mini Soccer 7v7	4	2

Sub-area	Pitch Name	Security of community use	Pitch Size and Type	Pitch Carrying Capacity	Additional capacity introduced if pitch improved to "good" quality
	FOREST SIDE 3		Mini Soccer 7v7	4	2
	PLAYFIELD ROAD 1	Secure	Adult Football	2	1
	PLAYFIELD ROAD 3		Youth Football 11v11	2	2
	PLAYFIELD ROAD 4		Mini Soccer 5v5	4	2
	PLAYFIELD ROAD 5			4	2
	BROOKES SPORT BOTLEY 1		Unsecure	Adult Football	2
	BROOKES SPORT BOTLEY 2	Adult Football		2	1
	BROOKES SPORT BOTLEY 3	Adult Football		2	1
	CLOSES FIELD 1	Secure	Adult Football	2	1
	CLOSES FIELD 2		Mini Soccer 7v7	4	2
	CLOSES FIELD 3		Mini Soccer 7v7	4	2
	FOGWELL ROAD RECREATION GROUND 2	Secure	Youth Football 11v11	2	2
	FOGWELL ROAD RECREATION GROUND 3		Mini Soccer 7v7	2	4
	LOUIE MEMORIAL PAVILION 2	Secure	Youth Football 9v9	2	2
	SOUTHERN BYPASS GROUND 1	Secure	Adult Football	2	1
	THRUPP LANE 1	Unsecure	Adult Football	2	1
	THRUPP LANE 2		Youth Football 9v9	2	2
	THRUPP LANE 3		Mini Soccer 7v7	4	2
	THRUPP LANE 4		Mini Soccer 5v5	4	2
	South (Vale)	BLEWBURY RECREATION GROUND 2	Secure	Youth Football 11v11	2
BLEWBURY RECREATION GROUND 3		Youth Football 9v9		2	2
BLEWBURY RECREATION GROUND 4		Mini Soccer 5v5		4	2
BLEWBURY RECREATION GROUND 5		Mini Soccer 7v7		4	2
HARWELL LABS RECREATIONAL ASSOCIATION 1		Unsecure	Adult Football	1	2
HARWELL LABS RECREATIONAL ASSOCIATION 4			Mini Soccer 7v7	6	0
RUTHERFORD LABS		Unsecure	Adult Football	3	0
ALFREDIAN PARK 1		Secure	Adult Football	2	1
ALFREDIAN PARK 10			Adult Football	2	1
ALFREDIAN PARK 2			Adult Football	2	1
ALFREDIAN PARK 3	Adult Football		2	1	

Sub-area	Pitch Name	Security of community use	Pitch Size and Type	Pitch Carrying Capacity	Additional capacity introduced if pitch improved to "good" quality
	ALFREDIAN PARK 5		Mini Soccer 5v5	4	2
	ALFREDIAN PARK 6		Mini Soccer 7v7	4	2
	ALFREDIAN PARK 7		Mini Soccer 7v7	4	2
	ALFREDIAN PARK 8		Youth Football 9v9	2	2
	ALFREDIAN PARK 9		Youth Football 9v9	2	2
	ARDINGTON AND LOCKINGE SPORTS CLUB 1	Secure	Adult Football	2	1
	ARDINGTON AND LOCKINGE SPORTS CLUB 2		Adult Football	2	1
	ARDINGTON AND LOCKINGE SPORTS CLUB 3		Youth Football 11v11	2	2
	ARDINGTON AND LOCKINGE SPORTS CLUB 4		Youth Football 11v11	2	2
	EAST HENDRED SPORTS GROUND 1	Secure	Adult Football	2	1
	GROVE RECREATION LANE 1	Secure	Adult Football	1	2
	GROVE RECREATION LANE 2		Adult Football	1	2
	GROVE RECREATION LANE 5		Youth Football 11v11	2	2
	GROVE RECREATION LANE 7		Mini Soccer 7v7	4	2
	TUGWELL FIELD 1	Secure	Youth Football 11v11	2	2
	TUGWELL FIELD 2		Mini Soccer 7v7	4	2
TUGWELL FIELD 3	Mini Soccer 7v7		2	4	
West (Vale)	KINGSTON BAGPUIZE SPORTS GROUND 3	Unsecure	Youth Football 11v11	1	3
	KINGSTON BAGPUIZE SPORTS GROUND 4		Youth Football 11v11	1	3
	KINGSTON BAGPUIZE SPORTS GROUND 5		Youth Football 9v9	2	2
	KINGSTON BAGPUIZE SPORTS GROUND 6		Mini Soccer 5v5	4	2
	KINGSTON BAGPUIZE SPORTS GROUND 7		Mini Soccer 7v7	4	2
	CRAVEN PLAYING FIELDS 1	Secure	Adult Football	3	0
	CRAVEN PLAYING FIELDS 4		Youth Football 11v11	3	1
	STANFORD IN THE VALE RECREATION GROUND 1	Secure	Adult Football	2	1
	STANFORD IN THE VALE RECREATION GROUND 2		Mini Soccer 5v5	4	2
	TUCKER PARK RECREATION GROUND 1	Secure	Adult Football	2	1
	TUCKER PARK RECREATION GROUND 2		Adult Football	2	1
	TUCKER PARK RECREATION GROUND 3		Youth Football 11v11	2	2
	TUCKER PARK RECREATION GROUND 4		Mini Soccer 7v7	2	4
	SHRIVENHAM FC	Secure	Adult Football	2	1

Sub-area	Pitch Name	Security of community use	Pitch Size and Type	Pitch Carrying Capacity	Additional capacity introduced if pitch improved to “good” quality
	CHILDREY PLAYING FIELD	Secure	Adult Football	2	1
	EAST HANNEY PLAYING FIELD 1	Secure	Adult Football	2	1
	LETCOMBE REGIS RECREATION GROUND 1	Secure	Adult Football	3	0
	WEST HANNEY PLAYING FIELD (HANNEY YOUTH FC) 1	Secure	Adult Football	2	1
	WEST HANNEY PLAYING FIELD (HANNEY YOUTH FC) 2		Youth Football 11v11	2	2
	WEST HANNEY PLAYING FIELD (HANNEY YOUTH FC) 3		Youth Football 11v11	2	2
	WEST HANNEY PLAYING FIELD (HANNEY YOUTH FC) 4		Youth Football 9v9	2	2
	WEST HANNEY PLAYING FIELD (HANNEY YOUTH FC) 5		Youth Football 9v9	1	3
WEST HANNEY PLAYING FIELD (HANNEY YOUTH FC) 6	Mini Soccer 7v7		4	2	

rrr) Additional capacity introduced by improving “standard” and “poor” quality grass pitches (secure and unsecure) to “good” quality (summary)

A. Sub Area	B. Pitch size	C. Agreed Current Carrying Capacity for Community Use	D. Additional capacity introduced from improving to “good” quality (match equivalents)
North	11v11	46	35
	9v9	19	21
	7v7 and 5v5	70	52
South	11v11	30	23
	9v9	6	6
	7v7 and 5v5	36	18
West	11v11	31	20
	9v9	5	7
	7v7 and 5v5	18	12

sss) Additional matches capacity introduced by additional supply of 3G and grass pitches (pipeline projects)

Pipeline projects which have a reasonable degree of certainty are included in this table. Other projects not listed are not sufficiently far through the process to delivery to be included with any certainty and so remain aspirations, referenced as options in the assessment report if demand is apparent in the area.

Sub-area	Site	Pitch Size and Surface	Additional capacity introduced (by grass pitches)	Additional capacity introduced (by 3Gs) (full-size equivalent) – hours	Additional capacity introduced (by 3Gs) – match equivalents on grass pitches at weekend
South	Valley Park, Didcot (Alma Park)	2 x grass 9v9	+8		
	Valley Park, Didcot (Common Park)	2 x grass 11v11	+6		
	Valley Park, Didcot (Common Park)	2 x grass 9v9	+8		
	Alfredian Park (Wantage FC)	1 x full-size 3G		+38	(+6 from 3G -2 loss of existing grass pitch)
	Crab Hill, Wantage	3 x grass 11v11 (2 adult, 1 youth)	+9		
	Grove Airfield	2 x grass 11v11 (net, other +2 pitches are replacements for existing FC 11v11 pitches being given over to RFC)	+6		
	Grove Airfield	4 x grass 9v9	+16		
	Grove Airfield	3 x grass 7v7	+18		
	Grove Airfield	3 x grass 5v5	+18		
North	Forest Side (Kennington FC)	1 x grass 9v9 (quality improvement)	+2		
	Forest Side (Kennington FC)	2 x grass 7v7 (quality improvements)	+4		
	Playfield Road (Kennington FC)	2 x 11v11 (quality improvements)	+2		
	Playfield Road (Kennington FC)	1 x grass 5v5 (quality improvements)	+2		
	Playfield Road (Kennington FC)	1 x grass 7v7 (quality improvements)	+2		
	North of Dunmore Road, Abingdon	1 x grass 11v11 (additional)	+3		

Sub-area	Site	Pitch Size and Surface	Additional capacity introduced (by grass pitches)	Additional capacity introduced (by 3Gs) (full-size equivalent) – hours	Additional capacity introduced (by 3Gs) – match equivalents on grass pitches at weekend
	North of Dunmore Road, Abingdon	2 x grass 7v7 (additional, in cricket outfield)	+12		
	The Heights, Milton Hill, Milton Utd	1 x full-size 3G (subject to funding)		+38	
West	Faringdon Community College	1 x full-size 3G		+38	(+6 from 3G -2 loss of existing grass pitch, although no club use on current grass pitch)

Notes: For each full size 3G pitch provided, match play on these pitches supports around 2-4 full-size grass equivalent pitches if matches are played at the weekend during daytime peak hours. This can only be an estimate as the real equivalent “on the ground” will depend on the mix of kick off times, length of matches and age groups using the 3G pitches for matches.

ttt) Testing Scenarios

Scenario A - No education sites in supply (which currently have community use)

		Education sites <u>supply</u> (match equivalents / hours for AGPs)										Main Implications	
		Grass								Cricket	3G		Sand / water
		Football					Rugby						
		11v11 adult	11v11 youth	9v9	7v7	5v5	Senior	Junior					
North	Secure*	-	-	-	-	-	-	-	-	-	-	-	
	Unsecure	8	-	-	-	-	*	-	-	190 (47.5 full size equivalent hours)	102 full size equivalent hours	<p>Losses: Brookes Sport (Botley) – 4 adult size grass football pitches with standard quality and 5 x 5v5 3Gs; Radley College - 3 x full size sand AGPs.</p> <p>While Tilsley Park (which hosts numerous AGPs) is owned by the local authority and leased to a school to run, ownership should offer sufficient protection to use of the site, despite the site being considered “unsecure” given that the school has control of bookings at the site.</p> <p>* Two rugby pitches used by Oxford RFC at St Peter’s College Rec (leased from College). No demand recorded to align with RFU preference but loss of use would mean all demand placed upon RFC owned three pitches.</p>	
South	Secure*	-	-	-	-	-	-	-	-	-	-	-	
	Unsecure	-	-	-	-	-	-	-	-	34 (8.5 full size equivalent)	36 (18 full size equivalent)	Losses: Harwell Primary School - 1 x 5v5 3G; UTC Oxfordshire - 1 x 7v7 sand AGP	
West	Secure*	-	-	-	-	-	-	-	-	-	-	-	
	Unsecure	-	-	-	-	-	-	-	-	-	19.5 (<=19.5 full size equivalent)	Losses: St Hugh’s School, Faringdon – 1 x 9v9 sand; Shrivenham School - 5v5 AGP (polymeric) only used by TA Sports for after school and summer clubs.	

		Education sites <u>supply</u> (match equivalents / hours for AGPs)								3G	Sand / water	Main Implications
		Grass										
		Football				Rugby		Cricket				
		11v11 adult	11v11 youth	9v9	7v7	5v5	Senior		Junior			
Total	Secure*	-	-	-	-	-	-	-	-	-		
	Unsecure	8	-	-	-	-	-	-	75.5 (full size equivalent hours)	120 (full size equivalent hours)	<p>Significant loss of access to AGPs, both 3G provision and sand-based AGPs, all of which are principally used for football training and casual use, rather than for hockey. However, some school sites are not used much, or at all, by clubs or others and so would not represent adverse impact on demand. Loss of Brookes Sport (Botley) AGPs would have most impact on University students and it seems likely that the University would look to retain access for students at least and replace provision if lost. Radley College's three full-size sand-based AGPs would impact football loss, both during weekday evenings (18 hours of use) and weekends (16 hours) and loss would prevent some clubs being able to train. Capacity would therefore need to be replaced elsewhere on another AGP, preferably a 3G surface.</p> <p>Not likely to be significant impact in relation to football grass pitches (at Brookes Sport (Botley)) as it is likely that the University would not prevent their own teams playing on the site or if the pitches are lost to supply, they would be replaced to accommodate play.</p> <p>If St Peter's College withdrew use of their rugby pitches from Oxford RFC, this would represent a significant issue for the rugby club as they only have certainty of use on the pitches they control. Supply / demand calculations already factor in play only being on the club pitches with posts and so the impact is already demonstrated</p>	

		Education sites <u>supply</u> (match equivalents / hours for AGPs)								3G	Sand / water	Main Implications
		Grass										
		Football					Rugby		Cricket			
		11v11 adult	11v11 youth	9v9	7v7	5v5	Senior	Junior				
											<p>earlier in this report – there would be unsustainable overplay of the club’s pitches.</p> <p>Although only small AGPs, both Harwell School and UTC hire their pitches to local clubs and some informal use, which would need to find elsewhere to train, preferably on a 3G surface.</p>	

Notes: * Education sites, even with a secure community use agreement in place, are not considered secure enough to provide long-term security.

Scenario B - Supply lost in areas of high deprivation

While there are two areas within the top 40% areas of deprivation in the country in Vale of the White Horse, neither have any playing pitches within them. Therefore, there are no scenario results to apply in Vale of the White Horse. There were no areas of deprivation in the top 10%, 20% or 30% areas of deprivation in the District.

Scenario C – no Artificial Grass Pitches provided

If no 3G pitches are delivered beyond those in the pipeline, for each full-size pitch, an estimated 5-6 full-size grass pitches with sports lighting will be required to replace lost training opportunities provided on weekday evenings by one 3G pitch. These replacement grass pitches would need to be provided to a good quality and would need to drain freely and maintained to a high standard so that winter rain does not render the pitches unplayable during the season.

Management of the pitches would have to assume the same process as that for AGPs – i.e. pitches would need to be fenced off for security and to maintain quality and to be bookable by and reserved for users.

In addition, the additional match day play offered by 3G pitches on weekends equates to around the same amount of play which 2-4 full-size grass pitches can accommodate, depending on the team types, age group and kick-off times hosted. Quality of these would need to be as for those pitches intended for

training and could not be simply shared open space in public parks etc. These pitches specifically for matches would not necessarily need to have sports lighting.

In total, therefore, up to 10 full-size grass pitches (at least 5-6 with sports lighting) would need to be brought forward and appropriately managed and maintained to replace a single 3G pitch with sports lighting.

The provision of grass pitches to replace 3G pitches would necessitate a much larger area / footprint with land costs higher than that for a single 3G.

If the policy decision extends to not support resurfacing of existing 3G pitches when the surface reaches the end of its life, grass pitch replacement provision in line with that outlined above would need to be put in place and appropriate support provided for any commercial providers which are dependent on income from their AGP to supplement viability of other facilities and / or pitch provision.

Should a “no AGP” policy extend to other surface types (not just 3G rubber crumb), there could also be an impact on other sports. For example, competitive hockey is not played on grass pitches and only on sand based or “Gen2” surface pitches. Loss of this surface would mean that hockey cannot be played. Cricket uses artificial (non-turf) surfaces for training nets and for training on the cricket square and not using the surface would reduce the ability to train, in particular.

If a no artificial surface policy is supported throughout sports provision, there could also be an impact on a variety of indoor sports which use a “carpet” surface, for example, indoor bowls.